





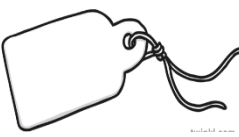

	Tuesday	Wednesday	Thursday	Friday
Morning	<p>Morning Routine Sing a song about the days of the week. For example: https://www.youtube.com/watch?v=mXMofxtDPUQ</p> <p>Tell your family about the weather for today.</p> <p>Look at a calendar and discuss; What day is it today? What day will it be tomorrow? What day was it yesterday? What is today's date?</p> <p>Phonics Say the reading chant (see video clip on Edmodo) Answer the questions: What is a phoneme? What is a grapheme?</p> <p>Make 5 words using unit 1 and 2 phoneme cards (from last term's pack). Write the words down. Then choose 2 of the words and write them in a sentence.</p> <p>Complete the worksheet then play the yellow phonics game</p> <p>Reading Get someone in your family to read you a book and retell what happened in the story.</p> <p>Read three sentences each day (see sentence reading)</p>	<p>Morning Routine Sing a song about the months of the year. For example: https://www.youtube.com/watch?v=omkuE6Wa5kQ</p> <p>Tell your family about the weather for today.</p> <p>Look at a calendar and discuss; What day is it today? What day will it be tomorrow? What day was it yesterday? What is today's date?</p> <p>Phonics Say the reading chant. Answer the questions: What is a phoneme? What is a grapheme?</p> <p>Write all of your camera words (Camera Word List)</p> <p>Complete the camera word worksheet.</p> <p>Complete the worksheet then play the blue phonics game</p> <p>Reading Listen to a story online (https://www.storylineonline.net/) and retell what happened in the story.</p> <p>Read three sentences each day (see sentence reading)</p>	<p>Morning Routine Sing a song about the days of the week. For example: https://www.youtube.com/watch?v=mXMofxtDPUQ</p> <p>Tell your family about the weather for today.</p> <p>Look at a calendar and discuss; What day is it today? What day will it be tomorrow? What day was it yesterday? What is today's date?</p> <p>Phonics Say the reading chant. Answer the questions: What is a phoneme? What is a grapheme?</p> <p>Make 5 words using unit 1 and 2 phoneme cards. Write the words down. Then choose 2 of the words and write them in a sentence.</p> <p>Complete the worksheet then play the green phonics game</p> <p>Reading Get someone in your family to read you a book and retell what happened in the story.</p> <p>Read three sentences each day (see sentence reading)</p>	<p>Morning Routine Sing a song about the months of the year. For example: https://www.youtube.com/watch?v=omkuE6Wa5kQ</p> <p>Tell your family about the weather for today.</p> <p>Look at a calendar and discuss; What day is it today? What day will it be tomorrow? What day was it yesterday? What is today's date?</p> <p>Phonics Say the reading chant. Answer the questions: What is a phoneme? What is a grapheme?</p> <p>Write all of your camera words (Camera Word List)</p> <p>Complete the camera word worksheet.</p> <p>Complete the worksheet then play the pink phonics game</p> <p>Reading Listen to a story online (https://watch.vooks.com/browse) and retell what happened in the story.</p> <p>Read three sentences each day (see sentence reading)</p>

	<p>Sentence of the day Watch the sentence of the day video on Edmodo. Write the sentence in your book: The pig was fat.</p> <p>Underline the noun and then the subject. Check – did you remember the capital letter and full stop?</p> <p>Writing Watch this clip about a cat. https://www.youtube.com/watch?v=jPf0X0QcIXE</p> <p>Watch the writing video on Edmodo. Write about the cat. Start with the title, then the opening sentence.</p> <p>The Cat This is a cat.</p> <p>Then draw a picture.</p> <p>Handwriting Complete the /c/ handwriting worksheet.</p>	<p>Sentence of the day Write the sentence in your book: The dog was wet.</p> <p>Underline the noun and then the subject. Check – did you remember the capital letter and full stop?</p> <p>Writing Watch this clip about a dog https://www.youtube.com/watch?v=ZplybWvLOg</p> <p>Write about the dog, starting with the title, then the opening sentence.</p> <p>The Dog This is a dog.</p> <p>Then draw a picture.</p>	<p>Sentence of the day Write the sentence in your book: The bug was hot.</p> <p>Underline the noun and then the subject. Check – did you remember the capital letter and full stop?</p> <p>Writing Watch this clip about a duck (https://www.youtube.com/watch?v=xlqs3NPe89E)</p> <p>Write about the duck, starting with the title, then the opening sentence.</p> <p>The Duck This is a duck.</p> <p>Then draw a picture.</p> <p>Handwriting Complete the /o/ handwriting worksheet.</p>	<p>Sentence of the day Write the sentence in your book: The rat was fat.</p> <p>Underline the noun and then the subject. Check – did you remember the capital letter and full stop?</p> <p>Writing Watch this clip about a frog https://www.youtube.com/watch?v=OuWCITBwAw8</p> <p>Write about the frog, starting with the title, then the opening sentence.</p> <p>The Frog This is a frog.</p> <p>Then draw a picture.</p>
Break	Remember to have a healthy snack and go and run around or play a game.			
Middle	<p>Maths Count forwards to 20 and backwards from 20. Write your numbers from 1-20 (Numbers sheet will help with how to form them correctly)</p> <p>Watch the video clip about groups on Edmodo. Make two groups of objects and record</p>	<p>Maths Count forwards to 20 and backwards from 20. Write your numbers from 1-20</p> <p>Make two groups of objects and record this. Write if these groups are equal or unequal.</p>	<p>Maths Count forwards to 20 and backwards from 20. Write your numbers from 1-20</p> <p><i>Equal or unequal:</i> Pull out a number card from your set. Using pegs, pencils or something else from around the house, share these objects in to two</p>	<p>Maths Count forwards to 20 and backwards from 20. Write your numbers from 1-20</p> <p>Complete Maths Worksheet 2</p>

	this. Write if these groups are equal or unequal. Take photos to show your teacher!		groups. If the groups are equal, click 3 times. If the groups are unequal, do 3 star jumps. Complete Maths Worksheet 1	
Break	Remember to have a healthy lunch and go and run around or play a game.			
Afternoon	HSIE Login to inquisitive and start lesson 1 "My Country". Complete worksheet on page 5 Log in to: http://inq.co/class/hag Enter code: 9532 If you can't login, use the worksheets about My Country.	Science Login to inquisitive and start lesson 1 "What is a living thing" watch the video titled "living and non living" Log in to: http://inq.co/class/hag Enter code: 9532 If you can't login, use the worksheets about Living Things.	PDHPE It is time to learn to skip. Watch the video and it will show you how to skip correctly. (https://www.youtube.com/watch?v=AjGHUMnb3Zc)	Creative Arts Complete attached art activity.

Phonics worksheet 2- Tuesday

Use phonemes to spell words to match the pictures


	t	o	p
			
			
			
			
			

Sentence reading

Read the sentences below. Colour the tick if you got it right, or the cross if you need to try again

Tuesday

	I am Pam.	X
	Cops are gas.	X
	She got a tap.	X



Notes to remember:

- My letters sit on the line.
- My lower case letters are the same height.
- My upper case letters touch the top of the line.
- I start the letter at the right point.
- I use finger spaces between each new letter or new word.

Say the sound: c for carrot.

Now copy the letters and words into your handwriting book.

c c c

C C C

Cc Cc Cc

can

cat

come

My 0–20 Number Formation

0 1 2 3 4 5 6 7 8 9 10

11 12 13 14 15 16 17 18 19 20



visit [twinkl.com.au](https://www.twinkl.com.au)



My 0–20 Number Formation

0 1 2 3 4 5 6 7 8 9 10

11 12 13 14 15 16 17 18 19 20



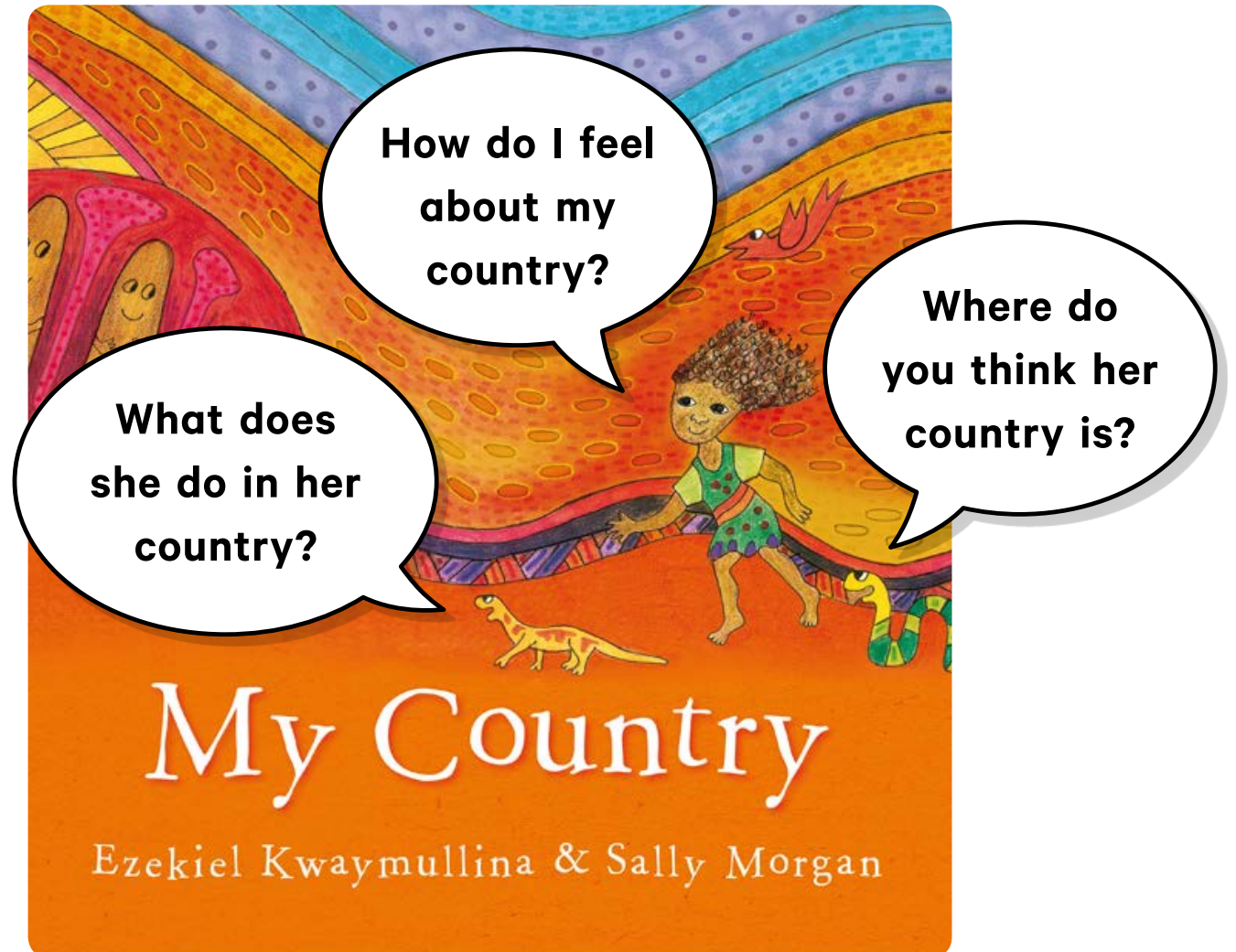
visit [twinkl.com.au](https://www.twinkl.com.au)



Why is place important to Aboriginal and Torres Strait Islander Peoples?

1

▶ Watch the video about *My Country* then answer the questions.



- 2 Places are especially important to people when they feel like they belong to them.



Who do you think belongs to these places?



Aboriginal and Torres Strait Islander Peoples were the first people to live in Australia. They feel strongly about belonging to their place.



Many places have rock carvings and paintings which show the connection between Aboriginal and Torres Strait Islander Peoples and the land.

3


Look at the rock carvings eBook *What Can You See?* then answer the questions.

What animals did you see carved in the rocks?

Why should we all care for the rock carvings?

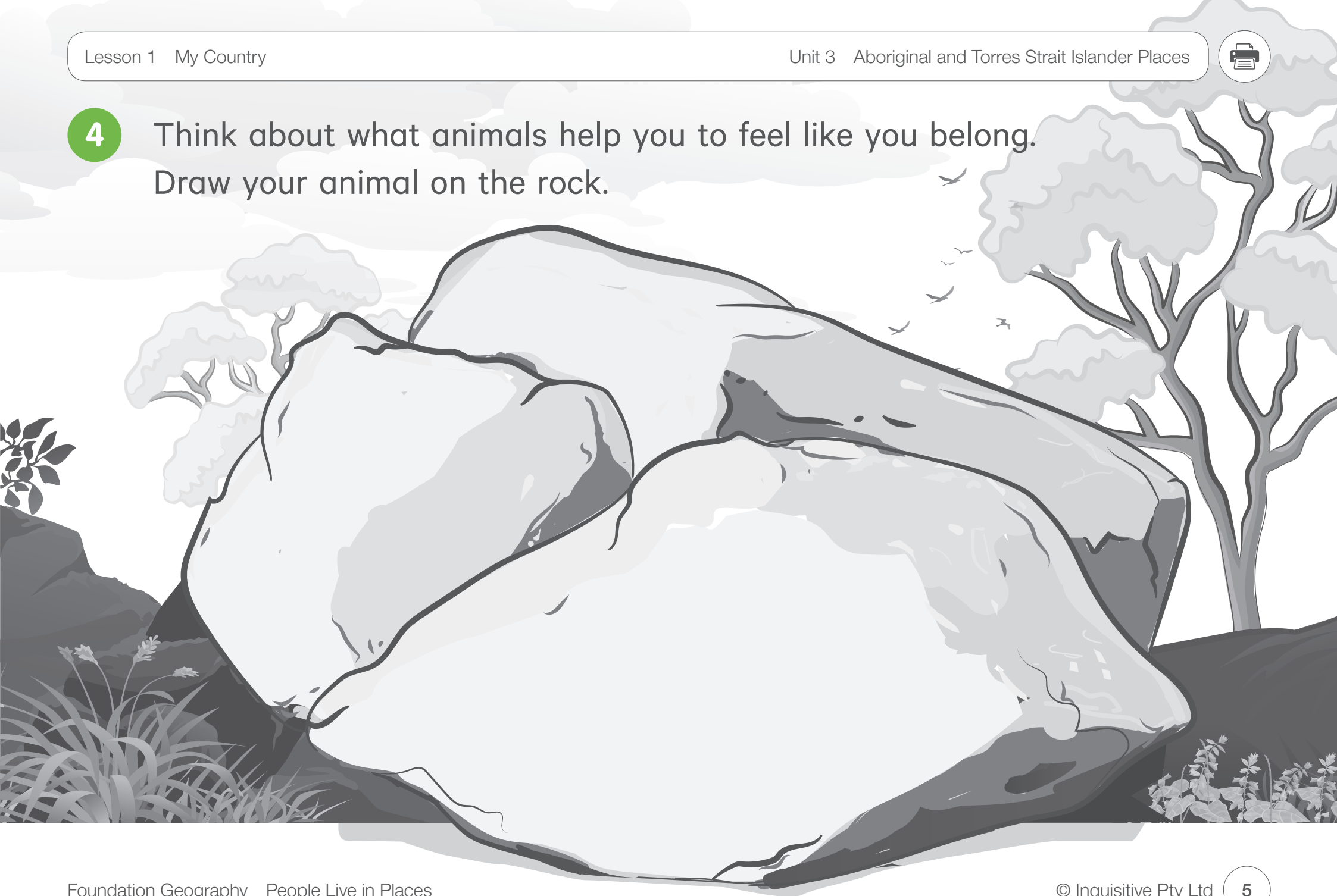


Why do you think my people made the rock carvings?





- 4 Think about what animals help you to feel like you belong.
Draw your animal on the rock.





5

What story does your drawing tell about belonging?

A large, empty rectangular box with rounded corners, intended for a student to draw their response to the question.



6

Why do you think place is important to Aboriginal and Torres Strait Islander Peoples?

What reasons do you have for saying that?

Camera word worksheet 2 - Wednesday*Find and colour the camera words*

<i>I - red</i>	<i>to - orange</i>
<i>was - yellow</i>	<i>the - green</i>
<i>she - blue</i>	<i>are - purple</i>

<i>the</i>	<i>I</i>	<i>was</i>	<i>she</i>	<i>the</i>	<i>was</i>
<i>she</i>	<i>are</i>	<i>to</i>	<i>I</i>	<i>she</i>	<i>to</i>
<i>are</i>	<i>I</i>	<i>the</i>	<i>the</i>	<i>I</i>	<i>to</i>
<i>was</i>	<i>she</i>	<i>was</i>	<i>she</i>	<i>was</i>	<i>she</i>
<i>to</i>	<i>the</i>	<i>I</i>	<i>the</i>	<i>to</i>	<i>are</i>
<i>are</i>	<i>are</i>	<i>to</i>	<i>was</i>	<i>are</i>	<i>I</i>

Camera word worksheet 2 - Friday*Find and colour the camera words*

<i>day - red</i>	<i>to - orange</i>
<i>of - yellow</i>	<i>today - green</i>
<i>a - blue</i>	<i>for - purple</i>

<i>day</i>	<i>to</i>	<i>a</i>	<i>today</i>	<i>of</i>	<i>for</i>
<i>to</i>	<i>of</i>	<i>to</i>	<i>day</i>	<i>today</i>	<i>to</i>
<i>a</i>	<i>day</i>	<i>a</i>	<i>today</i>	<i>of</i>	<i>a</i>
<i>for</i>	<i>today</i>	<i>of</i>	<i>for</i>	<i>day</i>	<i>today</i>
<i>for</i>	<i>a</i>	<i>a</i>	<i>day</i>	<i>to</i>	<i>of</i>
<i>of</i>	<i>today</i>	<i>day</i>	<i>to</i>	<i>for</i>	<i>for</i>

Camera Word Worksheet 1 – Wednesday

Write the camera word that fits into the sentence and then read it to make sure it makes sense.

_____ am a big cat.

Sam had fun _____.

The fat hog _____ hot.

The _____ is Monday.

Did _____ pat the dog?

The top _____ the hat.

I	the	was	to	are	she
day	a	today	of	he	for

	I got a map.	X
	She got a cat.	X
	Mog and Mat are cats.	X

What is a living thing?



Vocabulary

living

alive

non-living

dead

plants

animals

grow

eat


drink

same

different

compare

1 Watch the video and answer the questions.



What living things did you see in the video?

Can you think of some more living things?

- 2 Look at these pictures of things from a school playground.
Talk about which ones are living and which ones are non-living.





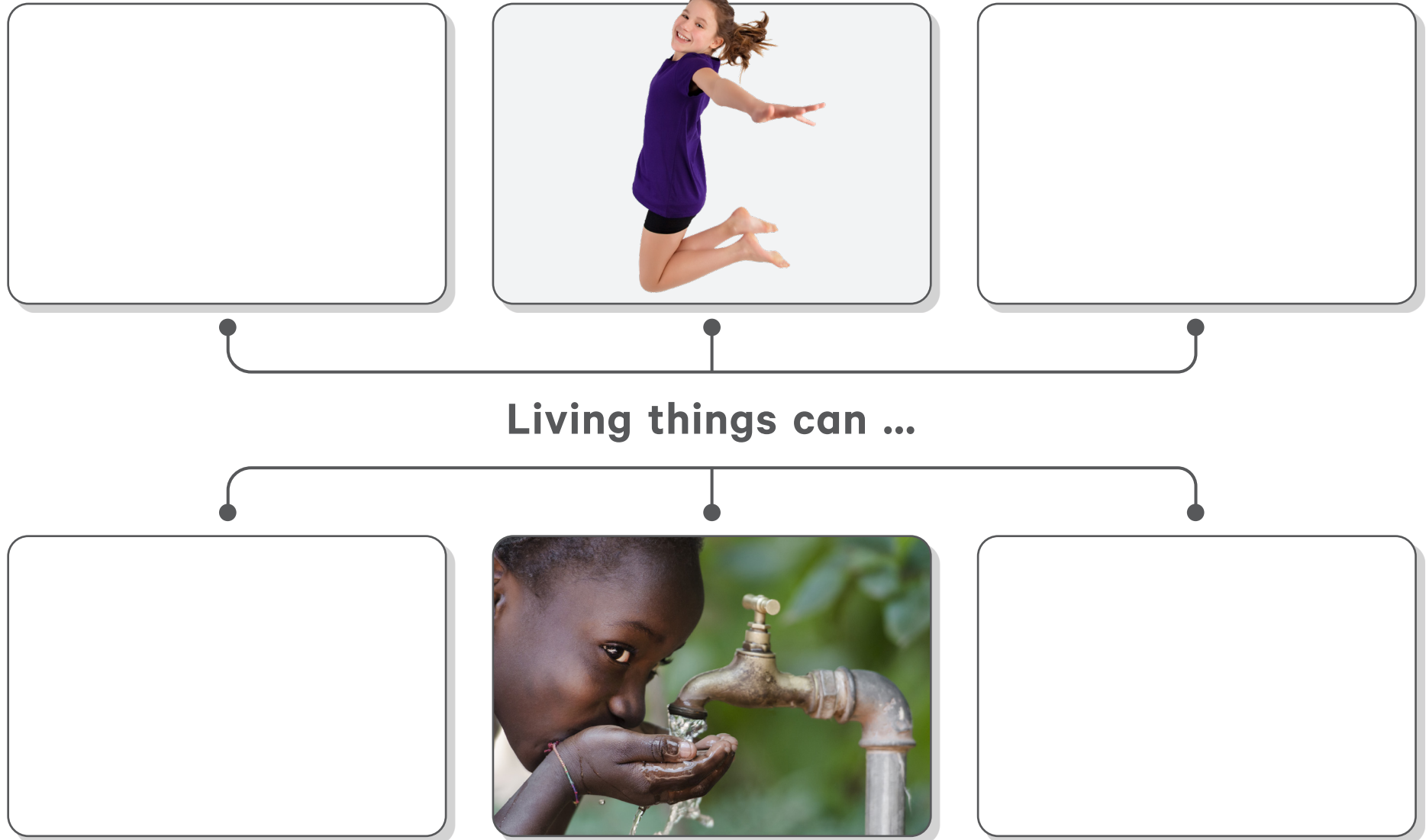
- 3** Investigate your playground for living and non-living things.
Take photos or draw pictures.

A large, empty rectangular box with rounded corners, intended for students to draw or paste photos of living and non-living things from their playground investigation.

Draw a blue circle around the living things and a red circle around the non-living things.



4 Make a mind map for what living things can do.





- 5** What is a living thing? Talk with your class and write a definition on the board. Now draw and label some living things below.

A living thing is _____



- 6** What does the man need to stay alive on this island?
What would a dog need? Circle the needs that are the same.

Man

Dog



**7**

Is a fresh picked flower living or non-living?

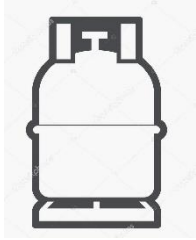

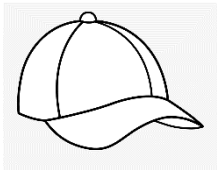



I think



Why I think that




Phonics worksheet 2- Thursday

Use phonemes to spell words to match the pictures

	Tom and Pam are gas.	X
	To the top Sam!	X
	Mog the cat sat.	X



Notes to remember:

- My letters sit on the line.
- My lower case letters are the same height.
- My upper case letters touch the top of the line.
- I start the letter at the right point.
- I use finger spaces between each new letter or new word.

Say the sound: o for orange.

Now copy the letters and words into your handwriting book.

O O O

O O O

Oo Oo Oo

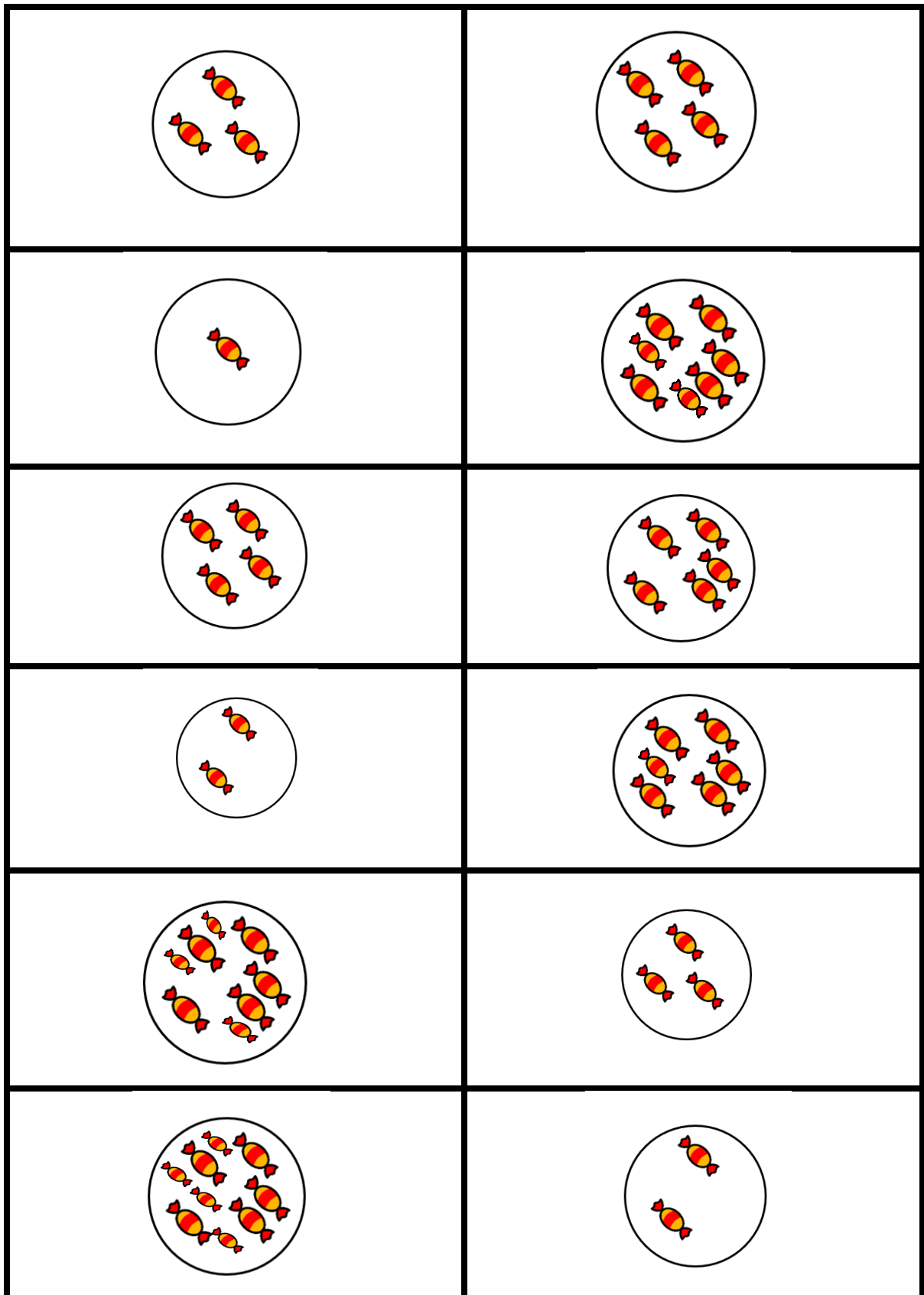
of

odd

ostrich

Maths Worksheet 1 - Thursday

Cut out the groups and match them to create equal or unequal groups.



Camera Word Worksheet – r day

Write the camera word that fits into the sentence and then read it to make sure it makes sense.

_____ had a crisp plum.

Pigs _____ in slop.

_____ lamp was on top.

Hop _____ the mud.





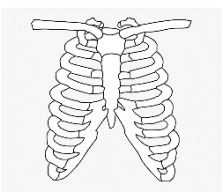

Big buns are _____ me.




She has _____ pink
vest.

I	the	was	to	are	she
day	a	today	of	he	for

Phonics worksheet 2- Friday


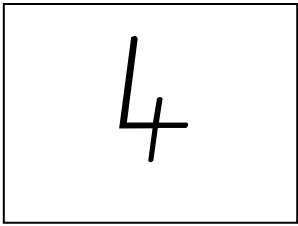
Use phonemes to spell words to match the pictures


	Tom got Sam to stop.	X
	I got the cop.	X
	The day is hot.	X

Investigate whether the number in the box is equal or unequal by drawing objects in the circle. If both circles have the same amounts then it is equal. Circle whether it is equal or unequal groups.



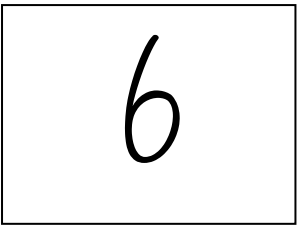
For example:





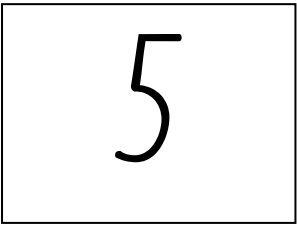
equal / unequal






equal / unequal



equal / unequal



equal / unequal



equal / unequal

Rip and Create

Create a 'Tear Artwork'.

Use any paper, magazine, newspaper, catalogue you have at home and use only the tear technique (no scissors) and a glue stick to create your own picture.



Cut out each picture and match to the words.


map



top




mop



cat



gas



Cut out each picture and match to the words.


hut



rat



bus



pot



dog

