

	Monday	Tuesday	Wednesday	Thursday	Friday
Morning	<p>English</p> <p>Morning Routine</p> <p>Day/Date— write the long and short date. Practice spelling the days of the week.</p> <p>Weather—Write what season we are in. Fill in the weather tally for Monday. Figure out what the weather is and put a tally mark next to that weather.</p> <p>100 days of learning— Skip counting. Practice skip counting by 5s. Colour in each number you count on the hundreds chart.</p> <p>Talk for learning— chat with a family member about what you know about dragons.</p> <p>Sentence of the day</p> <p>What is a command? Write an interesting command starting with a bossy (imperative) verb.</p> <p>Phonics</p> <p>Write sentences using your phonics words (see attached lists). Complete the /rr/ phonics worksheet.</p> <p>Reading</p> <p>Read a book for 15-20 minutes. Complete the retell worksheet about the book you read.</p> <p>Prepare</p> <p>Complete the prepare worksheet. Figure out whether the texts are fiction or non-fiction.</p> <p>Writing</p> <p>Complete the worksheet. Match the correct definition to novice and expert.</p>	<p>English</p> <p>Morning Routine</p> <p>Day/Date— write the long and short date. Practice spelling the days of the week.</p> <p>Weather—Write what season we are in. Fill in the weather tally for Tuesday. Figure out what the weather is and put a tally mark next to that weather.</p> <p>100 days of learning— Skip counting. Practice skip counting by 10s. Colour in each number you count on the hundreds chart.</p> <p>Talk for learning— chat with a family member about what the weather is like today.</p> <p>Sentence of the day</p> <p>What is a command? Write an interesting command starting with a bossy (imperative) verb.</p> <p>Phonics</p> <p>Write sentences using your phonics words (see attached lists). Complete the /oi/ phonics worksheet.</p> <p>Reading:</p> <p>Read a book for 15-20 minutes. Complete the retell worksheet about the book you read.</p> <p>Vocabulary</p> <p>Create a find-a-word using the dragon vocabulary words (see attached word list and worksheet).</p> <p>Writing</p> <p>Complete the worksheet. Decide whether the title is an informative or entertaining procedure.</p>	<p>English</p> <p>Morning Routine</p> <p>Day/Date— write the long and short date. Practice spelling the days of the week.</p> <p>Weather—Write what season we are in. Fill in the weather tally for Wednesday. Figure out what the weather is and put a tally mark next to that weather.</p> <p>100 days of learning— Skip counting. Practice skip counting by 2s. Colour in each number you count on the hundreds chart.</p> <p>Talk for learning— chat with a family member about the dragon vocabulary words.</p> <p>Sentence of the day</p> <p>What is a command? Write an interesting command starting with a bossy (imperative) verb.</p> <p>Phonics</p> <p>Write sentences using your phonics words (see attached lists). Complete the /ph/ phonics worksheet.</p> <p>Reading:</p> <p>Read a book for 15-20 minutes. Complete the retell worksheet about the book you read.</p> <p>Follow Up</p> <p>Complete the follow up worksheet. Figure out whether the texts are fiction or non-fiction.</p> <p>Writing</p> <p>Complete the worksheet. Label the text structure on the procedure.</p>	<p>English</p> <p>Morning Routine</p> <p>Day/Date— write the long and short date. Practice spelling the days of the week.</p> <p>Weather—Write what season we are in. Fill in the weather tally for Thursday. Figure out what the weather is and put a tally mark next to that weather.</p> <p>100 days of learning— Skip counting. Practice skip counting by 10s off the decade. Colour in each number you count on the hundreds chart.</p> <p>Talk for learning— chat with a family member about the dragon vocabulary words.</p> <p>Sentence of the day</p> <p>What is a command? Write an interesting command starting with a bossy (imperative) verb.</p> <p>Phonics</p> <p>Write sentences using your phonics words (see attached lists). Complete the /rr/ phonics worksheet.</p> <p>Reading:</p> <p>Read a book for 15-20 minutes. Complete the retell worksheet about the book you read.</p> <p>Activity</p> <p>Pick one book you have read this week and draw a new front cover for it. Remember to include the title, author and illustrator.</p> <p>Writing</p> <p>Complete the worksheet. Label the text structure on the procedure.</p>	<p>English</p> <p>Morning Routine</p> <p>Day/Date— write the long and short date. Practice spelling the days of the week.</p> <p>Weather—Write what season we are in. Fill in the weather tally for Friday. Answer the questions at the bottom of the page.</p> <p>100 days of learning— Skip counting. Practice skip counting by 2s. Colour in each number you count on the hundreds chart.</p> <p>Talk for learning— chat with a family member about the dragon vocabulary words.</p> <p>Sentence of the day</p> <p>What is a command? Write an interesting command starting with a bossy (imperative) verb.</p> <p>Phonics</p> <p>Write sentences using your phonics words (see attached lists). Complete the /oi/ phonics worksheet.</p> <p>Reading:</p> <p>Read a book for 15-20 minutes. Complete the retell worksheet about the book you read.</p> <p>Writing</p> <p>Complete the worksheet. Label the text structure on the procedure.</p> <p>Circle the entertaining procedure titles.</p>

Middle	Maths Addition and Subtraction Pick 2 numbers to add or subtract on a number line at your level.	Maths Addition and Subtraction Pick 2 numbers to add or subtract on a number line at your level.	Maths Money Try and find as many ways as possible to make \$1.00 out of silver coins (see attached worksheets).	Maths Money Add up the groups of silver coins to find the total (see attached worksheets).	Maths Problem solving Complete the problem solving worksheet.
Afternoon	HSIE Log in to inquisitive and do the bookmarked lessons. The instructions are below: Log in to : http://inq.co/class/hsf Enter the code : 6384 Look through the lessons that are available. Review and complete unit 2 lesson 1—Case Study: The history	Science and Technology All Mixed Up Complete the science brainstorm worksheet. Look at the three different people. Who do you think they are? What do they do? What do you think they are mixing in their bowl? Complete the Science looking into the bowl worksheet.	Handwriting Complete the handwriting worksheet. Practice writing your phoneme words and camera words using correct letter formation. Remember to use a sharp pencil and sit up straight in your chair.	Sport/Fitness Make up a short dance routine to show your parents. Do some Cosmic Kids Yoga: https://www.youtube.com/watch?v=d85dw-AcAaU	CAPA Complete some mindfulness colouring in from the Life Skills booklet. Take your time, you don't have to finish the whole booklet this week.

Monday-Friday: Modelled, Shared, Guided, Independent

Retell—students complete a retell everyday about a book they have read.

Prepare

Students figure out whether the texts are fiction or non-fiction and complete the worksheet.

Follow Up

Students review fiction and non-fiction texts and then figure out whether the texts are fiction or non-fiction and complete the worksheet.

Vocabulary

Students create a find-a-word using the dragon vocabulary words

Morning Routine Week 1 – Monday

Practise spelling the days of the week

Sunday				
Monday				
Tuesday				
Wednesday				
Thursday				
Friday				
Saturday				

Write the Long date: _____

Write the short date: ____/____/____

Morning Routine Week 1 – Tuesday

Practise spelling the days of the week

Sunday				
Monday				
Tuesday				
Wednesday				
Thursday				
Friday				
Saturday				

Write the Long date: _____

Write the short date: ____/____/____

Morning Routine Week 1 – Wednesday

Practise spelling the days of the week

Sunday				
Monday				
Tuesday				
Wednesday				
Thursday				
Friday				
Saturday				

Write the Long date: _____

Write the short date: ____/____/____

Morning Routine Week 1 – Thursday

Practise spelling the days of the week

Sunday				
Monday				
Tuesday				
Wednesday				
Thursday				
Friday				
Saturday				

Write the Long date: _____

Write the short date: ____/____/____

Morning Routine Week 1 – Friday

Practise spelling the days of the week





Sunday				
Monday				
Tuesday				
Wednesday				
Thursday				
Friday				
Saturday				

Write the Long date: _____

Write the short date: ____/____/____

_____’s Weather Tally – Week 1

Keep a tally of what the weather is for each day.

 Sunny	
 Partly Cloudy	
 Overcast	
 Raining	

What was the most common weather for the week?

What kind of weather is your favourite?

Monday Skip Counting

Skip count by 5s.

Colour in the numbers as you are counting.

The first two have been done for you.

1	2	3	4	5	6	7	8	9	10
11	12	13	14	15	16	17	18	19	20
21	22	23	24	25	26	27	28	29	30
31	32	33	34	35	36	37	38	39	40
41	42	43	44	45	46	47	48	49	50
51	52	53	54	55	56	57	58	59	60
61	62	63	64	65	66	67	68	69	70
71	72	73	74	75	76	77	78	79	80
81	82	83	84	85	86	87	88	89	90
91	92	93	94	95	96	97	98	99	100

Tuesday Skip Counting

Skip count by 10s.

Colour in the numbers as you are counting.

The first one has been done for you.

1	2	3	4	5	6	7	8	9	10
11	12	13	14	15	16	17	18	19	20
21	22	23	24	25	26	27	28	29	30
31	32	33	34	35	36	37	38	39	40
41	42	43	44	45	46	47	48	49	50
51	52	53	54	55	56	57	58	59	60
61	62	63	64	65	66	67	68	69	70
71	72	73	74	75	76	77	78	79	80
81	82	83	84	85	86	87	88	89	90
91	92	93	94	95	96	97	98	99	100

Thursday Skip Counting

Skip count by 10s off the decade. Start at 2 and count forwards by 10s.

Colour in the numbers as you are counting.

The first two have been done for you.

1	2	3	4	5	6	7	8	9	10
11	12	13	14	15	16	17	18	19	20
21	22	23	24	25	26	27	28	29	30
31	32	33	34	35	36	37	38	39	40
41	42	43	44	45	46	47	48	49	50
51	52	53	54	55	56	57	58	59	60
61	62	63	64	65	66	67	68	69	70
71	72	73	74	75	76	77	78	79	80
81	82	83	84	85	86	87	88	89	90
91	92	93	94	95	96	97	98	99	100

Pick another number and start counting forwards by 10s from that number (for example pick 8 and count forwards by 10s from 8).

Wednesday Skip Counting

Skip count by 2s.

Colour in the numbers as you are counting.

The first two have been done for you.

1	2	3	4	5	6	7	8	9	10
11	12	13	14	15	16	17	18	19	20
21	22	23	24	25	26	27	28	29	30
31	32	33	34	35	36	37	38	39	40
41	42	43	44	45	46	47	48	49	50
51	52	53	54	55	56	57	58	59	60
61	62	63	64	65	66	67	68	69	70
71	72	73	74	75	76	77	78	79	80
81	82	83	84	85	86	87	88	89	90
91	92	93	94	95	96	97	98	99	100

Friday Skip Counting

Skip count by 2s.

Colour in the numbers as you are counting.

The first two have been done for you.

1	2	3	4	5	6	7	8	9	10
11	12	13	14	15	16	17	18	19	20
21	22	23	24	25	26	27	28	29	30
31	32	33	34	35	36	37	38	39	40
41	42	43	44	45	46	47	48	49	50
51	52	53	54	55	56	57	58	59	60
61	62	63	64	65	66	67	68	69	70
71	72	73	74	75	76	77	78	79	80
81	82	83	84	85	86	87	88	89	90
91	92	93	94	95	96	97	98	99	100

Command

A sentence that tells you to do something is a **COMMAND**.

In a command sentence, the subject is always you, but it is not stated.

An example of a command sentence:

Go take a bath.

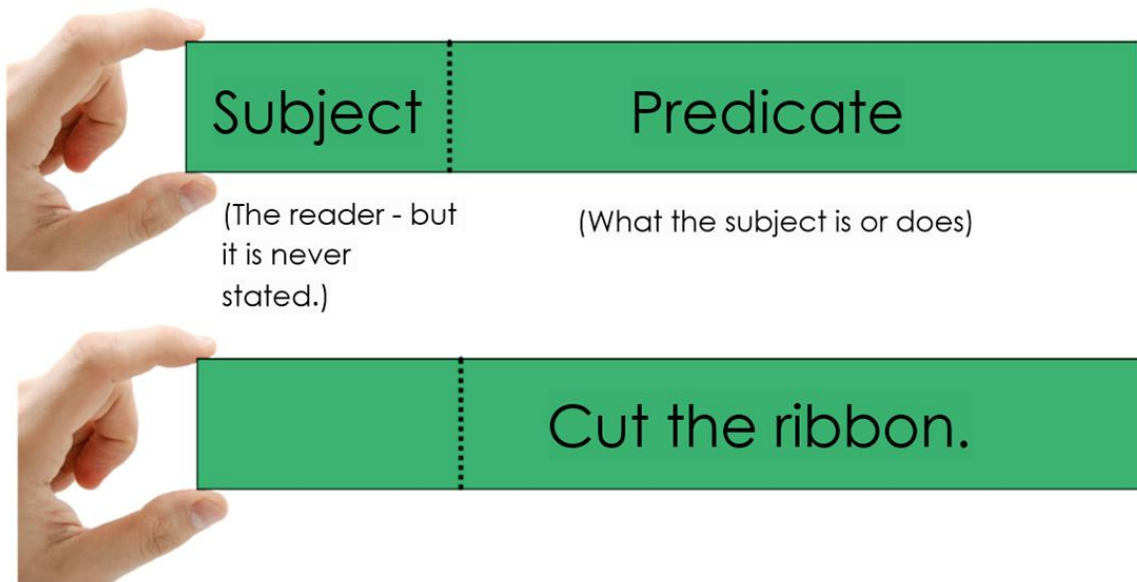
Who? **YOU.**

Go take a bath.



A command sentence starts with a capital and ends with a period.

Command Sentence



Bossy verbs tell someone what to do. Bossy verbs are also called imperative verbs.



IMPERATIVE VERBS

Imperative verbs (or bossy verbs) are words that tell people what to do. We use them a lot in our instructions:

Click the button. **Open** the box.

Mix the ingredients. **Cook** for 25 minutes.

Fold the paper. **Stick** the pieces together.

www.teachingpacks.co.uk

© Teaching Packs
www.teachingpacks.co.uk

Monday – Sentence of the Day

Finish the predicate to write a command. The first one has been done for you.

1. Cut the rope with the scissors.
2. Grab _____
3. Spread _____
4. Bake _____

Tuesday – Sentence of the Day

Finish the predicate to write a command.

1. Cut _____

2. Fold _____

3. Mix _____

4. Chop _____

Have a go at writing your own commands!

Wednesday – Sentence of the Day

Add an imperative verb to finish the command.

1. _____ the dough until it is ready.

2. _____ over the fence.

3. _____ the rubbish into the bin.

4. _____ up the mess that is leftover.

Have a go at writing your own commands!

Thursday – Sentence of the Day

Add an imperative verb to finish the command.

1. _____ the flour, eggs and milk in a bowl.

2. _____ the water over the plant.

3. _____ the instructions very carefully.

4. _____ a command on the page.

Have a go at writing your own commands!

Friday – Sentence of the Day

Add an imperative verb to finish the command.

1. _____

2. _____

3. _____

4. _____

Need a challenge? Write more commands on the lines below!



Camera Words! Camera Words!

ocean
gone
whose
blood
flood
buy
busy
built
build
cough
muscle
listen
enough
rough
tough
trouble
double
height

Make up your own flashcards and play games like:

MEMORY: you will need 2 sets of camera words. Scatter both sets face down on the floor or desk. Players take turns to turn up 2 cards and read the words. If they are the same word, the player keeps both cards.

HIDE-and-SEEK: ask a family member to hide 4 or 5 camera word cards in a room. Find, read and spell the words as you find them.

SNAP: you will need 4 sets of camera words. Shuffle the cards and share between players. Each player takes a turn at placing a card in the middle. If the same card is placed on top of the pile, players try to be the first person to SNAP their hand on top of the pile and that player gets to keep the whole pile of cards. THE WINNER IS THE PLAYER WHO HAS THE MOST CARDS AT THE END OF THE GAME!

NOTE:

**If you can read and spell these words quickly and correctly, then you can make up your own camera word list! Select 6 words at a time that YOU are interested in learning how to spell—select challenging words! For example, if you like DINOSAURS here is a good list:

Stegosaurus
Brachiosaurus
palaeontologist
herbivore
carnivore
omnivore



Term 2 Week 1: Monday

1. Select 9 words from the list and do LOOK, THINK, COVER, WRITE and CHECK.
2. Ask someone to test your reading and spelling of these words.
3. Use the following camera words in a sentence. Don't forget to begin with a capital letter and use end punctuation. Make it an interesting sentence.

ocean

gone



Term 2 Week 1: Tuesday

1. Select 9 words from the list and do LOOK, THINK, COVER, WRITE and CHECK.
2. Ask someone to test your reading and spelling of these words.
3. Use the following camera words to write **questions**.
Don't forget to begin with a capital letter and use end punctuation. Make it an interesting question.

whose

blood



Term 2 Week 1: Wednesday

1. Select 9 words from the list and do LOOK, THINK, COVER, WRITE and CHECK.
2. Ask someone to test your reading and spelling of these words.
3. Use the following camera words in one sentence or only select one word. Don't forget to begin with a capital letter and use end punctuation. Make it an interesting sentence.

rough trouble

double height



Term 2 Week 1: Thursday

1. Select 9 words from the list and do LOOK, THINK, COVER, WRITE and CHECK.
2. Ask someone to test your reading and spelling of these words.
3. Use the following camera words in one sentence or only select one word. Don't forget to begin with a capital letter and use end punctuation. Make it an interesting sentence.

built muscle

listen cough



Term 2 Week 1: Friday

1. Select 9 words from the list and do LOOK, THINK, COVER, WRITE and CHECK.
2. Ask someone to test your reading and spelling of these words.
3. Time for a CHALLENGE! Use 3 or 4 of the camera words in one sentence. Don't forget to begin with a capital letter and use end punctuation. Make it an interesting sentence.

Week 1- Monday Phonics worksheet

Use the 'r' phoneme words below and put them into sentences on the lines provided. Do not forget to be creative with your sentences 😊

berry	wrench	road	wrong
hurry	cherry	robot	carry

How did you go?



Week 1- Wednesday Phonics worksheet

Use the 'f' phoneme words below and put them into sentences on the lines provided. Do not forget to be creative with your sentences 😊

flower	nephew	dolphin	sniff
puff	fight	orphan	fig

How did you go?



Week 1- Tuesday Phonics worksheet

Use the 'oy' phoneme words below and put them into sentences on the lines provided. Do not forget to be creative with your sentences 😊

oilcan	destroy	foil	spoilt
join	enjoy	soy	boiling

How did you go?



Week 1- Thursday Phonics worksheet

Use the 'r' phoneme words below and put them into sentences on the lines provided. Do not forget to be creative with your sentences 😊

marry	carrot	rusty	wrap
hurrying	bread	wreck	lorry

How did you go?



Week 1- Friday Phonics worksheet

Use the '**oy**' phoneme words below and put them into sentences on the lines provided. Do not forget to be creative with your sentences 😊

joyful	envoy	oyster	point
ploy	toyshop	moist	toilet

[illegible]

How did you go?



Guided Reading – Prepare

Fiction or Non-Fiction?

You need to decide whether these books are fiction or non-fiction books.
Place a tick in the correct box.

Fiction is a made-up story.

Non-Fiction is writing about facts and real events.

Book	Fiction	Non-Fiction
		
		
		
		
		
		

Writing – Monday

Audience – who are we writing to?

You can have a novice or expert audience.

A novice is a beginner. An expert is a professional who knows a lot about something.

Look at the pictures below. Circle the novice soccer player and put a tick next to the expert soccer player.



Draw a line to match the definition to the correct word

Novice
Expert

A person with special skill or knowledge of a subject.

A person who has no previous experience with something.

When we write, our audience will be novices and we will be the experts!

Writing – Tuesday

This term, we will be writing procedures. Procedures tell the audience how to do something.

The procedures we write will be telling the audience how to do imaginary things like How to Cast a Magical Spell. These are entertaining procedures not informative procedures.

Look at the titles below and put a tick in the column you think matches the title. The first one has been done for you.

Procedure Title	Informative	Entertaining
How to Brush Your Teeth	✓	
How to Capture a Dragon		
How to Trap a Ghost		
How to Bake a Cake		
How to Plant a Seed		
How to Find Buried Treasure		


Writing – Wednesday

A procedure has a title, materials and a method. This is the text structure for a procedure.

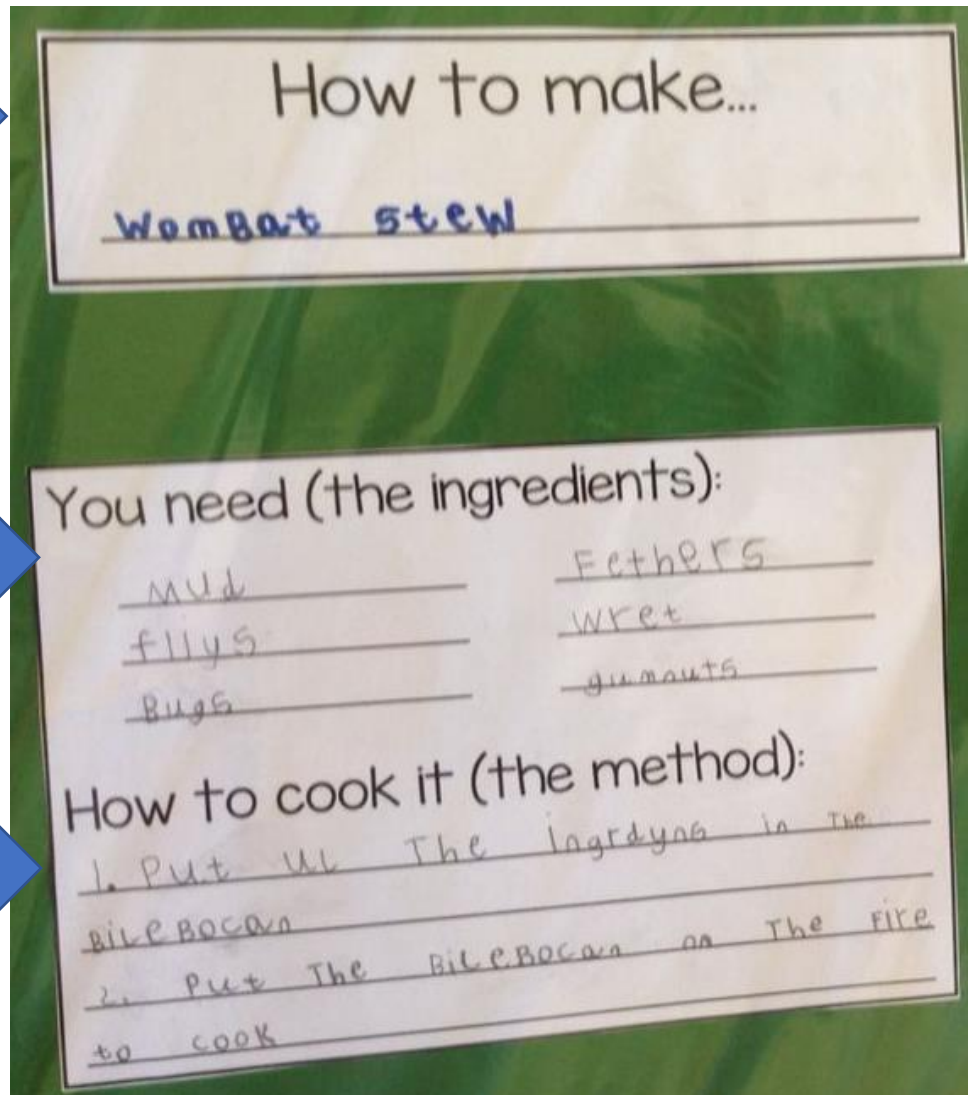
Title



Materials



Method



The title tells you what the procedure is about.

The materials tell you what you need for the procedure.

The method tells you what you need to do.

Writing – Wednesday

Below is another example of an imaginary procedure.

You need to label the text structure.

Label the title, materials and the method on the lines.

_____ → How to Train your Dragon

You need:

A sturdy rope

One large package of fish

_____ → A dragon saddle

Two long sticks

A wild dragon

1. Capture your dragon by lassoing a sturdy rope around the dragon's muscular legs and powerful wings.

2. Submit to your dragon to show them you are not a threat.

_____ → 3. Offer your dragon some desirable fish and share the meal with your dragon to build trust and friendship.

4. Spend time with your dragon by drawing pictures so you can then make contact with your dragon by holding out your hand towards its face.

5. Prepare your dragon saddle on your dragon so you can then soar through the air, across mountains and skimming the ocean's surface.

Writing – Thursday

Label the title, materials and the method on the lines.

_____ → How to Train your Dragon

You need:

A sturdy rope

One large package of fish

_____ → A dragon saddle

Two long sticks

A wild dragon

- _____ →
1. Capture your dragon by lassoing a sturdy rope around the dragon's muscular legs and powerful wings.
 2. Submit to your dragon to show them you are not a threat.
 3. Offer your dragon some desirable fish and share the meal with your dragon to build trust and friendship.
 4. Spend time with your dragon by drawing pictures so you can then make contact with your dragon by holding out your hand towards its face.
 5. Prepare your dragon saddle on your dragon so you can then soar through the air, across mountains and skimming the ocean's surface.

Writing – Friday

Label the title, materials and the method.

How to Train your Dragon

You need:

A sturdy rope

One large package of fish

A dragon saddle

Two long sticks

A wild dragon

1. Capture your dragon by lassoing a sturdy rope around the dragon's muscular legs and powerful wings.
2. Submit to your dragon to show them you are not a threat.
3. Offer your dragon some desirable fish and share the meal with your dragon to build trust and friendship.
4. Spend time with your dragon by drawing pictures so you can then make contact with your dragon by holding out your hand towards its face.
5. Prepare your dragon saddle on your dragon so you can then soar through the air, across mountains and skimming the ocean's surface.

Circle the entertaining procedures titles

How to Make a Bracelet

How to Tame a Wild Beast

How to Use a Magic Wand


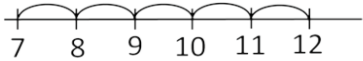

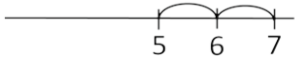

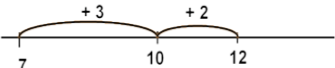

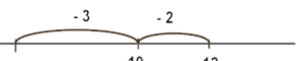

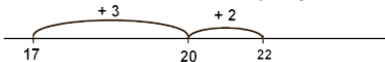

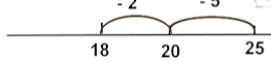

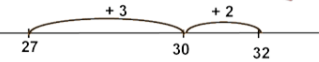

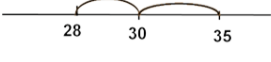

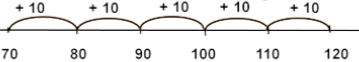

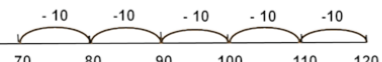

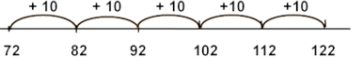

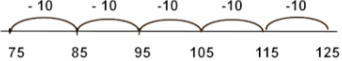
How to Do a Cartwheel

How to Bake Banana Bread

How to Make a Magic Potion

Monday Activities Week 1- Addition and Subtraction Levels

1. Have a look at the maths levels below and remind yourself which level you are working at.

<p style="text-align: center;">Addition and Subtraction - by 1's using a number line</p> <p>$7 + 5 = 12$</p>   <div style="border: 1px solid red; padding: 5px; margin-top: 10px;"> <p>$7 - 2 = 5$</p>   </div>	<p style="text-align: center;">Addition and Subtraction - bridging to 10</p> <p>$7 + 5 = 12$</p>   <div style="border: 1px solid green; padding: 5px; margin-top: 10px;"> <p>$12 - 5 = 7$</p>   </div>
<p style="text-align: center;">Addition and Subtraction - bridging to 20</p> <p>$17 + 5 =$</p>   <div style="border: 1px solid blue; padding: 5px; margin-top: 10px;"> <p>$25 - 7 =$</p>   </div>	<p style="text-align: center;">Addition and Subtraction - bridging to any decade</p> <p>$27 + 5 =$</p>   <div style="border: 1px solid blue; padding: 5px; margin-top: 10px;"> <p>$35 - 7 = 27$</p>   </div>
<p style="text-align: center;">Addition and Subtraction - 2 tens numbers counting by 10's</p> <p>$70 + 50 =$</p>   <div style="border: 1px solid purple; padding: 5px; margin-top: 10px;"> <p>$120 - 50 =$</p>   </div>	<p style="text-align: center;">Addition and Subtraction - two-digit and tens number counting off the decade</p> <p>$72 + 50 =$</p>   <div style="border: 1px solid orange; padding: 5px; margin-top: 10px;"> <p>$125 - 50 =$</p>   </div>

<p>Addition and Subtraction - two-digit and tens number using partitioning</p> <p>$70 + 50 =$</p> <p>$30 + 20$</p> <p>+30 +20</p> <p>70 100 120</p> <p>$120 - 50 =$</p> <p>$30 + 20$</p> <p>-30 -20</p> <p>70 100 120</p>	<p>Addition and Subtraction - 2 two-digit numbers using partitioning</p> <p>$68 + 58 =$</p> <p>$50 + 8$ $2 + 6$</p> <p>68 78 88 98 108 118 120 126</p> <p>$126 - 58 =$</p> <p>$50 + 8$ $6 + 2$</p> <p>68 70 76 86 96 106 116 126</p>
<p>Addition and Subtraction - 2 two-digit numbers using place value</p> <p>$78 + 58 =$</p> <p>$30 + 28$ $20 + 8$ $2 + 6$</p> <p>78 108 128 130 136</p> <p>$126 - 58 =$</p> <p>$20 + 8$ $20 + 2$ $6 + 2$</p> <p>68 70 76 106 126</p>	<p>Addition and Subtraction - three digit numbers using place value</p> <p>$682 + 589 = 1271$</p> <p>$400 + 100$ $20 + 60$ $8 + 1$</p> <p>+400 +100 +20 +60 +8 +1</p> <p>682 1082 1182 1202 1262 1270 1271</p> <p>$972 - 589 = 383$</p> <p>$70 + 10$ $2 + 7$</p> <p>-7 -2 -10 -70 -500</p> <p>383 390 392 402 472 972</p>
<p>Addition and Subtraction - four digit numbers using place value</p> <p>$6825 + 5897 =$</p> <p>$4000 + 1000$ $200 + 600$ $80 + 10$ $5 + 2$</p> <p>+4000 +1000 +200 +600 +80 +10 +5 +2</p> <p>6825 10825 11825 12025 12625 12705 12715 12720 12722</p> <p>$12722 - 5897 =$</p> <p>5000 $700 + 100$ $20 + 70$ $2 + 5$</p> <p>-5 -2 -70 -20 -100 -700 -5000</p> <p>6825 6830 6832 6902 6922 7022 7722 12722</p>	

2. Use play cards to make up number sentences and solving using your strategy. Look at the next page for number sentences below to get you started 😊


$6+7=$	$16-9=$
$15+8=$	$22-6=$
$44+7=$	$63-8=$
$70+60=$	$140-60=$
$75+70=$	$135-50=$
$58+95=$	$124-47=$
$364+157=$	$243-66=$

Why is Port Arthur an important historical site?

The town of Port Arthur in Tasmania is an important historic place. Over the years, it has been a convict prison, a place for work, a town and a tourist attraction. Each use has been important to the local community.

How would you describe James' personality?

Think of some words to describe his feelings.



Think of some words to describe his adventures.

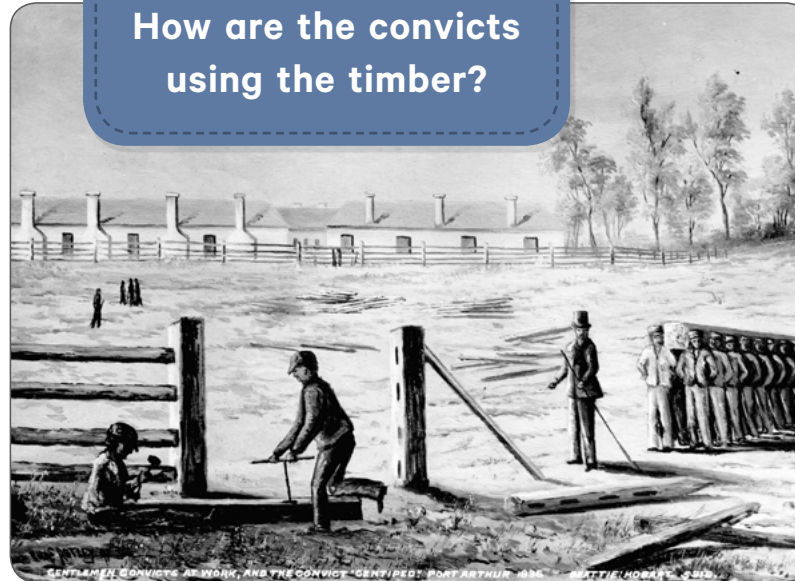
Why do you think it is important for us to know James Gavagan's story?

1 Watch the video of child prisoner James Gavagan and answer the questions.

In the 1830s, Port Arthur became known as a place for work, including collecting timber, shipbuilding and shoemaking. Convicts were trained to work in these jobs.

2 Look at the historical pictures of Port Arthur and answer the questions about them.

How are the convicts using the timber?




State Library of Victoria: ML 185



Tasmanian Museum and Art Gallery S638

How are the shoes similar or different from shoes we can buy today?

Why do you think ship building was important at Port Arthur?



Tasmanian Archive: NS1013/1/1680

After the last convict left Port Arthur in 1877, the land was sold and a new town called Carnarvon was created. New places were built, including hotels, a post office, homes and even sporting clubs!

3 Look at the photo of Carnarvon.

What can you **see**?

What do you **think** is happening?

What does the photo make you **wonder**?



Today, Port Arthur is a World Heritage Site and a popular tourist attraction. Visitors come from all over the world to look at the sites and to learn about Port Arthur's history.

Government Gardens



Old prison coal mine



Prison corridor



Guard tower



Which site would you like to visit first? Why?

Which site do you think is the most popular? Why?

Which site do you think is the least popular? Why?

4 Look at the pictures of places at Port Arthur and answer these questions.



Convict church



Isle of the Dead



Trentham Cottage




5 Match the photos to the different stages of Port Arthur.
Label them as: Work, Prison, Town or Tourist attraction.

Label _____



because _____

Label _____




because _____

Label _____



because _____

Label _____



because _____



- 6** Look at the reasons why people think Port Arthur is an important historical place and fill in the missing words.

We can see
how life has
_____.

We can learn
from _____
that were made.

It helps us to
_____ about
our culture.

It keeps
_____ of our
past alive.

mistakes

stories

changed

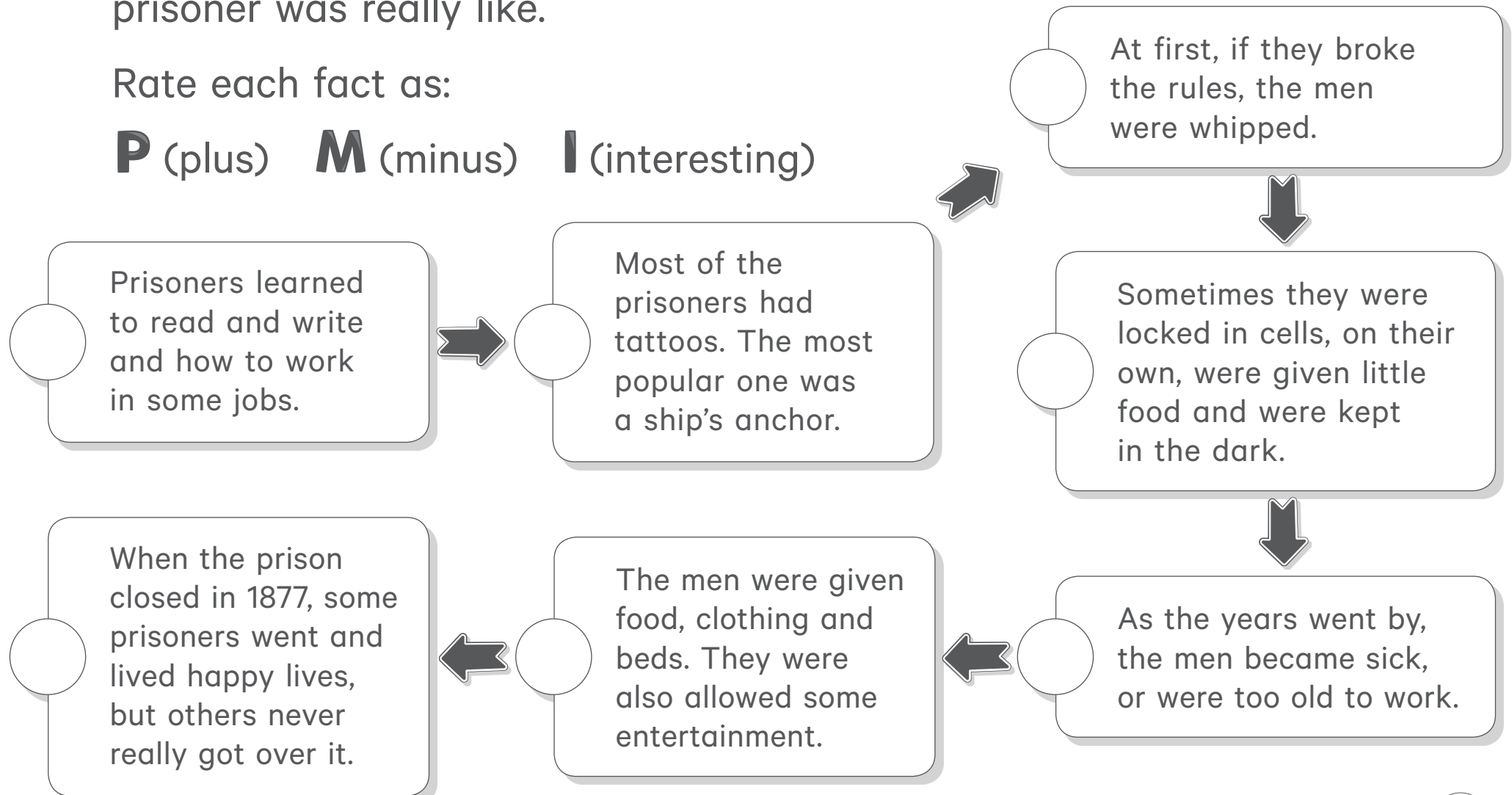
learn



7 Many Australians today feel important if they have convict prisoners in their family history. Read the information about what life for a convict prisoner was really like.

Rate each fact as:

P (plus) **M** (minus) **I** (interesting)





8 From 1833-1877, Port Arthur was a place for difficult prisoners.

After the last one was released, the town called Carnarvon was created. Gradually, the area became a popular tourist attraction, and in 1927 its name was changed back to Port Arthur.

Why do you think:

1. The name was changed from Port Arthur to Carnarvon?

2. The name was changed back again?

3. It is important to remember both names?



9

What do you think these things from the Port Arthur prison days might be?

Centipede gang

Lunatic asylum

Pauper's depot




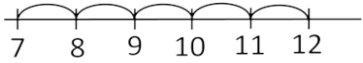

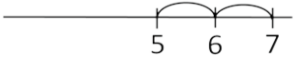

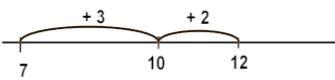

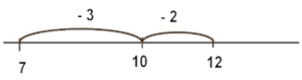

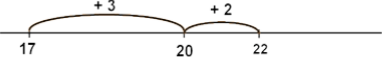

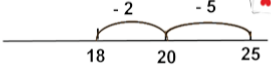

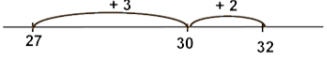

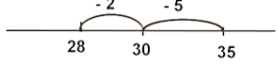

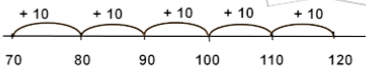

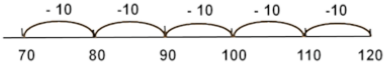

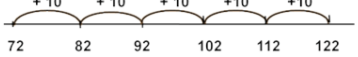

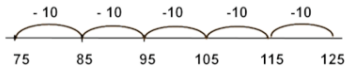
SC: I can create a word search using our dragon vocabulary

My Word Search

[illegible]

Tuesday Activities Week 1- Addition and Subtraction Levels

1. Have a look at the maths levels below and remind yourself which level you are working at.




<p style="text-align: center; background-color: red; color: white; padding: 2px;">Addition and Subtraction - by 1's using a number line</p> <p>$7 + 5 = 12$</p>   <div style="border: 1px solid red; padding: 5px; margin-top: 10px;"> <p>$7 - 2 = 5$</p>   </div>	<p style="text-align: center; background-color: green; color: white; padding: 2px;">Addition and Subtraction - bridging to 10</p> <p>$7 + 5 = 12$</p>   <div style="border: 1px solid green; padding: 5px; margin-top: 10px;"> <p>$12 - 5 = 7$</p>   </div>
<p style="text-align: center; background-color: lightblue; color: white; padding: 2px;">Addition and Subtraction - bridging to 20</p> <p>$17 + 5 =$</p>   <div style="border: 1px solid lightblue; padding: 5px; margin-top: 10px;"> <p>$25 - 7 =$</p>   </div>	<p style="text-align: center; background-color: blue; color: white; padding: 2px;">Addition and Subtraction - bridging to any decade</p> <p>$27 + 5 =$</p>   <div style="border: 1px solid blue; padding: 5px; margin-top: 10px;"> <p>$35 - 7 = 27$</p>   </div>
<p style="text-align: center; background-color: purple; color: white; padding: 2px;">Addition and Subtraction - 2 tens numbers counting by 10's</p> <p>$70 + 50 =$</p>   <div style="border: 1px solid purple; padding: 5px; margin-top: 10px;"> <p>$120 - 50 =$</p>   </div>	<p style="text-align: center; background-color: orange; color: white; padding: 2px;">Addition and Subtraction - two-digit and tens number counting off the decade</p> <p>$72 + 50 =$</p>   <div style="border: 1px solid orange; padding: 5px; margin-top: 10px;"> <p>$125 - 50 =$</p>   </div>

<p>Addition and Subtraction - two-digit and tens number using partitioning</p> <p>$70 + 50 =$</p> <p>$30 + 20$</p> <p>+30 +20</p> <p>70 100 120</p> <p>$120 - 50 =$</p> <p>$30 + 20$</p> <p>-30 -20</p> <p>70 100 120</p>	<p>Addition and Subtraction - 2 two-digit numbers using partitioning</p> <p>$68 + 58 =$</p> <p>$50 + 8$ $2 + 6$</p> <p>68 78 88 98 108 118 120 126</p> <p>$126 - 58 =$</p> <p>$50 + 8$ $6 + 2$</p> <p>68 70 76 86 96 106 116 126</p>
<p>Addition and Subtraction - 2 two-digit numbers using place value</p> <p>$78 + 58 =$</p> <p>$30 + 28$ $20 + 8$ $2 + 6$</p> <p>78 108 128 130 136</p> <p>$126 - 58 =$</p> <p>$20 + 8$ $20 + 2$</p> <p>68 70 76 106 126</p>	<p>Addition and Subtraction - three digit numbers using place value</p> <p>$682 + 589 = 1271$</p> <p>$400 + 100$ $20 + 60$ $8 + 1$</p> <p>+400 +100 +20 +60 +8 +1</p> <p>682 1082 1182 1202 1262 1270 1271</p> <p>$972 - 589 = 383$</p> <p>$70 + 10$ $2 + 7$</p> <p>-7 -2 -10 -70 -500</p> <p>383 390 392 402 472 972</p>
<p>Addition and Subtraction - four digit numbers using place value</p> <p>$6825 + 5897 =$</p> <p>$4000 + 1000$ $200 + 600$ $80 + 10$ $5 + 2$</p> <p>+4000 +1000 +200 +600 +80 +10 +5 +2</p> <p>6825 10825 11825 12025 12625 12705 12715 12720 12722</p> <p>$12722 - 5897 =$</p> <p>5000 $700 + 100$ $20 + 70$ $2 + 5$</p> <p>-5 -2 -70 -20 -100 -700 -5000</p> <p>6825 6830 6832 6902 6922 7022 7722 12722</p>	

2. Use play cards to make up number sentences and solving using your strategy. Look at the next page for number sentences below to get you started 😊

$8+5=$	$12-6=$
$17+6=$	$23-8=$
$43+9=$	$61-8=$
$80+70=$	$120-50=$
$86+60=$	$117-50=$
$66+89=$	$133-68=$
$175+189=$	$255-89=$

Science – Brainstorm

	Who am I?	What do I do?	What am I making?
			
			
			

Looking in the bowl

Think about what each person would be making in their bowl.
Fill in the blanks and draw in the circle what you think is in their bowl.


Name:

Date:




He is a _____ and he is making _____.

In the bowl I think it looks like this:




He is a _____ and he is making _____.

In the bowl I think it looks like this:



She is a _____ and she is making _____.

In the bowl I think it looks like this:



Dragon Vocabulary Words

conquer	fangs	teeth
submit	befriend	jaws
capture	wings	scales
horns	spines	fire
flames	nostril	breath

Guided Reading – Follow up

Fiction or Non-Fiction?

You need to decide whether these books are fiction or non-fiction books.
Write either fiction or non-fiction next to the book.


Fiction is a made-up story.

Non-Fiction is writing about facts and real events.




Fiction or non-fiction?









Mathematics – Money

See how many different ways you can make \$1.00 using the silver coins. You can use as many coins as you like as long as it adds up to \$1.00



Week 1- Wednesday

Handwriting- Camera words

enough, rough, tough,
trouble, double, height,
island, front, sword, wolf,
sew, hour, ocean, gone,
whose, blood, flood, buy,
busy, build, built, cough,
muscle, listen, great, break,
steak, whole, prove, sugar,
sure, yacht, eye, won, son.

Week 1- Wednesday

Handwriting- Phonics words

r, rr, wr

rat, robot, read, rag,

hurry, cherry, berry,

wrap, writing, wrong

oi, oy

coin, joint, coil, void, hoist,

boy, royal, decoy, joyful

ph, f, ff

dolphin, pharmacy, trophy,

Week 1- Wednesday

fib, face, fool, field, fig, fish,
off, huff, cuff, sniff, offend

Reading – Thursday

Select one book you have read this week and create a new front cover for it.

Remember to include the title, author and illustrator.

Mathematics – Money

Count each group to find the total amount of money.

	Total
--	--------------

	Total
--	--------------

	Total
---	--------------



Total



Total



Total


Maths Problem Solving – Friday

Complete the problem-solving questions. Remember to pick the questions that are at your level.

Question 1 – Pick the question at your level
A) In a school choir there were 6 boys and 7 girls. How many children?
B) In a school choir there were 17 boys and 8 girls. How many children?
C) In a school choir there were 66 boys and 9 girls. How many children?
D) In a school choir there were 90 boys and 80 girls. How many children?
E) In a school choir there were 96 boys and 89 girls. How many children?

Question 2 – Pick the question at your level
A) I have 7 more apples than oranges. I have 8 oranges. How many apples do I have?
B) B) I have 15 more apples than oranges. I have 8 oranges. How many apples do I have?
C) C) I have 38 more apples than oranges. I have 6 oranges. How many apples do I have?
D) I have 70 more apples than oranges. I have 80 oranges. How many apples do I have?
E) I have 76 more apples than oranges. I have 58 oranges. How many apples do I have?

Now it is your turn to create some problem-solving questions!
Think of two numbers to add or subtract and create a word problem!



lifeskills
GROUP

A BOOK OF MINDFUL COLOURING





MINDFUL SPEAKING



lifeskills
GROUP

www.lifeskillsgroup.com.au / 1300 889 018

MINDFUL BODY



lifeskills
GROUP

www.lifeskillsgroup.com.au / 1300 889 018

MINDFUL LISTENING



lifeskills
GROUP

www.lifeskillsgroup.com.au / 1300 889 018