

	Monday	Tuesday	Wednesday	Thursday	Friday
Morning	<p>English</p> <p>Morning Routine</p> <p>Day/Date— write the long and short date. Practice spelling the months of the year.</p> <p>Weather—Write what season we are in. Fill in the weather tally for Monday. Figure out what the weather is and put a tally mark next to that weather.</p> <p>100 days of learning— Skip counting. Practice skip counting by 5s. Colour in each number you count on the hundreds chart.</p> <p>Talk for learning— chat with a family member about the dragon vocabulary words.</p> <p>Sentence of the day</p> <p>What is a command? Use the bossy (imperative) verbs to write a command.</p> <p>Phonics</p> <p>Write sentences using your phonics words (see attached worksheet). Complete the /ow/ phonics worksheet.</p> <p>Reading</p> <p>Read a book for 15-20 minutes. Complete the retell worksheet about the book you read.</p> <p>Prepare</p> <p>Complete the prepare worksheet. Decide whether it is a fact or fiction.</p> <p>Writing</p> <p>Complete the worksheet. Write a title for a procedure.</p>	<p>English</p> <p>Morning Routine</p> <p>Day/Date— write the long and short date. Practice spelling the months of the year.</p> <p>Weather—Write what season we are in. Fill in the weather tally for Tuesday. Figure out what the weather is and put a tally mark next to that weather.</p> <p>100 days of learning— Skip counting. Practice skip counting by 10s. Colour in each number you count on the hundreds chart.</p> <p>Talk for learning— chat with a family member about the dragon vocabulary words.</p> <p>Sentence of the day</p> <p>What is a command? Use the bossy (imperative) verbs to write a command.</p> <p>Phonics</p> <p>Write sentences using your phonics words (see attached worksheet). Complete the /ow/ phonics worksheet.</p> <p>Reading:</p> <p>Read a book for 15-20 minutes. Complete the retell worksheet about the book you read.</p> <p>Vocabulary</p> <p>Draw and label a picture of a dragon (see attached word list and worksheet).</p> <p>Writing</p> <p>Complete the worksheet. Write a title for a procedure.</p>	<p>English</p> <p>Morning Routine</p> <p>Day/Date— write the long and short date. Practice spelling the months of the year.</p> <p>Weather—Write what season we are in. Fill in the weather tally for Wednesday. Figure out what the weather is and put a tally mark next to that weather.</p> <p>100 days of learning— Skip counting. Practice skip counting by 2s. Colour in each number you count on the hundreds chart.</p> <p>Talk for learning— chat with a family member about the dragon vocabulary words.</p> <p>Sentence of the day</p> <p>What is a command? Write an interesting command starting with a bossy (imperative) verb.</p> <p>Phonics</p> <p>Write sentences using your phonics words (see attached worksheet). Complete the /ow/ phonics worksheet.</p> <p>Reading:</p> <p>Read a book for 15-20 minutes. Complete the retell worksheet about the book you read.</p> <p>Follow Up</p> <p>Complete the follow up worksheet. Figure out whether the texts is fiction or non-fiction and answer the questions.</p> <p>Writing</p> <p>Complete the worksheet. Write a title for a procedure.</p>	<p>English</p> <p>Morning Routine</p> <p>Day/Date— write the long and short date. Practice spelling the months of the year.</p> <p>Weather—Write what season we are in. Fill in the weather tally for Thursday. Figure out what the weather is and put a tally mark next to that weather.</p> <p>100 days of learning— Skip counting. Practice skip counting by 10s off the decade. Colour in each number you count on the hundreds chart.</p> <p>Talk for learning— chat with a family member about the dragon vocabulary words.</p> <p>Sentence of the day</p> <p>What is a command? Write an interesting command starting with a bossy (imperative) verb.</p> <p>Phonics</p> <p>Write sentences using your phonics words (see attached worksheet). Complete the /ow/ phonics worksheet.</p> <p>Reading:</p> <p>Read a book for 15-20 minutes. Complete the retell worksheet about the book you read.</p> <p>Activity</p> <p>Complete the /ow/ phonics worksheet.</p> <p>Writing</p> <p>Complete the worksheet. Write a title for a procedure.</p>	<p>English</p> <p>Morning Routine</p> <p>Day/Date— write the long and short date. Practice spelling the months of the year.</p> <p>Weather—Write what season we are in. Fill in the weather tally for Friday. Answer the questions at the bottom of the page.</p> <p>100 days of learning— Skip counting. Practice skip counting by 2s. Colour in each number you count on the hundreds chart.</p> <p>Talk for learning— chat with a family member about the dragon vocabulary words.</p> <p>Sentence of the day</p> <p>What is a command? Write an interesting command starting with a bossy (imperative) verb.</p> <p>Phonics</p> <p>Write sentences using your phonics words (see attached worksheet). Complete the /ow/ phonics worksheet.</p> <p>Reading:</p> <p>Read a book for 15-20 minutes. Complete the retell worksheet about the book you read.</p> <p>Writing</p> <p>Complete the worksheet. Write a title for a procedure.</p>

Middle	Maths Addition and Subtraction Pick 2 numbers to add or subtract on a number line at your level.	Maths Addition and Subtraction Pick 2 numbers to add or subtract on a number line at your level.	Maths Money Add up the groups of silver coins to find the total (see attached worksheets).	Maths Money Add up both groups of coins and circle the group with the highest value (see attached worksheets).	Maths Problem solving Complete the problem solving worksheet.
Afternoon	HSIE - History Log in to inquisitive and do the bookmarked lessons. The instructions are below: Log in to : http://inq.co/class/hsf Enter the code : 6384 Look through the lessons that are available. Review and complete unit 2 lesson 2	Science and Technology All Mixed Up You are going to find different mixtures in your home. Check the kitchen, laundry and even the bathroom and see if you can find any mixtures. Make sure you ask an adult for help! Complete the Science worksheet.	Handwriting Complete the handwriting worksheet. Practice writing your phonics words and camera words using correct letter formation. Remember to use a sharp pencil and sit up straight in your chair.	Sport/Fitness Create a mini boot camp routine with different exercises (e.g. star jumps, stretches etc). Do some Cosmic Kids Yoga: https://www.youtube.com/watch?v=YR1OxBk8BF4	CAPA Continue to complete the mindfulness colouring in from the Life Skills booklet you received with your week 1 learning pack. Take your time, you don't have to finish the whole booklet this week.

Monday-Friday: Modelled, Shared, Guided, Independent

Retell—students complete a retell everyday about a book they have read.

Prepare

Students figure out whether the texts are fiction or non-fiction and complete the worksheet.

Follow Up

Students review fiction and non-fiction texts and then figure out whether the texts are fiction or non-fiction and complete the worksheet.

Vocabulary

Students create a find-a-word using the dragon vocabulary words

Morning Routine Week 2 – Monday

Practise spelling the days of the week

Sunday				
Monday				
Tuesday				
Wednesday				
Thursday				
Friday				
Saturday				

Morning Routine Week 2 – Tuesday

Practise spelling the days of the week

Sunday				
Monday				
Tuesday				
Wednesday				
Thursday				
Friday				
Saturday				

Morning Routine Week 2 – Wednesday

Practise spelling the days of the week

Sunday				
Monday				
Tuesday				
Wednesday				
Thursday				
Friday				
Saturday				

Morning Routine Week 2 – Thursday

Practise spelling the days of the week

Sunday				
Monday				
Tuesday				
Wednesday				
Thursday				
Friday				
Saturday				

Morning Routine Week 2 – Friday

Practise spelling the days of the week

Sunday				
Monday				
Tuesday				
Wednesday				
Thursday				
Friday				
Saturday				

Morning Routine Week 2 Monday – Practise spelling the months of the year

January				
February				
March				
April				
May				
June				
July				
August				
September				
October				
November				
December				

Morning Routine Week 2 Tuesday – Practise spelling the months of the year

January				
February				
March				
April				
May				
June				
July				
August				
September				
October				
November				
December				

Morning Routine Week 2 Wednesday – Practise spelling the months of the year

January				
February				
March				
April				
May				
June				
July				
August				
September				
October				
November				
December				

Morning Routine Week 2 Thursday – Practise spelling the months of the year





January				
February				
March				
April				
May				
June				
July				
August				
September				
October				
November				
December				

Morning Routine Week 2 Friday – Practise spelling the months of the year

January				
February				
March				
April				
May				
June				
July				
August				
September				
October				
November				
December				

_____’s Weather Tally – Week 2

Keep a tally of what the weather is for each day.

 Sunny	
 Partly Cloudy	
 Overcast	
 Raining	

What was the most common weather for the week?

What kind of weather is your favourite?

Skip Counting

Skip count by 5s.

Colour in the numbers as you are counting.

The first two have been done for you.

1	2	3	4	5	6	7	8	9	10
11	12	13	14	15	16	17	18	19	20
21	22	23	24	25	26	27	28	29	30
31	32	33	34	35	36	37	38	39	40
41	42	43	44	45	46	47	48	49	50
51	52	53	54	55	56	57	58	59	60
61	62	63	64	65	66	67	68	69	70
71	72	73	74	75	76	77	78	79	80
81	82	83	84	85	86	87	88	89	90
91	92	93	94	95	96	97	98	99	100

Skip Counting

Skip count by 10s.

Colour in the numbers as you are counting.

The first one has been done for you.

1	2	3	4	5	6	7	8	9	10
11	12	13	14	15	16	17	18	19	20
21	22	23	24	25	26	27	28	29	30
31	32	33	34	35	36	37	38	39	40
41	42	43	44	45	46	47	48	49	50
51	52	53	54	55	56	57	58	59	60
61	62	63	64	65	66	67	68	69	70
71	72	73	74	75	76	77	78	79	80
81	82	83	84	85	86	87	88	89	90
91	92	93	94	95	96	97	98	99	100

Skip Counting

Skip count by 10s off the decade. Start at 2 and count forwards by 10s.

Colour in the numbers as you are counting.

The first two have been done for you.

1	2	3	4	5	6	7	8	9	10
11	12	13	14	15	16	17	18	19	20
21	22	23	24	25	26	27	28	29	30
31	32	33	34	35	36	37	38	39	40
41	42	43	44	45	46	47	48	49	50
51	52	53	54	55	56	57	58	59	60
61	62	63	64	65	66	67	68	69	70
71	72	73	74	75	76	77	78	79	80
81	82	83	84	85	86	87	88	89	90
91	92	93	94	95	96	97	98	99	100

Pick another number and start counting forwards by 10s from that number (for example pick 7 and count forwards by 10s from 7).

Skip Counting

Skip count by 2s.

Colour in the numbers as you are counting.

The first two have been done for you.

1	2	3	4	5	6	7	8	9	10
11	12	13	14	15	16	17	18	19	20
21	22	23	24	25	26	27	28	29	30
31	32	33	34	35	36	37	38	39	40
41	42	43	44	45	46	47	48	49	50
51	52	53	54	55	56	57	58	59	60
61	62	63	64	65	66	67	68	69	70
71	72	73	74	75	76	77	78	79	80
81	82	83	84	85	86	87	88	89	90
91	92	93	94	95	96	97	98	99	100

Skip Counting

Skip count by 2s.

Colour in the numbers as you are counting.

The first two have been done for you.

1	2	3	4	5	6	7	8	9	10
11	12	13	14	15	16	17	18	19	20
21	22	23	24	25	26	27	28	29	30
31	32	33	34	35	36	37	38	39	40
41	42	43	44	45	46	47	48	49	50
51	52	53	54	55	56	57	58	59	60
61	62	63	64	65	66	67	68	69	70
71	72	73	74	75	76	77	78	79	80
81	82	83	84	85	86	87	88	89	90
91	92	93	94	95	96	97	98	99	100

Command

A sentence that tells you to do something is a **COMMAND**.

In a command sentence, the subject is always you,
but it is not stated.

An example of a command sentence:

Go take a bath.

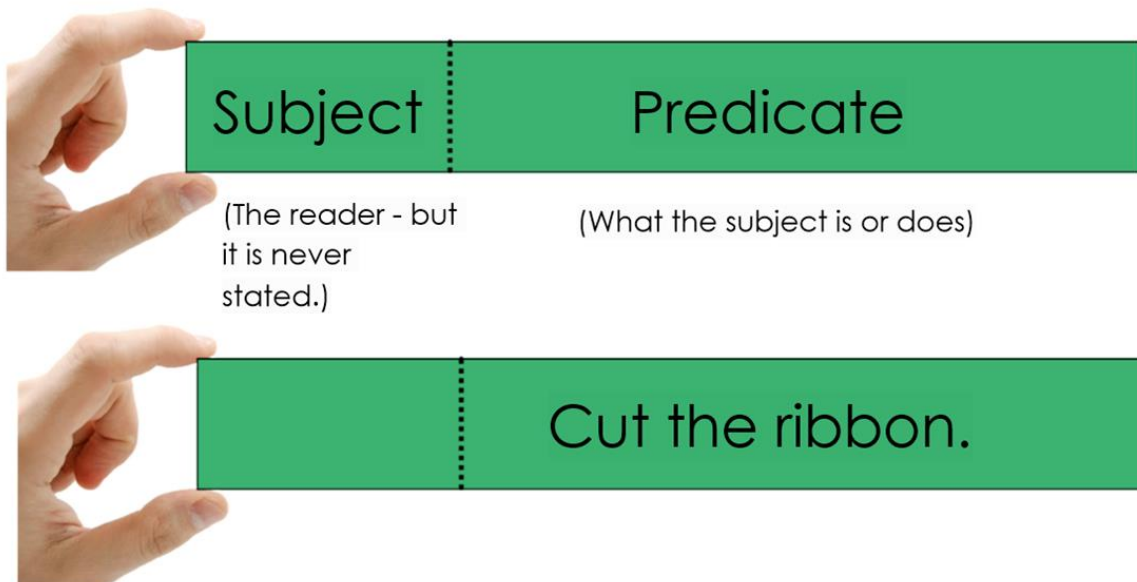
Who? **YOU.**

Go take a bath.



A command sentence starts with a capital and ends with a period.

Command Sentence



Bossy verbs tell someone what to do. Bossy verbs are also called imperative verbs.



IMPERATIVE VERBS

Imperative verbs (or bossy verbs) are words that tell people what to do. We use them a lot in our instructions:

Click the button. **Open** the box.

Mix the ingredients. **Cook** for 25 minutes.

Fold the paper. **Stick** the pieces together.

www.teachingpacks.co.uk

© Teaching Packs Ltd
www.teachingpacks.co.uk

Monday – Sentence of the Day

Finish the predicate to write a command. The first one has been done for you.

1. Chop the tomatoes up on a board.
2. Place _____
3. Toss _____
4. Serve _____

Tuesday – Sentence of the Day

Finish the predicate to write a command.

1. Open _____

2. Take _____

3. Throw _____

4. Place _____

Have a go at writing your own commands!

Wednesday – Sentence of the Day

Add an imperative verb to finish the command.

1. _____ the ball across to me.
2. _____ quietly and watch the video.
3. _____ the dishes after you eat.
4. _____ your bag off when you get home.

Have a go at writing your own commands!

Thursday – Sentence of the Day

Write an imperative sentence to go with each picture.



1. _____



2. _____



3. _____



4. _____

Friday – Sentence of the Day

Write your own imperative sentences on the line below.

1. _____

2. _____

3. _____

4. _____

Need a challenge? Write more commands on the lines below!

Week 2- Monday Phonics worksheet

Use the 'ow' phoneme words below and put them into sentences on the lines provided. Do not forget to be creative with your sentences 😊

cow	meow	mount	crown
crowd	found	mouth	counting

How did you go?



Week 2- Tuesday Phonics worksheet

Use the 'ow' phoneme words below and put them into sentences on the lines provided. Do not forget to be creative with your sentences 😊

flower	brown	gown	ground
sound	thousand	town	wow

How did you go?



Week 2- Wednesday Phonics worksheet

Use the 'ow' phoneme words below and put them into sentences on the lines provided. Do not forget to be creative with your sentences 😊

couch	plough	pow	clown
allow	power	noun	boundary

How did you go?



Week 2- Thursday Phonics worksheet

Use the 'ow' phoneme words below and put them into sentences on the lines provided. Do not forget to be creative with your sentences 😊

sound	frown	row	ouch
amount	south	fountain	outside

How did you go?



Week 2- Friday Phonics worksheet

Use the 'ow' phoneme words below and put them into sentences on the lines provided. Do not forget to be creative with your sentences 😊

pound	fowl	jowl	bow
drowsy	ours	loud	hound

How did you go?





Camera Words! Camera Words!

REVISION

cough
muscle
listen
enough
rough
tough
trouble
double
height

NEW

island
front
sword**

Fun Activities:

Using magazines, cut out and paste letters to make the camera words.

Squirt some shaving cream on a window and using your finger write out your camera words.

Do some rainbow writing! Write out a camera word in your favourite colour. Trace over that word using a different colour. Keep tracing and changing the colour!

BEFORE YOU LEARN NEW WORDS, IT IS IMPORTANT THAT YOU CAN READ AND SPELL ALL THE WORDS YOU HAVE BEEN LEARNING THIS YEAR!

Refer to the camera word lists you received with Home Learning at the beginning of the year!

****If you can read and spell the above words quickly and correctly, then you can make up your own camera word list! Select 6 words at a time that YOU are interested in learning how to spell—select challenging words! For example, if you like COLD PLACES here is a good list:**

emperor penguin
Antarctica
continent
glacier
environment



Term 2 Week 2: Monday

1. Select 9 words from the list and do LOOK, THINK, COVER, WRITE and CHECK.
2. Ask someone to test your reading and spelling of these words.
3. Use the following camera words in a sentence. Don't forget to begin with a capital letter and use end punctuation. Make it an interesting sentence.

sword

island



Term 2 Week 2: Tuesday

1. Select 9 words from the list and do LOOK, THINK, COVER, WRITE and CHECK.
2. Ask someone to test your reading and spelling of these words.
3. Use the following camera words to write **questions**.
Don't forget to begin with a capital letter and use end punctuation. Make it an interesting question.

front

enough




Term 2 Week 2: Wednesday

1. Select 9 words from the list and do LOOK, THINK, COVER, WRITE and CHECK.
2. Ask someone to test your reading and spelling of these words.
3. Use the following camera words to complete the sentence.

island front sword

I saw a golden _____ in
_____ of a tall palm tree on a
deserted _____.

4. Draw a picture for the sentence.





Term 2 Week 2: Thursday

1. Select 9 words from the list and do LOOK, THINK, COVER, WRITE and CHECK.
2. Ask someone to test your reading and spelling of these words.
3. Use the following camera words in one sentence or only select one word. Don't forget to begin with a capital letter and use end punctuation. Make it an interesting sentence.

island rough

trouble front



Term 2 Week 2: Friday

1. Select 9 words from the list and do LOOK, THINK, COVER, WRITE and CHECK.
2. Ask someone to test your reading and spelling of these words.
3. Time for a CHALLENGE! Highlight the spelling mistakes and re-write the sentence with all the words spelt correctly.

* I saw the boi coff into hes elbow.

You nead to lizten to the tuff cop.

I had a duble skoop ice-cream cone
four lunch.

****There are 9 mistakes to find!!

Week 2 – Monday: Reading Retell Activity

Title: _____

Who is the story about?	Where is the story happening?
When is the story happening?	What is the story about?

What happens in the story?

First, _____

Next, _____

Then, _____

Finally, _____

Week 2 – Tuesday: Reading Retell Activity

Title: _____

Who is the story about?	Where is the story happening?
When is the story happening?	What is the story about?

What happens in the story?

First, _____

Next, _____

Then, _____

Finally, _____

Week 2 – Wednesday: Reading Retell Activity

Title: _____

Who is the story about?	Where is the story happening?
When is the story happening?	What is the story about?

What happens in the story?

First, _____

Next, _____

Then, _____

Finally, _____

Week 2 – Thursday: Reading Retell Activity

Title: _____

Who is the story about?	Where is the story happening?
When is the story happening?	What is the story about?

What happens in the story?

First, _____

Next, _____

Then, _____

Finally, _____

Week 2 – Friday: Reading Retell Activity

Title: _____

Who is the story about?	Where is the story happening?
When is the story happening?	What is the story about?

What happens in the story?

First, _____

Next, _____

Then, _____

Finally, _____

Reading – Prepare

Decide whether it is fact or fiction. Tick under the correct heading.

The first one is done for you.

Remember: Fiction is fake, fact is real.

	Fiction	Fact
Cats fly in the sky.	✓	
Cleaning your teeth helps keep your teeth healthy.		
Elephants have long pink fur.		
Australia has 8 states and territories.		
There are 7 days in a week.		
Nostril is a dragon vocabulary word.		
A Fridge keeps food hot.		
Soft drinks are healthy.		
People wear glasses to help them see better.		
Procedures tell you how to do something.		
The sky is purple and clouds are made out of fairy floss.		

Writing – Monday

Title – tells the audience what your procedure is about

Circle the title for the procedure below.

How to Train your Dragon

You need:

A sturdy rope

One large package of fish

A dragon saddle

Two long sticks

A wild dragon

1. Capture your dragon by lassoing a sturdy rope around the dragon's muscular legs and powerful wings.
2. Submit to your dragon to show them you are not a threat.
3. Offer your dragon some desirable fish and share the meal with your dragon to build trust and friendship.
4. Spend time with your dragon by drawing pictures so you can then make contact with your dragon by holding out your hand towards its face.
5. Prepare your dragon saddle on your dragon so you can then soar through the air, across mountains and skimming the ocean's surface.



Look at the picture

It looks like someone is trying to capture a dragon! Let's write a title for a procedure about capturing a dragon.

Fill in the blank

How to _____

Writing – Tuesday

A title tells the audience what the procedure is about and how to do something.



Look at the picture.

The boy is brushing his teeth.

A title for a procedure could be:

How to Brush your Teeth



Look at the picture.

It looks like someone is trying to capture a dragon! Let's write a title for a procedure about capturing a dragon.

Fill in the blank below.

How to _____

Writing – Wednesday

Every procedure starts with a title.

The title tells you what the procedure is about.

Label the title on the procedure below.

How to make...

Wombat stew

You need (the ingredients):

<u>Mud</u>	<u>Fethers</u>
<u>fllys</u>	<u>wret</u>
<u>Bugs</u>	<u>gumauts</u>

How to cook it (the method):

1. Put all the ingredys in the BileBocan
2. Put the BileBocan on the fire to cook



Look at the picture.

It looks like someone is trying to capture a dragon! Let's write a title for a procedure about capturing a dragon.

Fill in the blank below.

How to _____

Writing – Thursday

Every procedure starts with a title.

The title tells you what the procedure is about.



Look at the picture.

It looks like someone is trying to capture a dragon! Let's write a title for a procedure about capturing a dragon.

Fill in the blank below.

How to _____

Writing – Friday

Every procedure starts with a title.

The title tells you what the procedure is about.


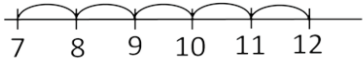

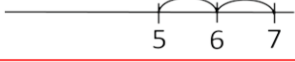

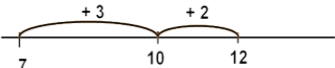

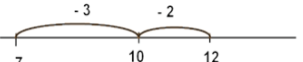

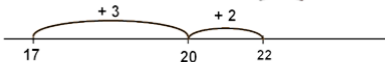

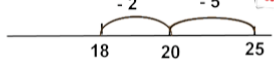

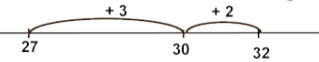

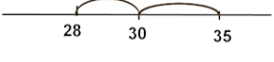

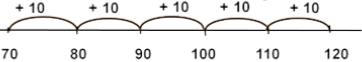

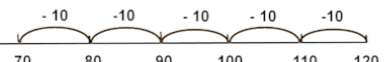

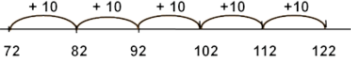

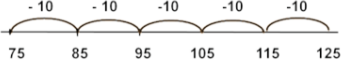
Write a title for a procedure about capturing a dragon.

Remember to start with How to.....



Monday / Tuesday Activities Week 2- Addition and Subtraction Levels

1. Have a look at the maths levels below and remind yourself which level you are working at.

<p style="text-align: center;">Addition and Subtraction - by 1's using a number line</p> <p>$7 + 5 = 12$</p>   <div style="border: 1px solid red; padding: 5px; margin-top: 10px;"> <p>$7 - 2 = 5$</p>   </div>	<p style="text-align: center;">Addition and Subtraction - bridging to 10</p> <p>$7 + 5 = 12$</p>   <div style="border: 1px solid green; padding: 5px; margin-top: 10px;"> <p>$12 - 5 = 7$</p>   </div>
<p style="text-align: center;">Addition and Subtraction - bridging to 20</p> <p>$17 + 5 =$</p>   <div style="border: 1px solid blue; padding: 5px; margin-top: 10px;"> <p>$25 - 7 =$</p>   </div>	<p style="text-align: center;">Addition and Subtraction - bridging to any decade</p> <p>$27 + 5 =$</p>   <div style="border: 1px solid blue; padding: 5px; margin-top: 10px;"> <p>$35 - 7 = 27$</p>   </div>
<p style="text-align: center;">Addition and Subtraction - 2 tens numbers counting by 10's</p> <p>$70 + 50 =$</p>   <div style="border: 1px solid purple; padding: 5px; margin-top: 10px;"> <p>$120 - 50 =$</p>   </div>	<p style="text-align: center;">Addition and Subtraction - two-digit and tens number counting off the decade</p> <p>$72 + 50 =$</p>   <div style="border: 1px solid orange; padding: 5px; margin-top: 10px;"> <p>$125 - 50 =$</p>   </div>


<p>Addition and Subtraction - two-digit and tens number using partitioning</p> <p>$70 + 50 =$</p> <p>$30 + 20$</p> <p>+30 +20</p> <p>70 100 120</p> <p>$120 - 50 =$</p> <p>$30 + 20$</p> <p>-30 -20</p> <p>70 100 120</p>	<p>Addition and Subtraction - 2 two-digit numbers using partitioning</p> <p>$68 + 58 =$</p> <p>$50 + 8$ $2 + 6$</p> <p>68 78 88 98 108 118 120 126</p> <p>$126 - 58 =$</p> <p>$50 + 8$ $6 + 2$</p> <p>68 70 76 86 96 106 116 126</p>
<p>Addition and Subtraction - 2 two-digit numbers using place value</p> <p>$78 + 58 =$</p> <p>$30 + 28$ $20 + 8$ $2 + 6$</p> <p>78 108 128 130 136</p> <p>$126 - 58 =$</p> <p>$20 + 8$ $20 + 2$</p> <p>68 70 76 106 126</p>	<p>Addition and Subtraction - three digit numbers using place value</p> <p>$682 + 589 = 1271$</p> <p>$400 + 100$ $20 + 60$ $8 + 1$</p> <p>682 1082 1182 1202 1262 1270 1271</p> <p>$972 - 589 = 383$</p> <p>$70 + 10$ $2 + 7$</p> <p>383 390 392 402 472 972</p>
<p>Addition and Subtraction - four digit numbers using place value</p> <p>$6825 + 5897 =$</p> <p>$4000 + 1000$ $200 + 600$ $80 + 10$ $5 + 2$</p> <p>6825 10825 11825 12025 12625 12705 12715 12720 12722</p> <p>$12722 - 5897 =$</p> <p>5000 $700 + 100$ $20 + 70$ $2 + 5$</p> <p>-5 -2 -70 -20 -100 -700 -5000</p> <p>6825 6830 6832 6902 6922 7022 7722 12722</p>	


2. Use playing cards to make up number sentences and solve using your level. Look at the next page for number sentences below to get you started 😊

$7+9=$	$15-7=$
$14+7=$	$21-5=$
$52+9=$	$54-7=$
$90+40=$	$130-70=$
$66+80=$	$133-80=$
$75+68=$	$132-65=$
$387+176=$	$232-78=$

Why is the Indigenous history of your local area important?

Long before buildings, roads or cities, your local area was identified by its land. The First Peoples lived in harmony with the land and treated it with respect.

- 1  Watch the video about Kakadu and talk about the questions with a partner.



Where is Kakadu?

What can you see or do at Kakadu?

Why is Kakadu a special place?

2 Kakadu is an important place to Aboriginal Peoples because the rock paintings and natural features tell the story of Aboriginal history.

What stories do these pictures of Kakadu tell?



- 3** Look at this picture from Kakadu. Step inside and think about:
- What you might hear?
 - What you might see?
 - What questions might you have?



Is it important for all people to learn about Aboriginal history? Why?



- 4 Find out about an Indigenous place in your local area. List some sources you could use to find information.

Photographs

**5**

Name of local site: _____

Information	Sketch



6 Why is this site important to your area? Use the thinking routine to help you to answer this question.

What did you already know about the site?	
What new things did you learn about the site?	
What questions do you still have?	



7 Aboriginal Elders know a lot about their local area's history and are trusted to tell stories of the past.

Can you find out the name of some local Elders? Imagine that your school was hosting a visit by an Elder. What questions would you like to ask them to learn about your local area?

**8**

Uluru is a World Heritage listed place and an Aboriginal sacred site. For many years, tourists have climbed to the top. Climbing Uluru was banned in 2019. Some people agreed with this and others didn't.

List reasons for both sides of the argument in the table below.

People should be allowed to climb Uluru	People should not be allowed to climb Uluru

Dragon Vocabulary Words

Draw a dragon and label it using your dragon vocabulary. Put the dragon vocabulary words into sentences when finished.

conquer	fangs	teeth
submit	befriend	jaws
capture	wings	scales
horns	spines	fire
flames	nostril	breath



Information note for families


Introducing the 'My mixtures' project

This term our class is exploring everyday mixtures and their uses. As part of the science unit *All mixed up*, students will investigate simple mixtures in their home.

Examples of simple mixtures in the home might include breakfast cereals, seed mix and detergent mixed with water.

Students are asked to complete their resource sheet 'My mixtures' and are also encouraged to take photos, draw pictures or bring some of the items to school for a display.

Reinforce that some mixtures might be poisonous and they are not to taste, smell or eat anything unless they are given adult permission.




© Australian Academy of Science

My mixtures

Name:	Date:
-------	-------

Find some simple mixtures around your home. Write or draw your answers.

What is the mixture called?	What is in the mixture?	What is the mixture for?
cup of black tea 	tea-leaves water sugar	to drink

Reading – Follow Up

Facts

Author

Title

THE GREAT BOOK OF
ANIMAL KNOWLEDGE

31

Photo © William Warby (flickr.com/warby) as licensed under CC BY-NC 2.0. Gabele's photo tipped horizontally

M. Martin

**KOMODO
DRAGONS**
Indonesian Land Crocodiles

Includes 20+
Magnificent
Photos!

Photograph

This is a non-fiction book.
It has photographs
and includes facts
about Komodo
Dragons.

Non-fiction books
give you
information.

Reading - Follow up

Look at the Komodo Dragon book cover and answer the following questions:

1. Is this text fiction or non-fiction?

2. Give two reasons why you think this:

1.

2.

Mathematics – Money

Count each group to find the total amount of money.

	Total
---	--------------

	Total
--	--------------

	Total
---	--------------



Total



Total



Total

Week 2- Wednesday

Handwriting- I can form the digraphs ow, ou and the quadgraph ough.

Loud, proud, noun,

bound, ground, owl,

brow, how, now,

scowl, down, frown,

island, front, sword.

Scowl at the clown

on the ground.

Reading – Phonics Activity



INSTRUCTIONS

Fill in the correct representation to complete the words.



sh__t

ow

ou



t__n

ow

ou



h__nd

ow

ou



g__n

ow

ou



c__

ow

ou



c__ch

ow

ou



gr__nd

ow

ou



tr__t

ow

ou



me__

ow

ou



sc__t

ow

ou



cl__d

ow


ou



cr__n

ow

ou



cr__d

ow

ou



__ch

ow

ou



fr__n

ow

ou

Mathematics – Money

Count each group and circle the group which has the higher value.



Total: _____



Total: _____



Total: _____



Total: _____



Total: _____



Total: _____



Total: _____



Total: _____



Total: _____



Total: _____



Total: _____



Total: _____

Friday – Mathematics Problem Solving

Select one question and find the answer.

A) In my pocket I have a 20 cent coin and two 10 cent coins.
How much money do I have?

B) In my pocket I have a 50 cent coin and two 5 cent coins.
How much money do I have?

C) In my pocket I have 85 cents.
I have a 50 cents coin, a 20 cent coin, a 5 cent coin, and one
other coin.
What other coin do I have in my pocket?

Select one question and find the answer.

A) An apple costs 45 cents.
I have these coins.



Do I have enough money to buy the apple?

b) An apple costs 45 cents.
I have these coins.



Do I have enough money to buy the apple?

c) I have these coins.



Joan has these coins.



I have enough money to buy an apple but Joan does not.
How could an apple cost?

Select one question and find the answer.

A) The coin in my pocket has a value of 100 cents. What coin do I have in my pocket?
B) The coin in my pocket has a value of 200 cents. What coin do I have in my pocket?
C) I have 2 coins in my pocket. Altogether the value of the coins in my pocket is 300 cents. What coins do I have in my pocket?

Select one question and find the answer.

A) Lola collected 6 cans. Jill collected 9 cans. How many cans did Lola and Jill collect altogether?
B) Lola collected 15 cans. Jill collected 8 cans. How many cans did Lola and Jill collect altogether?
C) Lola collected 60 cans. Jill collected 90 cans. How many cans did Lola and Jill collect altogether?


MINDFUL MOVEMENT



Lifeskills
GROUP

www.lifeskillsgroup.com.au / 1300 889 018


STOP



lifeskills
GROUP

www.lifeskillsgroup.com.au / 1300 889 018

FAIRNESS



Lifeskills
GROUP

www.lifeskillsgroup.com.au / 1300 889 018

TEAM PLAYER

