


	Monday	Tuesday	Wednesday	Thursday Hip Hop: 10:50-11:30	Friday Fitness:11:05-11:45
<b>Morning</b>	<p><b>Morning Routine</b> Watch the video on YouTube and sing along - <a href="https://youtu.be/LIQsyHoLudQ">https://youtu.be/LIQsyHoLudQ</a></p> <p>Complete the worksheet.</p> <p><b>Grammar</b> Complete Monday's worksheet on nouns, adjectives and verbs.</p> <p><b>Phonological Awareness</b> Complete the worksheet – say each word and colour the picture that rhymes with the word in the box.</p> <p><b>Phonics</b> Watch the Phonics video on Seesaw. Complete Monday's worksheet. Write words to match each picture. Remember to add 's' to show the plural, which means more than one.</p> <p><b>Writing</b> Watch the video for Twinkle Twinkle Little Star by Super Simple Songs: <a href="https://www.youtube.com/watch?v=yCjYiqpAuU">https://www.youtube.com/watch?v=yCjYiqpAuU</a> Cut and paste the words on the Monday writing worksheet to correctly finish each sentence from the nursery rhyme.</p>	<p><b>Morning Routine</b> Watch the video on YouTube and sing along - <a href="https://youtu.be/Fe9bnYRzFvk">https://youtu.be/Fe9bnYRzFvk</a></p> <p>Complete the worksheet.</p> <p><b>Grammar</b> Complete Tuesday's worksheet on nouns and verbs.</p> <p><b>Phonological Awareness</b> Complete the worksheet – cut and glue the pictures to match the correct column in the table with the same amount of syllables.</p> <p><b>Phonics</b> Complete Tuesday's worksheet. Cut out the letters to spell words that match the pictures.</p> <p><b>Writing</b> If possible, please watch the Writing video posted today on Seesaw. (If you are unable to watch the video, here is an example of the text structure for this week: <b>Vegetables</b> <b>Vegetables are the best because they give us vitamins.</b> <b>I love crunchy carrots and juicy corn.</b></p>	<p><b>Morning Routine</b> Watch the video on YouTube - <a href="https://youtu.be/mRfxNuhBZoc">https://youtu.be/mRfxNuhBZoc</a></p> <p>Complete the worksheet.</p> <p><b>Grammar</b> Watch the Grammar video on Seesaw.</p> <p>Complete Wednesday's worksheet on subject and predicate.</p> <p><b>Phonological Awareness</b> Complete the worksheet – say the name of each picture and write the missing middle sound.</p> <p><b>Phonics</b> Complete Wednesday's worksheet- Colour in each camera word using the colours shown.</p> <p><b>Writing</b> Today, on the Writing worksheet, you are writing a persuasive text about why <b>vegetables</b> are the best. Remember to write a title, and three sentences. In the second sentence, don't forget to choose two <b>vegetables</b> that you love</p>	<p><b>Morning Routine</b> Watch the video on YouTube and sing along - <a href="https://youtu.be/ksGiLalx39c">https://youtu.be/ksGiLalx39c</a></p> <p><b>Grammar</b> Complete Thursday's worksheet on subject and predicate.</p> <p><b>Phonological Awareness</b> Complete the worksheet – say the word and fill in the missing letters.</p> <p><b>Phonics</b> Complete Thursday's worksheet- Write the c and k words to match the pictures then cut and glue the words into the c and k table.</p> <p><b>Writing</b> Today, on the Writing worksheet, you are writing a persuasive text about why <b>desserts</b> are the best. Remember to write a title, and three sentences. In the second sentence, don't forget to choose two <b>desserts</b> that you love and adjectives to describe them. Use an exclamation mark at the end of your third sentence!</p>	<p><b>Morning Routine</b> Complete the worksheet.</p> <p><b>Grammar</b> Complete Friday's worksheet on subject and predicate.</p> <p><b>Phonological Awareness</b> Complete the worksheet – draw a line to match the picture to it's beginning sound. Colour the pictures when you finish.</p> <p><b>Phonics</b> Complete Friday's worksheet- Read the sentences, find the camera words and draw a picture to match each sentence.</p> <p><b>Writing</b> Today, on the Writing worksheet, you are writing a persuasive text about why <b>toys</b> are the best. Remember to write a title, and three sentences. In the second sentence, don't forget to choose two <b>toys</b> that you love and adjectives to describe them.</p>

		<p><b>You must love vegetables too!</b> Today, on the Writing worksheet, you are writing a persuasive text about why <b>fruit</b> is the best. Don't forget to choose two fruit that you love and adjectives to describe them.</p> <p><b>Handwriting</b> Use the cat to help you form you letters in today's handwriting worksheet.</p>	<p>and adjectives to describe them.</p> <p>Use an exclamation mark at the end of your third sentence!</p>	<p><b>Handwriting</b> Use the cat to help you form the letters in each word in today's handwriting worksheet.</p>	<p>Use an exclamation mark at the end of your third sentence!</p>
<b>Break</b>	Remember to have a healthy snack and go and run around or play a game.				
<b>Middle</b>	<p><b>Maths</b> Watch the Maths video posted on SeeSaw all about friends of 10. Have a go at drawing your own 10 frames!</p>	<p><b>Maths</b> Use the 10 frame in the learning pack to help you investigate 10 frames, record your findings on the worksheet. You will also have to cut out the numbers to use for today's activity.</p>	<p><b>Maths</b> Today you will investigate how many spaces are on a 10 frame. Record your investigation by drawing your own 10 frames.</p>	<p><b>Maths</b> Use the 10 frame in the learning pack to help you with finding 10s friend. The numbers have been chosen for you today.</p>	<p><b>Maths</b> You will draw your own 10 frame to investigate friends of 10. Complete your investigation on your worksheet.</p>
<b>Break</b>	Remember to have a healthy lunch and go and run around or play a game.				
<b>Afternoon</b>	<p><b>HSIE</b> Today we are going to look at lesson 4, Stories from the Past.</p> <p>Go into the link below and put the code in. <a href="http://inq.co/class/2r65">http://inq.co/class/2r65</a> Code: 5992</p>	<p><b>Creative Arts</b> No Way Yirrikipayi!</p>	<p><b>Science</b> We are learning about moving objects. Today we will continue to look at a unit called Designing and Making a Toy.</p> <p>Go into the link below and put the code in. <a href="http://inq.co/class/2r65">http://inq.co/class/2r65</a> code: 5992</p>	<p><b>PD/H/PE</b> Number jumping</p> <p>Our focus today is on jumping.</p>	<p><b>Fine Motor Friday</b> It's time to develop your fine motor skills.</p> <p>Challenge yourself to do all these activities!</p> <ol style="list-style-type: none"> <li>1. Find clothes with zippers and practice opening and closing the zip,</li> </ol>

1. Watch the video called Bragging Grandpas
2. Bragging is showing off. Do your grandparents or parents tell stories about you that are different from how you remember them?
3. Complete activity sheet



'No Way Yirrikipayi!' is a beautiful book from Indigenous Literacy Foundation.

Watch the story:  
<https://www.youtube.com/watch?v=aol1JOa1rBo>

Find the artwork template in the pack and create your own Yirrikipayi (crocodile). Use crayons, textas, colour pencils or paints.

Share it on seesaw!

1. Look at the toys and discuss:  
Which ones do you push? Which ones do you pull? Do you push and pull any of them?
2. We designed and made a toy last week. Complete the activity sheet 5.
3. What could you add to your design to make it better?
4. Complete activity sheet 7



Ask someone in your family to play with you.

Cut out the number cards and spread them out on the floor.

Count forwards and jump from 1-10  
 Count backwards and jump from 10-1

Optional: Pick a number for each other and see if they can find the number and jump on it.

2. Using pegs, practice hanging clothes outside.
3. Using thin sticks or leaves, practice putting them into a bottle.
4. Look at the template and make a pirate hat!



## Monday—Morning Routine

Colour in the letters and flowers. Cut along the dotted lines and rearrange the pictures by ordering them in the days of the week. What is the word?





## Monday—Grammar

**Noun** – a noun is person, a place, a thing or and idea i.e. cat, dad, bed

**Adjective** – an adjective describes the noun i.e. big, red, tall

**Action Verb** – what my body can do, what my mind can think, and what my heart can feel (doing word) i.e. sat, went, run

**Instructions** – Read the words in the table at the bottom. Cut the words out and sort them into nouns, adjectives, or action verbs. Glue them in the correct box.

Nouns	Adjectives	Action Verbs

dog	pink	cop
jump	happy	clap
sing	little	shop




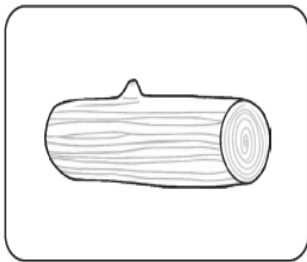




Monday – Phonological Awareness




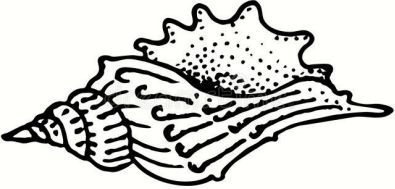

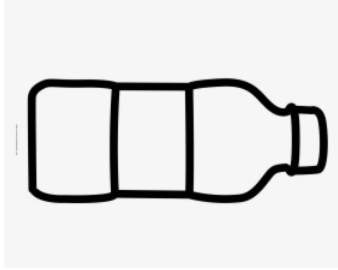


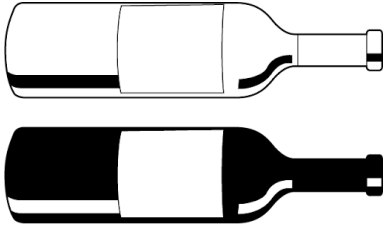
*Rhyming Words*

*Say each word and colour the picture that rhymes with the word in the box*



Plural- We add 's' to show more than one.

Write the correct word for each picture. Be careful some are plurals and some are not. The first ones are complete.

 <p>..... apple</p>	 <p>..... apples</p>	 <p>.....</p>
 <p>.....</p>	 <p>.....</p>	 <p>.....</p>
 <p>.....</p>	 <p>.....</p>	 <p>.....</p>

Have a go at drawing and spelling a word that shows more than one.

# Twinkle

Name: \_\_\_\_\_

Twinkle twinkle little

# little star

How I wonder what you



Up above the world so

Like a diamond in the

are.

sky.

high.

spider.

star.



Use the 10 frame on this page for your Maths activities on Tuesday, Wednesday, Thursday and Friday

**Top row**

Always start in the top row, on the left then move to the bottom row


**Bottom row**

Cut these numbers out to help you with your maths this week

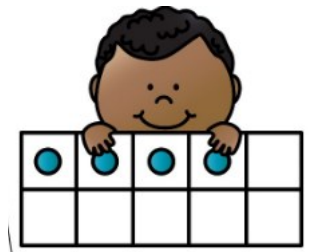
1	2	3	4	5
6	7	8	9	



Use this page to practice drawing your 10 Frames

**What is a 10 frame?**

A ten frame has 10 spaces. It has 5 spaces in the top row and 5 spaces in the bottom row.



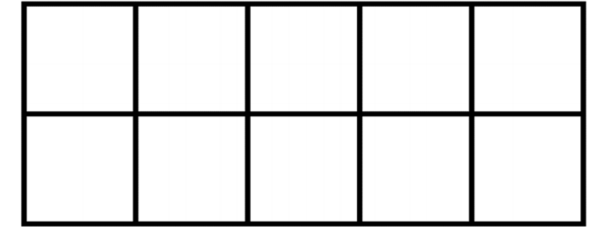
**How to draw a 10 frame:**



Start by drawing a rectangle



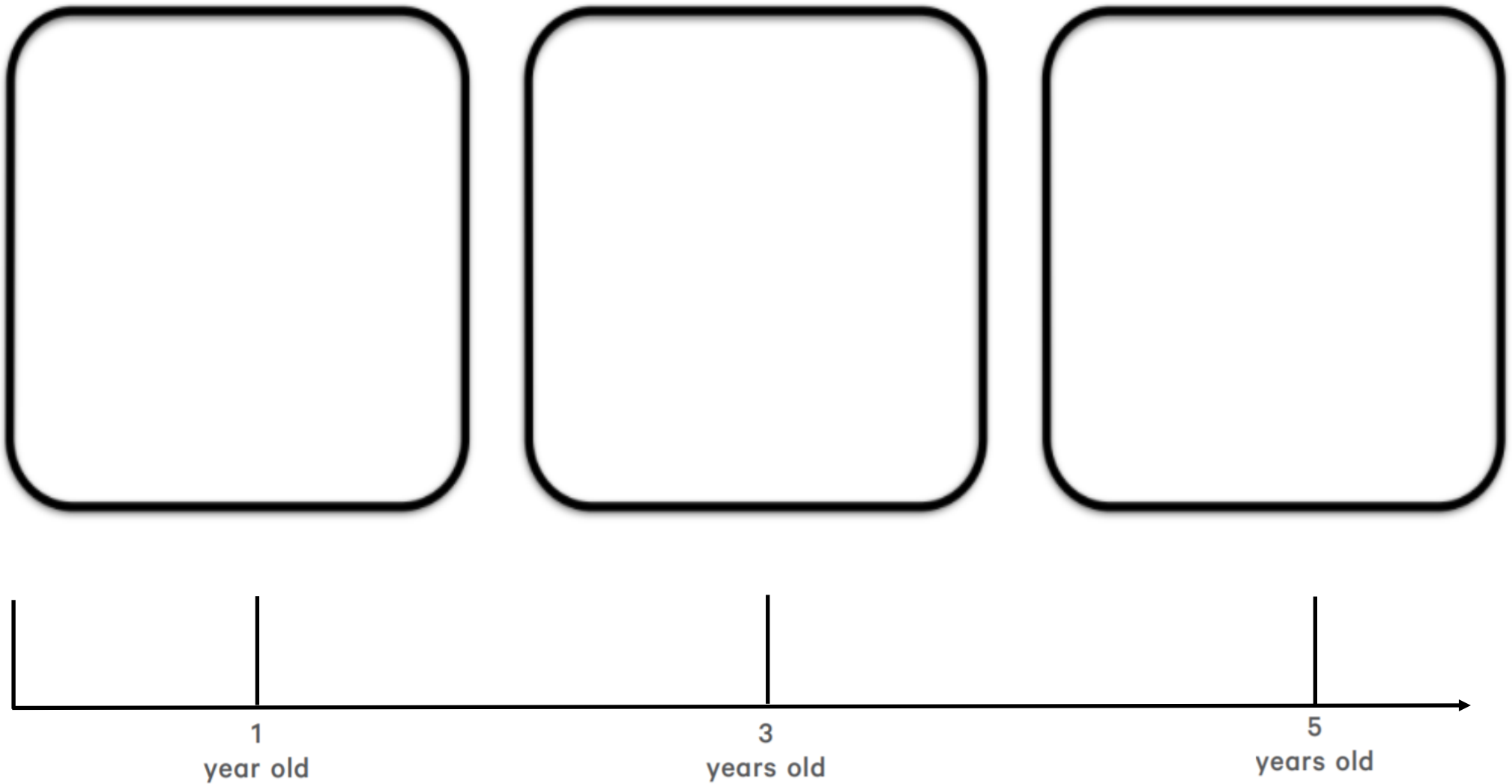
Draw a line that goes across the middle to the 10 frame.



Draw 4 lines going down.  
Make sure the lines are spread out, and not bunched up together.

Use this space to have a go at drawing your own 10 frames

6 Draw the things you could do on the timeline.





## Tuesday—Morning Routine

Trace over the dotted lines at the top of the calendar to write the month. Fill in the numbers in the boxes to complete the calendar. The first and last day of the month have been done for you. Mark today's date by putting a cross in the box.

September						
SUN	MON	TUE	WED	THU	FRI	SAT
			1			
				30		

Tuesday—Grammar

*Noun* - a noun is person, a place, a thing or and idea i.e. cat, dad, bed

*Action Verb* - what my body can do, what my mind can think, and what my

Look at the picture below. Colour in the actions verbs blue and the nouns red.



Tuesday- Phonics


Cut out and glue the graphemes to make words that match the pictures.



--	--	--



--	--	--	--



--	--	--



--	--	--

-----

d	sh	e
---	----	---

o	m	th
---	---	----



a	sh	c
---	----	---







m	a	ch	p
---	---	----	---



## Tuesday – Phonological Awareness

Have a look at the animals. Say the word, clap out the syllables and paste them in the correct column.

1 syllable 	2 syllables 

<p><b>dog</b></p> 	<p><b>panda</b></p> 	<p><b>cat</b></p> 
<p><b>chicken</b></p> 	<p><b>rabbit</b></p> 	<p><b>pig</b></p> 



## Persuasive Writing

**L.I: We are learning to write to persuade.**


Today you will be writing why **fruit** is the best. Use the space below to write your persuasive text.

**Success Criteria:**

- Title
- Three sentences
- Adjectives

Before you start, say the Handwriting chant:

1,2,3,4 Are my feet flat on the floor?  
5,6,7,8 Is my back up nice and straight?  
9,10,11,12 This is how my pencil's held.



Handwriting practice row for uppercase letter G. It features a dashed top and bottom border, a solid middle line, and a solid bottom line. On the left, there is a grey cartoon mouse sitting on the bottom line. To its right is a large, hollow uppercase letter 'G' that spans from the middle line to the bottom line.

Handwriting practice row for lowercase letter g. It features a dashed top and bottom border, a solid middle line, and a solid bottom line. On the left, there is a grey cartoon mouse sitting on the bottom line. To its right is a large, hollow lowercase letter 'g' that spans from the middle line to the bottom line.

Handwriting practice row for uppercase letter J. It features a dashed top and bottom border, a solid middle line, and a solid bottom line. On the left, there is a grey cartoon mouse sitting on the bottom line. To its right is a large, hollow uppercase letter 'J' that spans from the middle line to the bottom line.




Handwriting practice row for lowercase letter j. It features a dashed top and bottom border, a solid middle line, and a solid bottom line. On the left, there is a grey cartoon mouse sitting on the bottom line. To its right is a large, hollow lowercase letter 'j' that spans from the middle line to the bottom line.

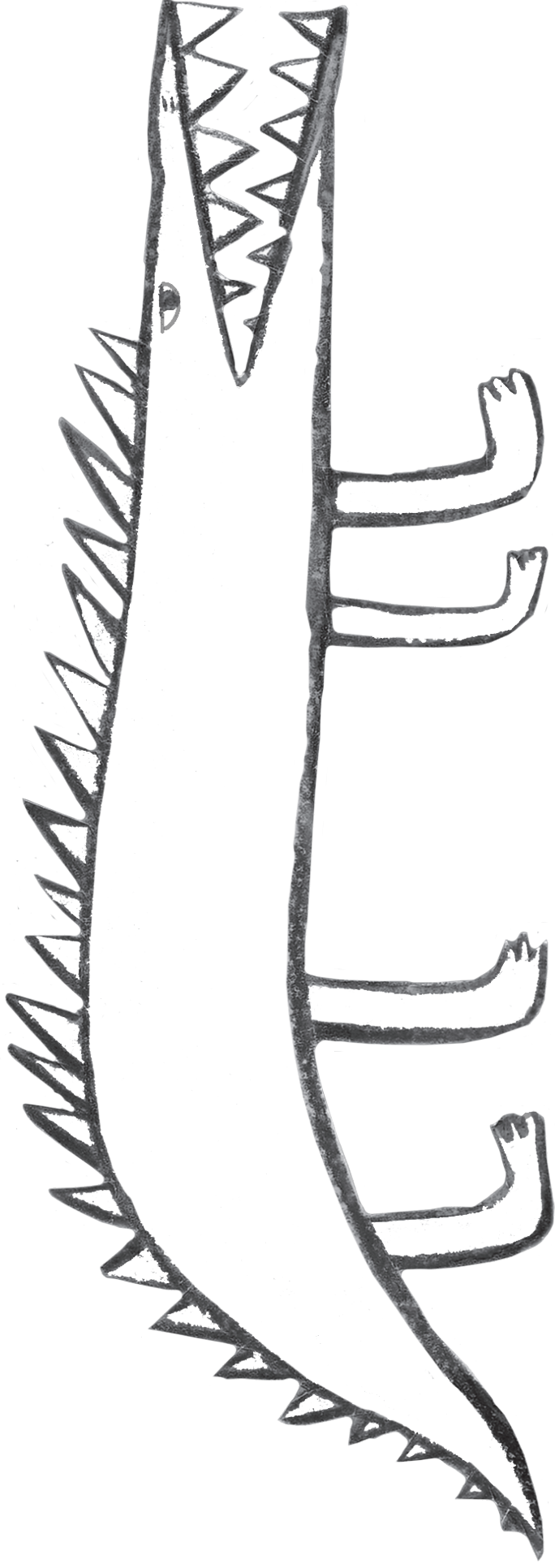
Handwriting practice row for uppercase letter V. It features a dashed top and bottom border, a solid middle line, and a solid bottom line. On the left, there is a grey cartoon mouse sitting on the bottom line. To its right is a large, hollow uppercase letter 'V' that spans from the middle line to the bottom line.

Handwriting practice row for lowercase letter v. It features a dashed top and bottom border, a solid middle line, and a solid bottom line. On the left, there is a grey cartoon mouse sitting on the bottom line. To its right is a large, hollow lowercase letter 'v' that spans from the middle line to the bottom line.



Use the 10 frame in the learning pack to help you with your investigation today. Pick a up a number, look at the number and place your small objects on to the 10 frame. Remember to fill your 10 frame from the top row on the left, then the bottom row on the left. Draw your investigation in the boxes below. You will also have to draw your own 10 frames today.





## Yirrikipayi (Crocodile)

Language: Tiwi

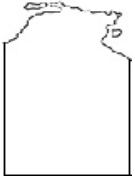
Wednesday—Morning Routine

Draw a line from the state or territory to their capital city.



Victoria

Canberra



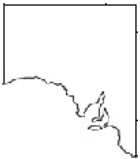
Northern Territory

Perth



Australian Capital  
Territory

Sydney



South Australia

Brisbane



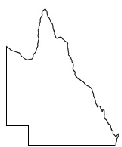
Western Australia

Hobart



New South Wales

Adelaide



Queensland

Darwin



Tasmania

Melbourne

## Wednesday—Grammar

Every sentence has a subject and a predicate.

Subject is who or what the sentence is about. It is the noun in the sentence i.e. the cat, the shops etc.

Predicate gives us more information about the subject. The predicate contains the verb i.e. is happy, are open etc.

Instructions: Cut out the subjects and the predicates from the table below. Place them in the correct boxes and read the sentence (do not glue them in the boxes). Mix and match the subjects and the predicates to create sentences. If the sentence makes sense, have a go at writing it on a piece of paper.

Subject

Predicate

Subject

The bottle

The jam

The apple

Tom

Mum

Subject

is in the jar.

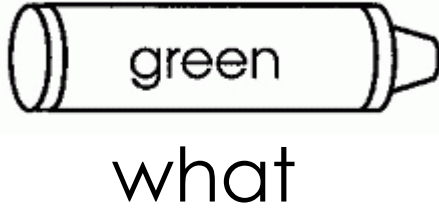

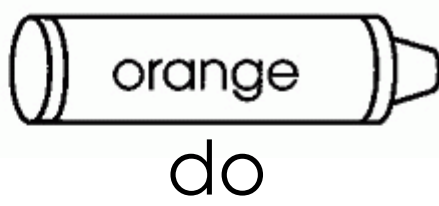
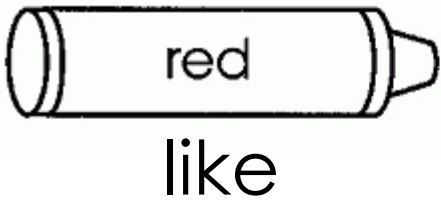
is red and crunchy,

had a sip of his drink

is going to get milk.

is empty.

Find the camera words and colour them in.



like	says	do	like
going	what	give	says
do	going	like	give
says	what	going	like
give	says	give	do

Wednesday – Phonological Awareness

Say the name of each picture. Write the missing middle sound.

**r**

**j**

**v**

**b**

**l**

**d**



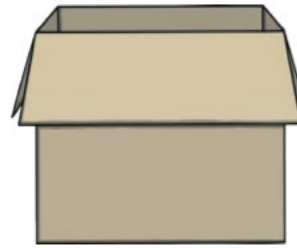
**g**



**n**



**x**



**g**



## Persuasive Writing

**L.I: We are learning to write to persuade.**

Today you will be writing why **vegetables** are the best. Use the space below to write your persuasive text.

**Success Criteria:**

- Title
- Three sentences
- Adjectives

L.I: We are learning about friends of 10

The numbers have been chosen for you today. In the bottom row, you will need to draw your own ten frame to investigate. Have a look at the number in each box, draw the correct amount of counters onto the 10 frame. Remember to start from the top row, from the left then the bottom row, on the left.

8


How many counters in the **top** row? \_\_\_\_\_  
 How many counters in the **bottom** row? \_\_\_\_\_  
 How many counters altogether? \_\_\_\_\_

6


How many counters in the **top** row? \_\_\_\_\_  
 How many counters in the **bottom** row? \_\_\_\_\_  
 How many counters altogether? \_\_\_\_\_

Draw your own 10 frame to work out the answer

7

How many counters in the **top** row? \_\_\_\_\_  
 How many counters in the **bottom** row? \_\_\_\_\_  
 How many counters altogether? \_\_\_\_\_

9

Draw your own 10 frame to work out the answer

How many counters in the **top** row? \_\_\_\_\_  
 How many counters in the **bottom** row? \_\_\_\_\_  
 How many counters altogether? \_\_\_\_\_



**1**

**2**

**3**

**4**

**5**

**6**

**7**

**8**

**9**

**10**




# Thursday—Morning Routine

Colour in the pictures below. Cut out the pictures and glue them into the appropriate boxes.

Which season are we in? \_\_\_\_\_

Summer	Autumn
Winter	Spring





## Thursday —Grammar

Every sentence needs to begin with a capital letter and end with punctuation (a full stop).

Instructions: re-write the sentences so that they begin with a capital letter and end in with a full stop. After you have finished writing the sentence, draw a box around the subject and a box around the predicate.

dad said I can pat with the fluffy cat

---

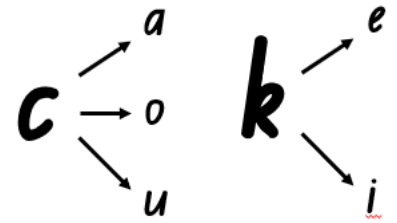
i am going to give mum a big hug

---

the little puppy is happy today

---





Write the words for each picture. Cut them out and sort them into friends of c and k.

c	k

<p>.....</p>	<p>.....</p>	<p>.....</p>
<p>.....</p>	<p>.....</p>	<p>.....</p>

cut camp cot kid kettle kill




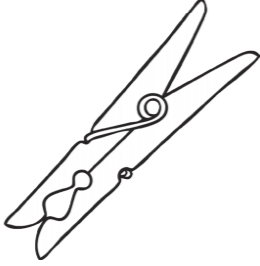


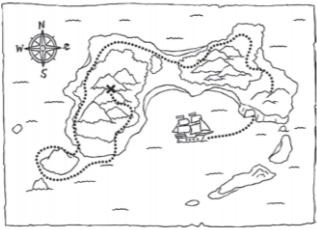
Thursday- Phonological Awareness


Ending sound


Say the word and fill in the missing letters


		
d	o	

		
p	e	

		
m	a	

		
h	o	

		
n	a	

		
l	e	

## Persuasive Writing

**L.I: We are learning to write to persuade.**


Today you will be writing why **desserts** are the best. Use the space below to write your persuasive text.

**Success Criteria:**

- Title
- Three sentences
- Adjectives

Before you start, say the Handwriting chant:

1,2,3,4 Are my feet flat on the floor?  
5,6,7,8 Is my back up nice and straight?  
9,10,11,12 This is how my pencil's held.



 *this*

 *this*

 *are*

 *are*

 *is*

 *is*

Use your number cards to help you with this activity. Pick a number card, write the number that you picked in the box. Draw that amount on the 10 frame. Remember to start in the top row on the left, then the bottom row on the left. How many more will you need to draw till fill the 10 frame? Write your numbers on the lines. You will have to draw your own 10 frame in the bottom row.


\_\_\_ and \_\_\_ is 10.  
 \_\_\_ and \_\_\_ are friends of 10.


\_\_\_ and \_\_\_ is 10.  
 \_\_\_ and \_\_\_ are friends of 10.

Draw your own 10 frame to work out the answer

\_\_\_ and \_\_\_ is 10.  
 \_\_\_ and \_\_\_ are friends of 10.


Draw your own 10 frame to work out the answer

\_\_\_ and \_\_\_ is 10.  
 \_\_\_ and \_\_\_ are friends of 10.


Thursday- Science

**5 Design Task: Self Evaluation**


Did I plan my toy carefully?



Can I push or pull my toy?



Can I push **and** pull my toy?



Thursday- Science

7


What is the design problem in these push or pull toys?  
What would you change to fix them?



---

---

---




---

---

---

## Friday —Morning Routine

Spring has sprung! It is Spring and flowers are beginning to bloom. To celebrate the change of season we are going to colour in a garden. Use the number to key to see which colour you need for each number.



**Friday—Grammar**

Instructions: Read the sentences below. Every sentence has a subject and a predicate. Draw a box around the subject and the predicate, circle the verb and underline the adjective and noun. Not all of the sentences have an adjective.

Example:

The cat	(sat)	on the	<u>soft</u>	<u>mat</u> .
---------	-------	--------	-------------	--------------

The big dog is going for run in the park.

I am going to have a yummy hot dog for lunch.

Write your own sentence. Try to include an adjective. Draw a box around the subject and the predicate, circle the verb and underline the adjective and noun. Try to include an adjective.

---

---




**Friday– Phonological Awareness**

Have a look at the pictures, say the name of the picture and think about the beginning sound. Draw a line from the picture to the beginning sound.

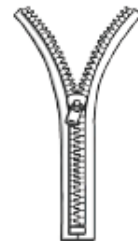
**z**



**c**



**k**



**j**



**r**



Friday—Phonics

Instructions— Read the sentences. Write the camera words from each sentence in the next box then draw a picture to match the sentence.

<i>Sentence</i>	<i>Camera Words</i>	<i>Picture</i>
<i>My pen is on the desk.</i>		
<i>A big frog swam in the cold pond.</i>		
<i>We are going to camp in a tent.</i>		
<i>Can she play in the band?</i>		
<i>I have the best lunch.</i>		

## Persuasive Writing

**L.I: We are learning to write to persuade.**

Today you will be writing why **toys** are the best. Use the space below to write your persuasive text.

**Success Criteria:**

- Title
- Three sentences
- Adjectives

You will be drawing your own 10 frames today. Pick a number card, write the number that you picked in the box. Draw your 10 frame and draw the amount onto the 10 frame. Remember to start in the top row on the left, then the bottom row on the left. How many more will you need to draw till fill the 10 frame?



\_\_\_ and \_\_\_ is 10.

\_\_\_ and \_\_\_ are friends of 10.



\_\_\_ and \_\_\_ is 10.

\_\_\_ and \_\_\_ are friends of 10.



\_\_\_ and \_\_\_ is 10.

\_\_\_ and \_\_\_ are friends of 10.



\_\_\_ and \_\_\_ is 10.

\_\_\_ and \_\_\_ are friends of 10.

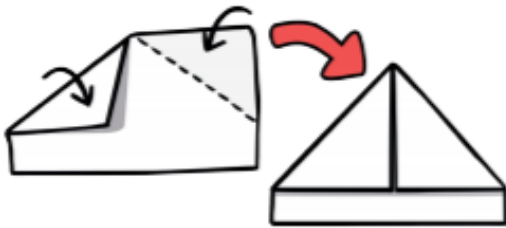
1 Use a large rectangular piece of paper or newspaper.



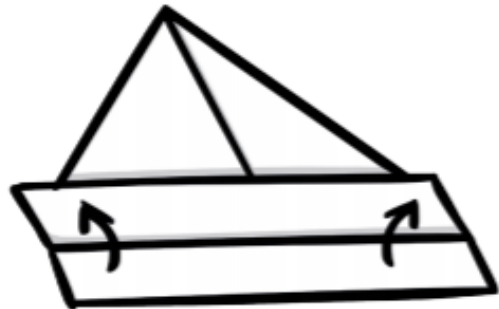
2 Fold the paper in half.



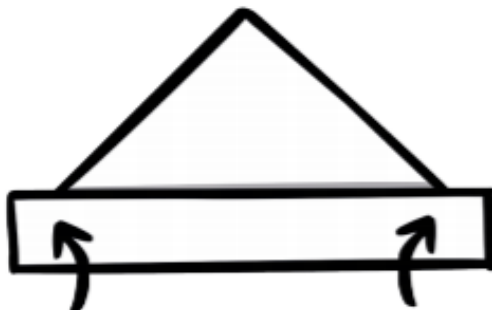
3 Fold over the top corners so they meet in the middle.



4 Lift up the front flap at the bottom and fold.



5 Flip the paper over and repeat.



6 Aarr! Your hat is ready to wear matey!



# Kindergarten English Specialist Home Learning Week 10

Colour the  in each box as you complete it.

## Phonemes

Read your phonemes every day.



s	c	t	g	m	p	o	a
r	d	h	f	l	b	u	i
v	z	y	j	v	w	n	e

Monday



Tuesday



Wednesday



Thursday



Friday



**Sentence Reading-** Read each sentence.

**Clap** the words in each sentence. **Draw** a picture to match.



Today is hot.

The jug was wet.

Dogs are fun.

The bed is in the van.

**Extension:** Write each sentence on a paper. Can you **circle** the camera words?

## End Sounds



Say each picture slowly. Match the picture to the end sound.



n



b



t



s

**Answer Key:**

s (bus), t (net), n (sun), b (cob)

**Extension:** Write the words to match the pictures above.



Look at the pictures. Say the words. Draw two pictures that rhyme.



hug



mop



rat

## Vocabulary

Sing along to the 'Fruit Song.'

Draw the fruits using the adjectives to help. Click the link below.


<https://www.youtube.com/watch?v=ouGsMV-rphw>



## Syllables

Find 10 toys in your home. Say the name of each toy. Clap and count the number of syllables you hear. Draw the items under the correct headings.



1 syllable	2 syllables	3 syllables	4 syllables
	<p><b>Example:</b></p>  <p>Teddy has 2 syllables, so I drew it in this box.</p>		



**Extension:** Click on the link below to play this online syllables game.  
<https://www.tinytap.com/activities/g181k/play/one-and-two-syllable-words>

# Mathematics Specialist Home Learning Week 10

Colour the 😊 in each box as you complete it.

## COUNTING

Count **forwards** to 30  
Count **backwards** from 20 to 0

Follow the link below to count along  
<https://youtu.be/fs60rraBhz4>

Can you count a collection of objects?  
How many tissue boxes and paper towels  
do you have in your home? **Count**, then  
**draw** a picture of your items. **Write** the  
number that shows how many you have  
counted.



**CHALLENGE**



Count all the towels 🧺 in your home.

Go for a walk down the street. Count the  
number of letterboxes you see.  
Ask an adult to help you read the  
numbers on each letterbox.



**THINK ALOUD**



Does the last number we say tell us  
**how many** there are? **Write** down the  
number that represents the total amount  
counted.

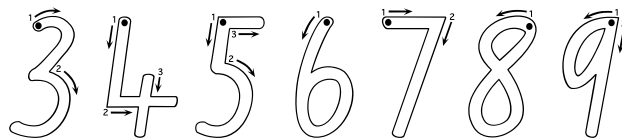
## NUMBER SEQUENCE

Fill in the missing numbers. 😊




## Formation

Watch this [video](#). Press pause after each  
number and have a go at writing your  
numbers with correct formation.  
Remember to start at the top dot and  
follow the arrows.



**Challenge:** Write numbers to 20. 😊

**SAY** the number aloud. **COLOUR** the  
correct number of scales  on each fish.





# Indigenous Literacy Day 2021



YouTube



**CLICK OR SCAN THIS LINK**

to view the virtual excursion.

<https://youtu.be/qEuzcIQd7vY>

**CLICK OR SCAN THIS LINK**

for some fun activities.



Activity Link

<https://www.sydneyoperahouse.com/schools/whatson-schools/>

[digitalclassroomexperiences/2021/indigenous-literacy-day.html](https://www.sydneyoperahouse.com/schools/whatson-schools/digitalclassroomexperiences/2021/indigenous-literacy-day.html)

