
















## Year 2 Learning Grid—Week 10

<div>Reading</div> <div>Read your library book or a book you have at home for 15-20 minutes every day. Colour in a face for each day.</div> <table><tr><td>Monday</td><td>Tuesday</td><td>Wednesday</td><td>Thursday</td><td>Friday</td></tr><tr><td></td><td></td><td></td><td></td><td></td></tr></table> <div>Each day, complete a retell worksheet for one of the books you read that day.</div> <div>Pick one book and write down the words you found tricky on the flashcards worksheet. Have someone help you read those tricky words.</div> <div>Vocabulary—Park</div> <div>Read and write all the park vocabulary words in sentences (see attached worksheets).</div>	Monday	Tuesday	Wednesday	Thursday	Friday						<div>Phonics / Writing</div> <div>Practise writing your camera words and words you can make with your phonemes.</div> <div>Phonemes</div> <div>oi oy ouy (see attached list for ideas)</div> <div>Camera words</div> <div>Read and write all of your camera words (see attached list)</div> <div>E.g. The ocean waves were rough.</div> <div>Writing</div> <div>Write a recount based on the stimulus page for each day.</div>	<div>Mathematics</div> <div>Pick 2 numbers to add or subtract on a number line at your level.</div> <div>Write down your friends of either 10, 20 or 100.</div> <div>Draw some 2D shapes that you can find around the house (square, rectangle, triangle, circle) and label any vertices, parallel lines, straight lines and curves lines.</div> <div>Complete the problem solving worksheet.</div>
Monday	Tuesday	Wednesday	Thursday	Friday								
												
<div>HSIE</div> <div>Log in to inquisitive and do the bookmarked lessons. The instructions are below:</div> <div>Log in to : <a href="http://inq.co/class/hsf">http://inq.co/class/hsf</a></div> <div>Enter the code : 6384</div> <div>Look through the lessons that are available.</div> <div>Review and complete lesson 3</div>	<div>Science</div> <div>Log in to inquisitive and do the bookmarked lessons. The instructions are below:</div> <div>Log in to : <a href="http://inq.co/class/hsf">http://inq.co/class/hsf</a></div> <div>Enter the code : 6384</div> <div>Complete lesson 2</div> <div>Additional Activity: Research what happens when you pour water on concrete and grass. Write down what happens.</div>	<div>Creative Arts / Physical Education</div> <div>Draw and colour different 2D shapes on paper. Cut them out and re-arrange them to make a pattern or design.</div> <div>Do 30 minutes of physical activity each day.</div> <div>See how many star jumps you can do!</div> <div>Do some Cosmic Kids Yoga: <a href="https://www.youtube.com/watch?v=iWowDC3x0hE">https://www.youtube.com/watch?v=iWowDC3x0hE</a></div>										

## Week 10 – Monday: Reading Retell Activity

Title: \_\_\_\_\_

Who is the story about?	Where is the story happening?
When is the story happening?	What is the story about?

What happens in the story?

First, \_\_\_\_\_

---

---

Next, \_\_\_\_\_

---

---

Then, \_\_\_\_\_

---

---

Finally, \_\_\_\_\_

---

---

Students write words that are difficult to read in each box.  
Cut them up and get them to practice reading the words.

## Week 10 - Monday Flashcards

[illegible]

**Morning Routine**  
**Week 10 – Monday**

Circle the adjective in each of these sentences (remember adjectives are words that describe people, places, things or feelings).

1. I went on the giant swing.
2. I quickly ate the delicious cake before my greedy brother got any.
3. My sister and I played on the plastic play equipment.

Write down some other adjectives you can think of:

---

---

---

---

---

---

---

---

---

Morning Routine Week 10 – Monday

Practice spelling the days of the week

Sunday						
Monday						
Tuesday						
Wednesday						
Thursday						
Friday						
Saturday						

**Morning Routine**  
**Week 10 – Monday**

Label the state and territories on the map of Australia.

New South Wales	Australian Capital Territory	Victoria
Queensland	Western Australia	South Australia
Northern Territory	Tasmania	



## Unit 2 – oi oy

Target Representations	
oi	oy
oil	boy
oilcan	toy
boil	joy
coil	soy
coin	coy
join	employ
soil	destroy
foil	annoy
point	enjoy
boiling	royal
spoil	soya
spoil	annoying
toil	royalty
toilet	joyful
loin	ploy
groin	loyal
void	decoy
joint	alloy
avoid	envoy
moist	toyshop
poison	boycott
appointment	oyster
hoist	
pointing	
avoiding	
pointless	
doily	
appoint	
Extension Representations	
uoy	
buoy	

## Camera words List

Unit 15	Unit 16
enough rough tough trouble double height	island front sword wolf sew hour




# Week 10- Monday      oi   oy   ouy




## INSTRUCTIONS

Read the words in the star box. Find the pictures that match the words and colour them in.  
Do not colour in a picture if there is no word to match.




coil	robot	boy	spoil	cowboy
toyshop	toilet	toy	ploy	oilcan
moist	poison	royal	coin	berry
foil	crab	avoid	soya	soil


Week 10- **Monday**




## Caught on Camera!



1. Read the camera word.
2. Write down the camera word.
3. Use the camera word in a sentence. Don't forget to begin with a capital letter and use end punctuation.



---



---

## Park

Your job is to recount a special day you have experienced at the **park** which may have a playground, slides and bikes.





### Think about:

- ✓ Title
- ✓ Orientation (when, who and where?)
- ✓ Sequence of events (What happened?)
- ✓ Conclusion (How did I feel?)

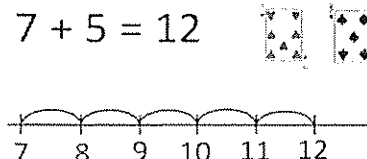
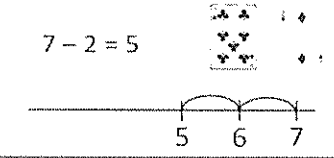
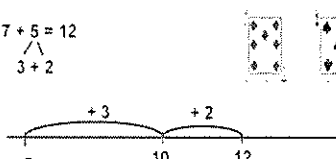

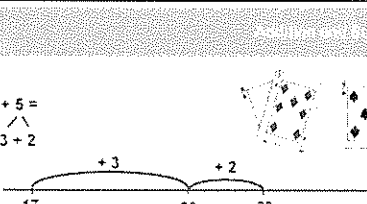
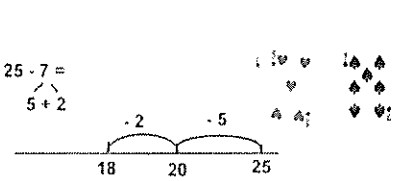
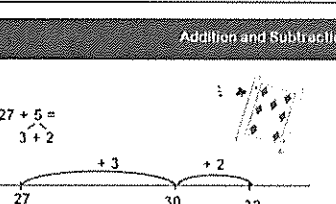
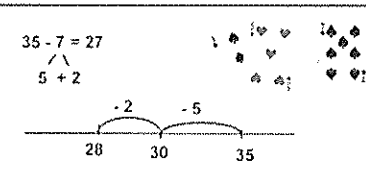
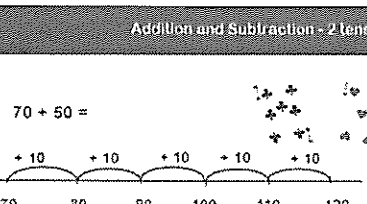
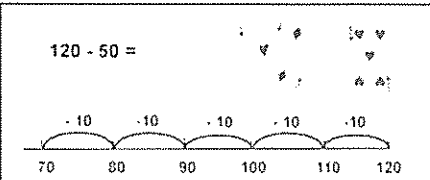
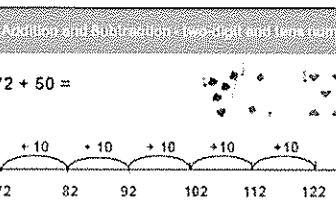
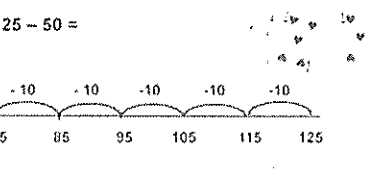
Remember to:

- Plan your writing before you begin
- Write in sentences
- Check you spelling and punctuation
- Start a new paragraph for each new idea
- Check and edit your writing when you are finished

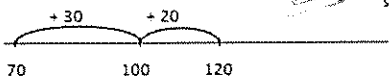


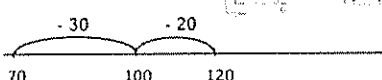
# Monday / Tuesday Activities Wk. 10& 11- Addition and Subtraction Levels

1. Have a look at the maths levels below and remind yourself which level you are working at.

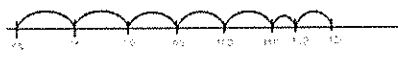
Addition and Subtraction - by 1's using a number line	Addition and Subtraction - bridging to 10
<p><math>7 + 5 = 12</math></p>  <p><math>7 - 2 = 5</math></p> 	<p><math>7 + 5 = 12</math></p>  <p><math>12 - 5 = 7</math></p> 
<p><math>17 + 5 =</math></p>  <p><math>25 - 7 =</math></p> 	<p><math>27 + 5 =</math></p>  <p><math>35 - 7 = 27</math></p> 
<p><math>70 + 50 =</math></p>  <p><math>120 - 50 =</math></p> 	<p><math>72 + 50 =</math></p>  <p><math>125 - 50 =</math></p> 

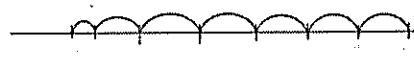
### Addition and Subtraction - two-digit and tens number using partitioning

$70 + 50 =$   
 $30 + 20$   



$120 - 50 =$   
 $30 + 20$   



### Addition and Subtraction - 2 two-digit numbers using partitioning

$68 + 58 =$   


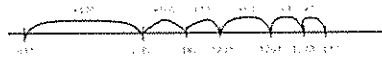
$126 - 58 =$   


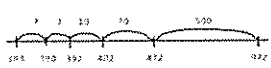
### Addition and Subtraction - 2 two-digit numbers using place value

$78 + 58 =$   


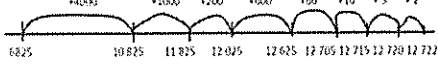
$126 - 58 =$   


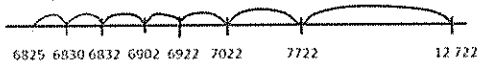
### Addition and Subtraction - three digit numbers using place value

$682 + 589 = 1271$   
 $400 + 100 + 20 + 60 + 8 + 1$   


$972 - 589 = 383$   
 $70 + 10 + 2 + 7$   


### Addition and Subtraction - four digit numbers using place value

$6825 + 5897 =$   
 $4000 + 1000 + 200 + 600 + 80 + 10 + 5 + 2$   


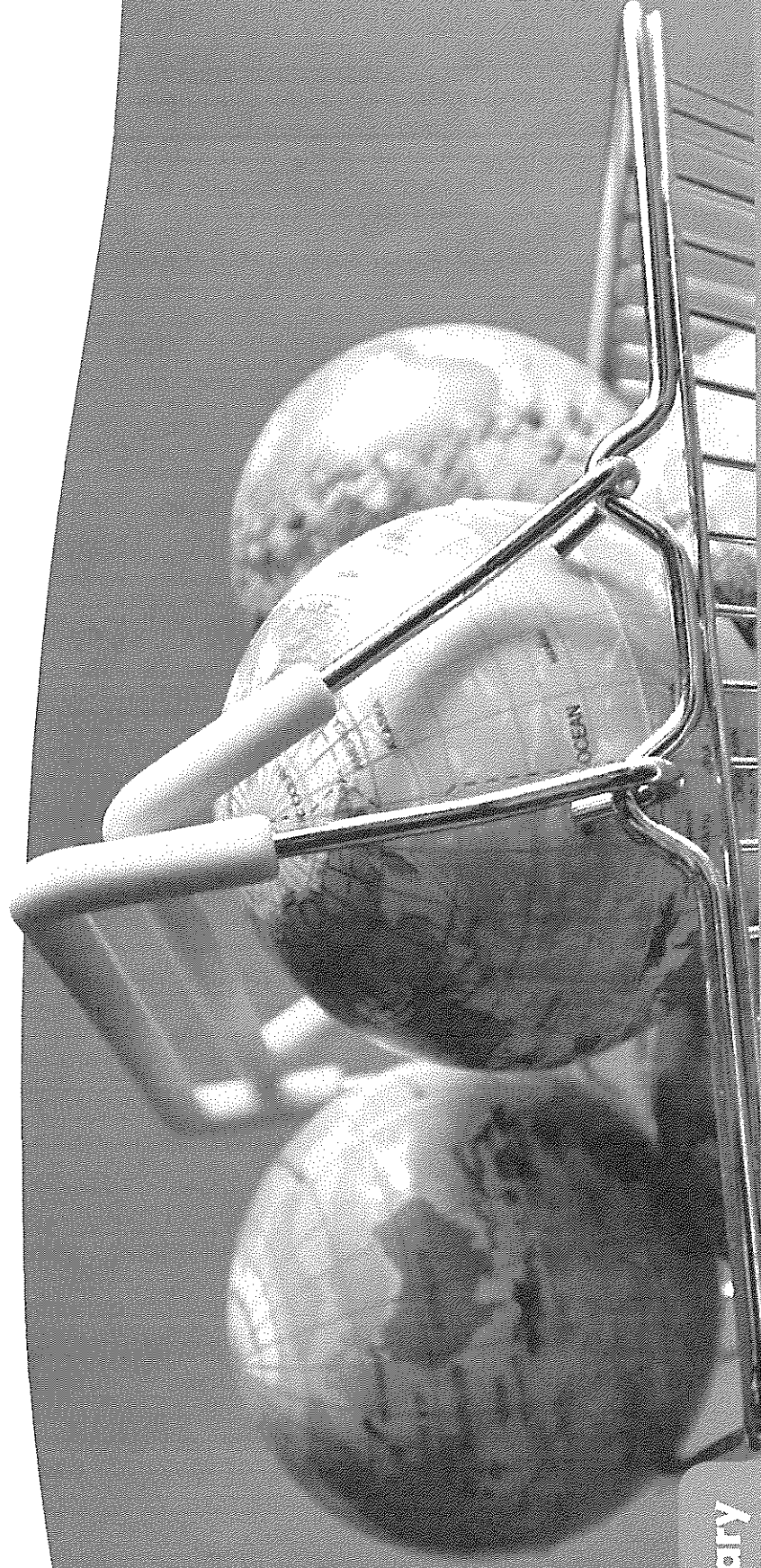
$12722 - 5897 =$   
 $5000 + 700 + 100 + 20 + 70 + 2 + 5$   


2. Use play cards to make up number sentences and solving using your strategy. Look at the next page for number sentences below to get you started ☺

$7+8=$	$14-9=$
$17+7=$	$23-8=$
$45+8=$	$62-6=$
$80+50=$	$120-70=$
$45+60=$	$125-50=$
$78+65=$	$43-23=$
$345+122=$	$432-55=$

Refer to Inquisitive website

## How do we use Earth's natural resources?



### Vocabulary

use   resources   natural   made   flow chart   everything   something   sand  
glass   plastic   paper   trees   investigation   ingredient



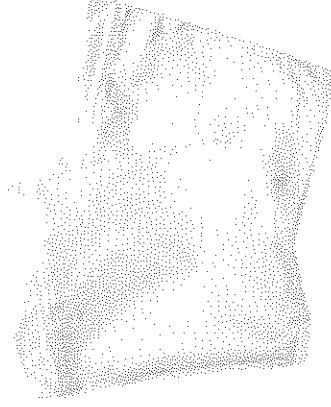


## Materials needed

## INVESTIGATION PAGE 3

## How to make ice cream in a bag


- 1 Medium zip lock bag
- 300ml of cream
- 2 tablespoons of caster sugar
- 1 tablespoon of cocoa or 1 teaspoon of vanilla essence
- 1 Large zip lock bag
- 2 trays of ice cubes
- 6 tablespoons of rock salt
- Tea towel or oven mitts

 Investigation organiser




We may buy things from the shops, but everything we get comes from Planet Earth. The food we eat, the clothes we wear and the houses we live in, all come from natural resources.

- 1 Read the boy's words. Is he right? Where does ice cream come from? Have a class chat.



My favourite food to eat is ice cream.



I think it comes from the supermarket freezer.

- 2 Watch the video *How to make ice cream in a bag*.

Make your own ice cream in a bag.

- Record your investigation using the organiser.

- 3 As a class, talk about the ingredients you used to make ice cream. Identify which natural resources you think they came from.




- 4 Read the eBook *Everything Comes from Something*.

- 5 Look around at things you use in your classroom.

Ask the question:

*Where do they come from?*

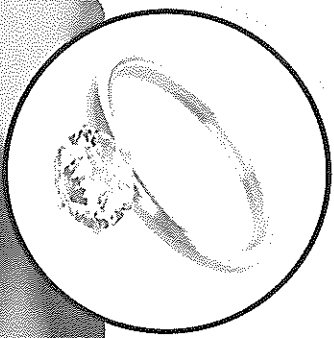






quisitive

**6** Buddy up to play **word tag**. Take turns to list things we use and where you think they come from. The word bank and pictures will help you.

Word bank	
Soil	Sand
Plants	Animals
Rocks	Minerals
Water	Air

Glass is made from sand.  
Tag, your turn!

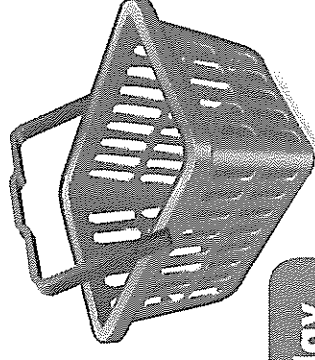
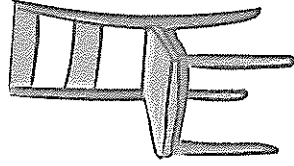


How many different things did you think of?

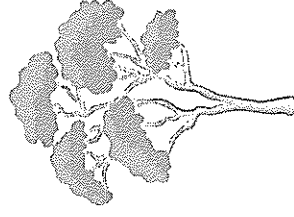


7

Fill the shopping basket. Draw and label something you play with, you eat and you wear. Think of the natural resources used to make your objects.

**Use**

Wooden chair



Tree

**Play****Eat****Wear**



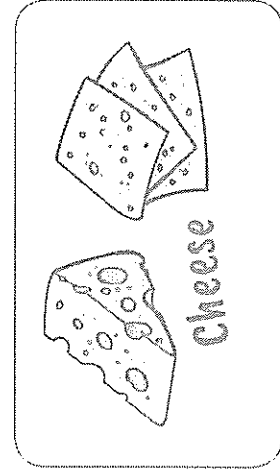
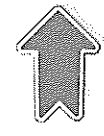
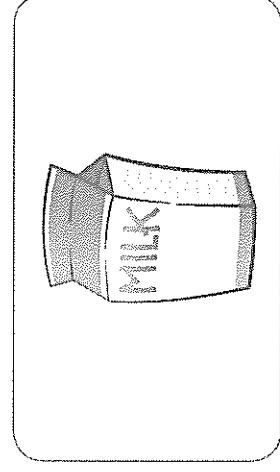
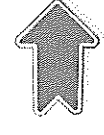



8



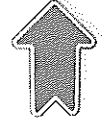

Complete the flowcharts showing how we use Earth's resources.  
Draw and label the missing steps.

A **flowchart** shows how things are connected.




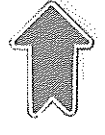
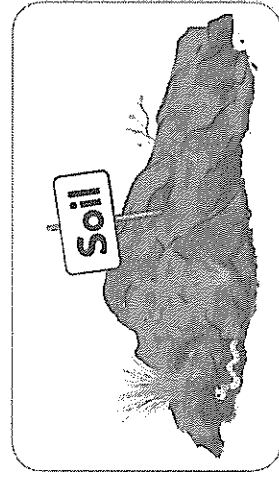
1



2



3


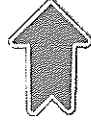





9

Create your own flowchart showing how something we use comes from Earth's resources.


Choose a natural resource to start with,  
e.g. rocks, water, minerals, soil.



Look in books  
or on the internet  
to find out  
information.

**10**

How are people a natural resource?  
Draw and describe your thoughts below.





## Week 10 – Tuesday: Reading Retell Activity

Title: \_\_\_\_\_

Who is the story about?	Where is the story happening?
When is the story happening?	What is the story about?

What happens in the story?

First, \_\_\_\_\_

---

---

Next, \_\_\_\_\_

---

---

Then, \_\_\_\_\_

---

---

Finally, \_\_\_\_\_

---

---

# Phrases and Short Sentences for Repeated Reading Practice

## **FIRST 100 WORDS**

These phrases contain the first 100 words from the Fry Instant Word List (1980), which represent 50 percent of all the words children encounter in elementary school reading. Repeated reading of a few phrases per week gives students practice reading high-frequency words and developing fluency and general proficiency. These phrases may be written on sentence strips, transparencies, or on a chart for use in literacy center or small group instructional setting.

The people	Look for some people.	Write it down.
By the water	So there you are.	Who will make it?
You and I	A long time	What will they do?
He called me.	Have you seen it?	We had their dog.
What did they say?	One more time	When would you go?
No way	All day long	A number of people
One or two	It's about time.	How long are they?
More than the other	Up in the air	Come and get it.
How many words?	Which way?	Part of the time
This is a good day.	He has it.	Can you see?
Sit down.	If we were older	Now and then
But not me	It's no use.	Go find her.
Not now	With his mom	At your house
From my room	As big as the first	It's been a long time.
Will you be good?	When will we go?	Give them to me.
Then we will go.	From here to there	Now is the time.
An angry cat	More people	May I go first?
Write your name.	Go down.	This is my cat.
That dog is big.	Did you like it?	Get on the bus.
Two of us	When did they go?	Did you see it?
The first word	She said to go.	How did they get it?
I like him.	Each of us	Number two
Out of the water	What are these?	Look up.
We were here.	There was an old man.	All or some
Could you go?	It may fall down.	A long way to go
We like to write.	See the water	For some of your people
Into the water	But not for me	The other people

Week 10 – Reading  
Park Vocabulary Find-A-Word

f	s	h	x	d	g	r	a	d	l
p	l	a	y	g	r	o	u	n	d
g	i	b	s	f	c	b	h	y	q
a	d	i	a	z	s	d	a	d	p
r	e	t	j	h	c	n	e	b	a
d	k	a	i	s	g	a	r	d	t
e	r	t	t	p	a	r	k	t	h
n	s	w	i	y	s	w	i	n	g

playground	slide	bench
garden	swing	path
habitat		

Can you find the secret park word?

**Morning Routine**  
**Week 10 – Tuesday**

Circle the adjective in each of these sentences (remember adjectives are words that describe people, places, things or feelings).

1. He saw a tiny dog eating from my special plate.
2. The fluffy cat meowed loudly at the strange spider.
3. The people cheered loudly for the talented soccer players.

Write down some other adjectives you can think of:

---

---

---

---

---

---

---

---

---

Morning Routine Week 10 – Tuesday

Practice spelling the days of the week

Sunday						
Monday						
Tuesday						
Wednesday						
Thursday						
Friday						
Saturday						

**Morning Routine**  
**Week 10 – Tuesday**

Label the state and territories on the map of Australia.

New South Wales	Australian Capital Territory	Victoria
Queensland	Western Australia	South Australia
Northern Territory	Tasmania	




Week 10- **Tuesday**


oi oy ouy





# INSTRUCTIONS


Unscramble the letters to make the word in the picture. Write the word on the lines.

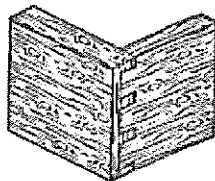
	oy
	b
_____	


	d
	e
	oy
	s
	t
	r
_____	


	p
	t
	oi
	n
_____	


	oi
	c
	n
_____	

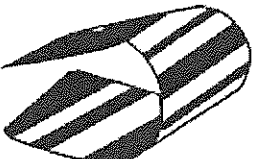
	l
	oi
	l
	e
	t
_____	


	n
	oi
	j
	t
_____	


	l
	oi
	s
_____	


	s
	t
	oy
	e
	r
_____	


	oy
	r
	a
	l
_____	

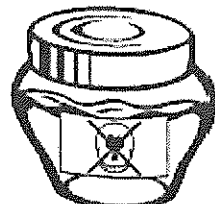
	l
	oi
	f
_____	


	oi
	l
	c
_____	

	l
	oi
_____	


	c
	a
	n
	l
	oi
_____	

	oy
	t
_____	

	n
	oi
	p
	o
	s
_____	



## Caught on Camera!



1. Read the camera word.
2. Write down the camera word.
3. Use the camera word in a sentence. Don't forget to begin with a capital letter and use end punctuation.



---




---



# Water Park

Your job is to recount a special day you have experienced at the **water park** which may have water slides and water fountains.




## Think about:

- ✓ Title
- ✓ Orientation (when, who and where?)
- ✓ Sequence of events (What happened?)
- ✓ Conclusion (How did I feel?)

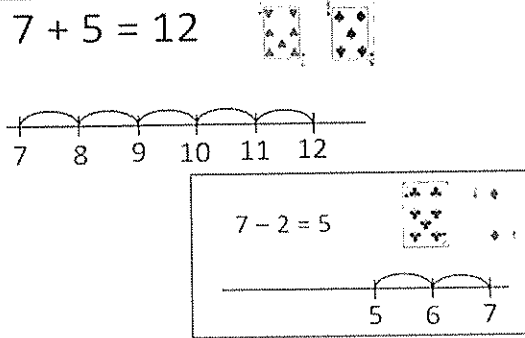
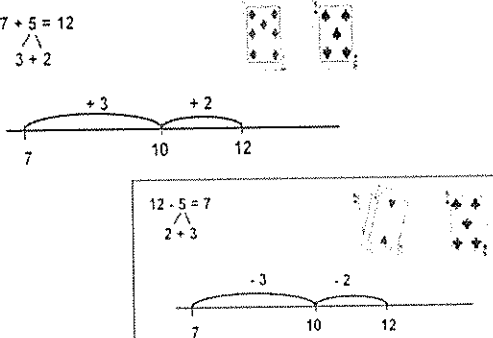
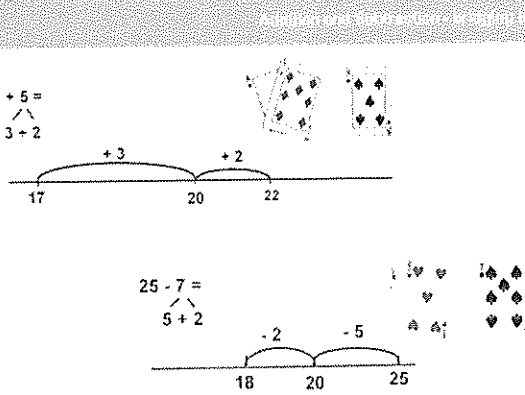
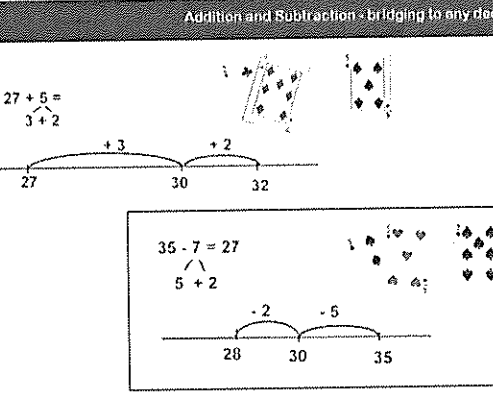
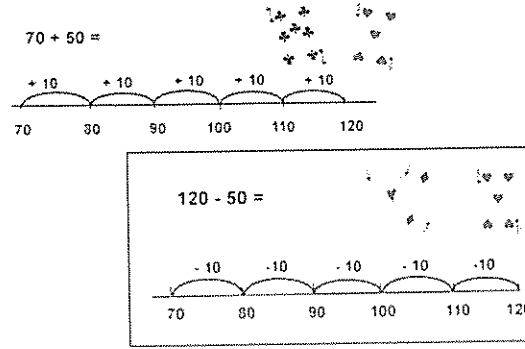
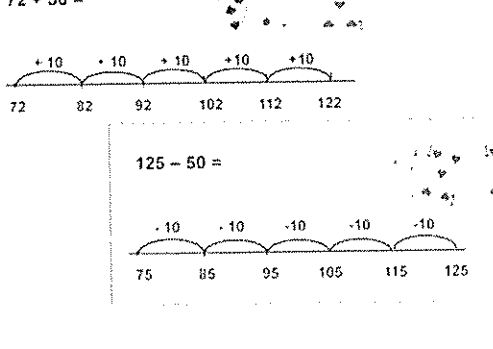
Remember to:

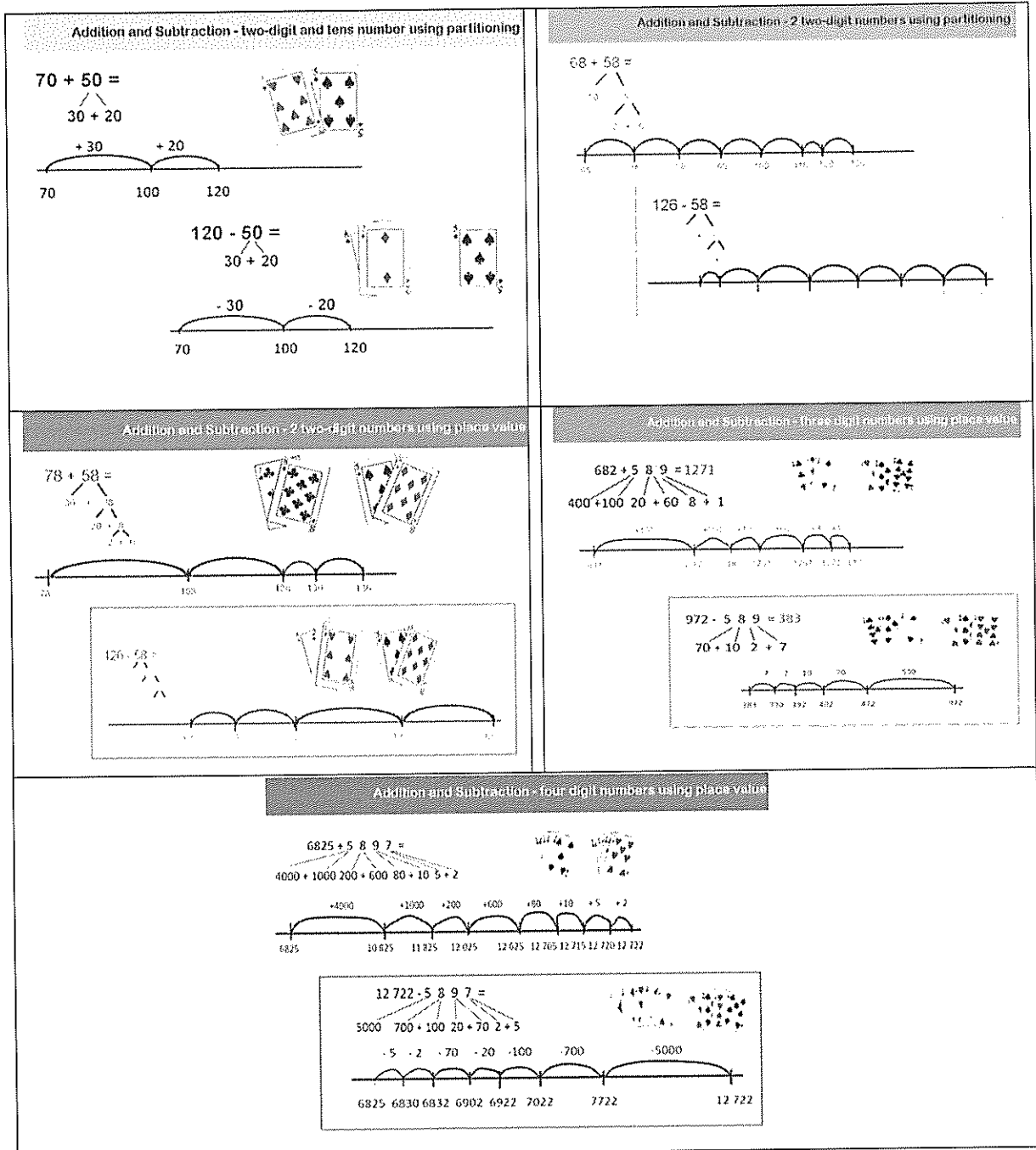
- Plan your writing before you begin
- Write in sentences
- Check you spelling and punctuation
- Start a new paragraph for each new idea
- Check and edit your writing when you are finished



# Monday / Tuesday Activities Wk. 10- Addition and Subtraction Levels

1. Have a look at the maths levels below and remind yourself which level you are working at.

Addition and Subtraction - by 1's using a number line	Addition and Subtraction - bridging to 10
<p><math>7 + 5 = 12</math></p> 	<p><math>7 + 5 = 12</math></p> 
<p><math>17 + 5 =</math></p> 	<p><math>27 + 5 =</math></p> 
Addition and Subtraction - 2 tens numbers counting by 10's	Addition and Subtraction - two-digit and tens number counting on the decades
<p><math>70 + 50 =</math></p> 	<p><math>72 + 50 =</math></p> 



2. Use play cards to make up number sentences and solving using your strategy. Look at the next page for number sentences below to get you started 😊

$7+8=$	$14-9=$
$17+7=$	$23-8=$
$45+8=$	$62-6=$
$80+50=$	$120-70=$
$45+60=$	$125-50=$
$78+65=$	$43-23=$
$345+122=$	$432-55=$



4

Do a Google search for your local area (suburb, town or city).

Choose one event from the past and write about it or draw it.

5

Is it a natural, cultural or sporting event?

Is it a discovery or something different?


6

Why is it important?

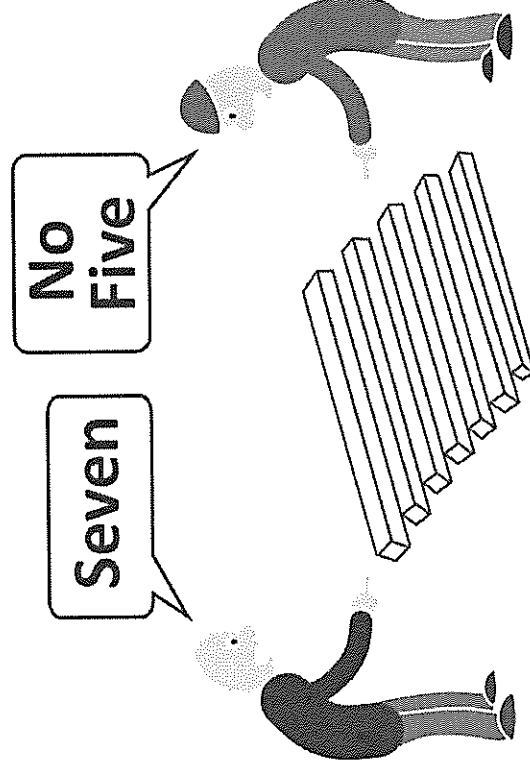


7

Look at these pictures about perspective.



“Sometimes it’s good to get a different perspective.”



What do you think perspective is?

Why do you think perspective might be important when looking at the past?



8

There were more than 2000 bushrangers in Australia's past. Do you think the places they came from should remember them and tell their story?

What I think

Why I think that

## Week 10 – Wednesday: Reading Retell Activity

Title: \_\_\_\_\_

Who is the story about?	Where is the story happening?
When is the story happening?	What is the story about?

What happens in the story?

First, \_\_\_\_\_

---

---

Next, \_\_\_\_\_

---

---

Then, \_\_\_\_\_

---

---

Finally, \_\_\_\_\_

---

---



Students write words that are difficult to read in each box.  
Cut them up and get them to practice reading the words.

## Week 10 - Wednesday Flashcards

[illegible]

**Morning Routine**  
**Week 10 – Wednesday**

Add some adjectives to each of these sentences (remember adjectives are words that describe people, places, things or feelings).

1. I went on the \_\_\_\_\_ swing.
2. I quickly ate the \_\_\_\_\_ cake before my  
\_\_\_\_\_ brother got any.
3. My sister and I played on the \_\_\_\_\_ play equipment.

Write down some other adjectives you can think of:

---

---

---

---

---

---

---

---

---

Morning Routine Week 10 – Wednesday

Practice spelling the days of the week

Sunday						
Monday						
Tuesday						
Wednesday						
Thursday						
Friday						
Saturday						

**Morning Routine**  
**Week 10 – Wednesday**

Draw the states and territories and label the state and territories on the map of Australia.

New South Wales	Australian Capital Territory	Victoria
Queensland	Western Australia	South Australia
Northern Territory	Tasmania	



Week 10- **Wednesday**      oi   oy   ouy




### INSTRUCTIONS

Choose ten words from the box below and write a sentence for each. Then choose four sentences and draw a picture for each.

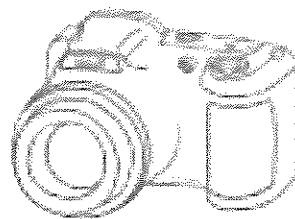
moist	toy	soya	loin	soil
spoil	oil	enjoy	hoist	ploy
annoy	royal	foil	toyshop	boy
loyal	joint	enjoy	joy	toilet

★

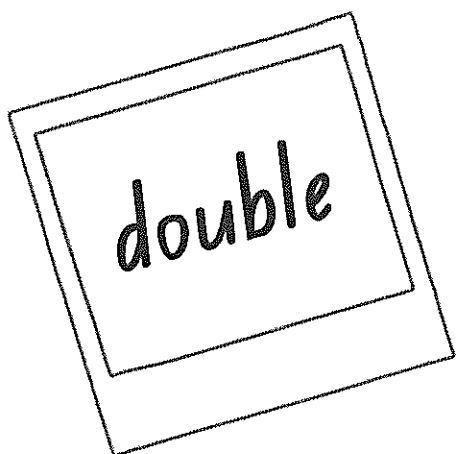
★




## Caught on Camera!



1. Read the camera word.
2. Write down the camera word.
3. Use the camera word in a sentence. Don't forget to begin with a capital letter and use end punctuation.




---



---

## National Park

Your job is to recount a special day you have experienced at the **National Park** which may have campgrounds, picnics or waterfalls.




### Think about:

- ✓ Title
- ✓ Orientation (when, who and where?)
- ✓ Sequence of events (What happened?)
- ✓ Conclusion (How did I feel?)

Remember to:

- Plan your writing before you begin
- Write in sentences
- Check you spelling and punctuation
- Start a new paragraph for each new idea
- Check and edit your writing when you are finished



## Week 10- Wednesday Friends of 10 and 20

Can you figure out the missing friend of 10 in each sentence?

$2 + \underline{\quad} = 10$

$3 + \underline{\quad} = 10$

$4 + \underline{\quad} = 10$

$1 + \underline{\quad} = 10$

$5 + \underline{\quad} = 10$

$6 + \underline{\quad} = 10$

$7 + \underline{\quad} = 10$

$9 + \underline{\quad} = 10$

$8 + \underline{\quad} = 10$

Use the ten frame below to help you!




## Friends of 20

Let's now try writing the missing friend of 20 in each sentence!

$11 + \underline{\quad} = 20$

$13 + \underline{\quad} = 20$

$15 + \underline{\quad} = 20$

$17 + \underline{\quad} = 20$

$19 + \underline{\quad} = 20$

$12 + \underline{\quad} = 20$

$14 + \underline{\quad} = 20$

$16 + \underline{\quad} = 20$

$18 + \underline{\quad} = 20$

$20 + \underline{\quad} = 20$

Use the 20 frame below to help you!



## Week 10 – Thursday: Reading Retell Activity

Title: \_\_\_\_\_

Who is the story about?	Where is the story happening?
When is the story happening?	What is the story about?

What happens in the story?

First, \_\_\_\_\_

---

---

Next, \_\_\_\_\_

---

---

Then, \_\_\_\_\_

---

---

Finally, \_\_\_\_\_

---

---

## Park Vocabulary

- Remember to start your sentence with a capital letter and use end punctuation.

playground, slide, bench, garden, swing, path, and habitat. Remember to use capital letters and full stops.

This image shows a single sheet of white paper with horizontal ruling lines. The lines are evenly spaced and run across the width of the page. There are no margins, text, or other markings on the paper.

**Morning Routine**  
**Week 10 – Thursday**

Add some adjectives to each of these sentences (remember adjectives are words that describe people, places, things or feelings).

1. He saw a \_\_\_\_\_ dog eating from my \_\_\_\_\_ plate.
2. The \_\_\_\_\_ cat meowed loudly at the \_\_\_\_\_ spider.
3. The people cheered loudly for the \_\_\_\_\_ soccer players.

Write down some other adjectives you can think of:

---

---

---

---

---

---

---

---

---

Morning Routine Week 10 – Thursday

Practice spelling the days of the week

Sunday						
Monday						
Tuesday						
Wednesday						
Thursday						
Friday						
Saturday						

**Morning Routine**  
**Week 10 – Thursday**

Draw the map of Australia and label the state and territories on the map of Australia.

New South Wales	Australian Capital Territory	Victoria
Queensland	Western Australia	South Australia
Northern Territory	Tasmania	



**INSTRUCTIONS**

Cut out the sentences and pictures. Paste the matching pairs together on a new sheet. Read carefully and make sure you choose the correct picture for each sentence.



He used his spade to dig in the soil.

I enjoy boiled eggs with tea and toast.

Joy wraps the beef loin in foil.





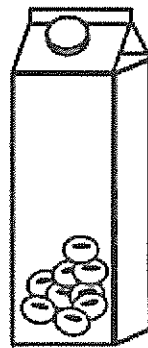
Roy was employed to toil the soil.

Fry the bacon in oil.

That boy destroyed my new toy.

She drinks soya milk.


I put coins in my piggy bank.









## Week 10- Thursday



# Caught on Camera!




1. Read the camera word.
2. Write down the camera word.
3. Use the camera word in a sentence. Don't forget to begin with a capital letter and use end punctuation.



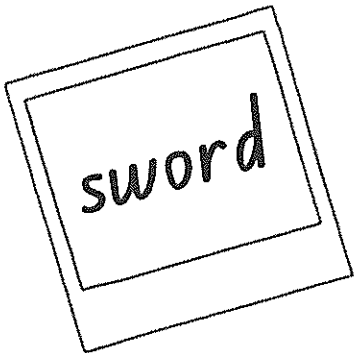
---

---



---

---




---

---

# Theme Park

Your job is to recount a special day you have experienced at the **theme park** which may have rides and games.





## Think about:

- ✓ Title
- ✓ Orientation (when, who and where?)
- ✓ Sequence of events (What happened?)
- ✓ Conclusion (How did I feel?)

Remember to:

- Plan your writing before you begin
- Write in sentences
- Check you spelling and punctuation
- Start a new paragraph for each new idea
- Check and edit your writing when you are finished



## Thursday- Mathematics: Measurement and Geometry

Draw some 2D shapes that you can find around the house (square, rectangle, triangle, and circle) and label any vertices, parallel lines, and straight lines and curves lines.


Once finished, use your work book to draw a robot using different 2D shapes for its parts. Don't forget to colour it in 😊

## Water, Water Everywhere!

### *Let's Investigate*

What happens to water when it is poured on concrete and grass?

**You will need:** 1 cup with **small holes in the bottom**; 1 bottle of water; a digital camera


**Step 1:** Predict what might happen to water when it falls on

a) concrete

b) grass

**Step 2:** Find a concrete area. Pour water from the bottle into the cup and observe what happens to the water when it falls onto the concrete. Take a photo.

**Step 3:** Find a grass area. Pour water from the bottle into the cup and observe what happens to the water when it falls onto the concrete. Take a photo.



Students investigating water falling on different surfaces

**Step 4:** Answer the following questions:

1. What happened to the water that fell on the concrete?  
Draw a picture or attach photo.

2. What happened to the water that fell on the grass?  
Draw a picture or attach photo.

**Useful Vocabulary:** soak in   pool   run off   dry up

#### **Extension Research**

- **Soak in:** 'What do you think happens to the rain that soaks into the ground? Where does it go? Do you think we could collect this water and use it?
- **Run off:** 'What do you think happens to rain that runs off? Where does it go? Do you think we could collect and use this water again?

## Week 10 – Friday: Reading Retell Activity

Title: \_\_\_\_\_

Who is the story about?	Where is the story happening?
When is the story happening?	What is the story about?

What happens in the story?

First, \_\_\_\_\_

---

---

Next, \_\_\_\_\_

---

---

Then, \_\_\_\_\_

---

---

Finally, \_\_\_\_\_

---

---

Students write words that are difficult to read in each box.  
Cut them up and get them to practice reading the words.

## Week 10 - Friday Flashcards

[illegible]

John, Brown, Rose and the Midnight Cat

Narrator : N                      Rose : R                      John Brown (the dog) : JB

N :     Rose lived alone with her dog. His name was John Brown.

R:     I love you so much, John Brown.

JB:    I love to keep you company, Rose.

R:     We are friends, you and me.

N:     One night Rose looked out of the window she saw a cat.

JB:    I am not looking!

R:     But look it's a cat.

JB:    But I don't see one.

R:     We should give the cat some milk.

JB:    There is no cat there.

N:     When Rose went to bed JB went outside and saw the cat and said,

JB :    We don't need you, cat. We are all right, Rose and I.

N:     The next night Rose saw the cat again.

R:     Look that is that cat again. Don't you see him now?

N:     But John Brown shut his eyes.

Rose went outside to have a look. JB followed.

JB:    I am sure there's no cat.

N:     But Rose had seen the cat and every night when JB was not looking she put out a bowl of milk.



N: And every night, when Rose was not looking JB tipped it out again.

JB: Rose, you don't need a cat. You've got me.

N: One night the cat came to the window.

R: Look JB isn't the cat beautiful, let him in.

JB : No, I won't let him in.

N: Next morning JB waited in the kitchen for his breakfast but there was no Rose. So he went to see where Rose was.

R: I am sick. I am staying in bed.

JB: All day.

R: All day and for ever.

N: JB thought and thought all day long and when supper came he was still thinking.

N: JB woke up Rose gently and said:

JB: Will the cat make you better, Rose?

R: O Yes, that is just what I want.

N: John Brown went to open the door.

JB: Would you like to come in cat?

N: The cat came in and sat with Rose and purred.

**Morning Routine**  
**Week 10 – Friday**

Write three sentences that include adjectives (remember adjectives are words that describe people, places, things or feelings).

1. \_\_\_\_\_

\_\_\_\_\_

2. \_\_\_\_\_

\_\_\_\_\_

3. \_\_\_\_\_

\_\_\_\_\_

Write down some other adjectives you can think of:

\_\_\_\_\_

\_\_\_\_\_

\_\_\_\_\_

\_\_\_\_\_

\_\_\_\_\_

Morning Routine Week 10 – Friday

Practice spelling the days of the week

<i>Sunday</i>						
<i>Monday</i>						
<i>Tuesday</i>						
<i>Wednesday</i>						
<i>Thursday</i>						
<i>Friday</i>						
<i>Saturday</i>						

## **Morning Routine**

### **Week 10 – Friday**

Draw the map of Australia and label the state and territories on the map of Australia.

Week 10- Friday

oi oy ouy

NAME: \_\_\_\_\_

DATE: \_\_\_\_\_

### OI AND OY WORD SEARCH

b	o	i	l	r	a	b
m	d	j	o	y	v	j
o	s	z	n	p	o	l
i	o	b	r	o	i	l
s	i	g	o	i	d	p
t	l	u	y	n	i	o
z	f	q	a	t	w	g
t	o	y	l	y	h	m


1. moist
2. boil
3. broil
4. soil
5. joy
6. avoid
7. toy
8. royal
9. point
10. oil

NAME: \_\_\_\_\_


DATE: \_\_\_\_\_

OI			OY	
boil	moist	joy	toy	point
broil	soil	avoid	royal	oil


## Week 10- Friday



# Caught on Camera!




1. Read the camera word.
2. Write down the camera word.
3. Use the camera word in a sentence. Don't forget to begin with a capital letter and use end punctuation.



---

---



---

---

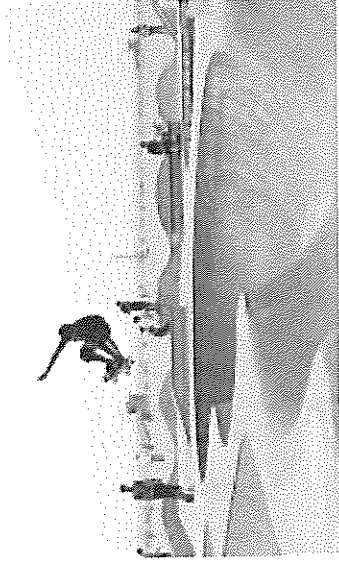


---

---

# Skate Park

Your job is to recount a special day you have experienced at the **skate park** which may have ramps and tracks.



## Think about:

- ✓ Title
- ✓ Orientation (when, who and where?)
- ✓ Sequence of events (What happened?)
- ✓ Conclusion (How did I feel?)

Remember to:

- Plan your writing before you begin
- Write in sentences
- Check you spelling and punctuation
- Start a new paragraph for each new idea
- Check and edit your writing when you are finished



# Week 10 Friday Problem Solving

<p><b>READ</b> the part of the problem that is asking you to find something out.</p> <div style="border: 1px solid black; padding: 5px; margin-top: 10px;"> <p>April had 12 grapes. She ate 5 and gave 2 to a friend. How many grapes does April have left?</p> </div>	<p><b>UNDERSTAND</b> the information you will need, to find it out.</p> <div style="border: 1px solid black; padding: 5px; margin-top: 10px;"> <p>April had 12 grapes. She ate 5 and gave 2 to a friend. How many grapes does April have left?</p> </div>
<p><b>CHOOSE A STRATEGY</b> that you could use to find it out.</p> <div style="border: 1px solid black; padding: 5px; margin-top: 10px;"> <p>April had 12 grapes. She ate 5 and gave 2 to a friend. How many grapes does April have left?</p> </div> <div style="border: 1px solid black; padding: 5px; margin-top: 10px; font-size: small;"> <p>I could add the numbers of grapes that April ate and gave away, then subtract that sum from the number of grapes April started with.</p> </div>	<p><b>USE A STRATEGY</b> to find it out.</p> <div style="border: 1px solid black; padding: 5px; margin-top: 10px;"> <p>April had 12 grapes. She ate 5 and gave 2 to a friend. How many grapes does April have left?</p> </div> <div style="border: 1px solid black; padding: 5px; margin-top: 10px; font-size: small;"> <p><math>5 + 2 = 7</math> <math>12 - 7 = 5</math></p> </div>
<p><b>CHECK</b> that you have found it out.</p> <div style="border: 1px solid black; padding: 5px; margin-top: 10px;"> <p>April had 12 grapes. She ate 5 and gave 2 to a friend. How many grapes does April have left?</p> </div> <div style="border: 1px solid black; padding: 5px; margin-top: 10px; font-size: small;"> <p>I had to find out how many grapes April had left. I added the numbers of grapes that April ate and gave away. Then I subtracted that sum from the number of grapes April started with. That told me the number of grapes that April had left.</p> </div>	

ice.com.au

Relationalmathematics

<p><b>READ</b> the part of the problem that is asking you to find something out.</p>
<p><b>UNDERSTAND</b> the information you will need, to find it out.</p>
<p><b>CHOOSE A STRATEGY</b> that you could use to find it out.</p>
<p><b>USE A STRATEGY</b> to find it out.</p>
<p><b>CHECK</b> that you have found it out.</p>

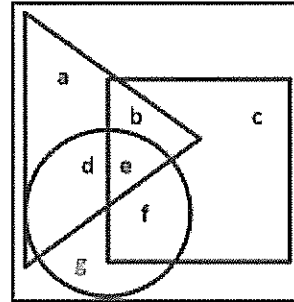
Alearningplace.com.au

Relationalmathematics.com.au



## Problem Solving: Two Dimensional Shapes

- 1) Which letter is in the square and also in the triangle, but not in the circle?
- 2) Which letter is in the circle and also in the triangle, but not in the square?
- 3) Which letter is in the triangle, the square, and the circle?
- 4) Make up your own problem.



## Problem Solving: Addition and Subtraction

**Using Place Value Bridging to 10—remember to write the question and draw a number line before writing the answer.**

1a) Lola collected 8 cans. Jill collected 5 cans. How many cans did Lola and Jill collect altogether?

1b) Altogether Lola and Jill collected 14 cans. Jill collected 8 cans. How many cans did Lola collect?

**Using Place Value Bridging to 20—remember to write the question and draw a number line before writing the answer.**

1a) Lola collected 18 cans. Jill collected 5 cans. How many cans did Lola and Jill collect altogether?

1b) Altogether Lola and Jill collected 24 cans. Jill collected 9 cans. How many cans did Lola collect?

**Using Place Value Bridging to any decade—remember to write the question and draw a number line before writing the answer.**

1a) Lola collected 58 cans. Jill collected 5 cans. How many cans did Lola and Jill collect altogether?

1b) Altogether Lola and Jill collected 74 cans. Jill collected 8 cans. How many cans did Lola collect?

**Using Place Value Bridging to 100—remember to write the question and draw a number line before writing the answer.**

1a) Lola collected 98 cans. Jill collected 9 cans. How many cans did Lola and Jill collect altogether?

1b) Altogether Lola and Jill collected 125 cans. Jill collected 38 cans. How many cans did Lola collect?

Make up your own problems

## Week 10 – Art

- Colour in the 2-D shapes.
- Cut out the 2-D shapes.
- Create a rocket ship out of these shapes

