
















Year 2 Learning Grid—Week 11

<div>Reading</div> <div>Read your library book or a book you have at home for 15-20 minutes every day. Colour in a face for each day.</div> <table><tr><td>Monday</td><td>Tuesday</td><td>Wednesday</td><td>Thursday</td><td>Friday</td></tr><tr><td></td><td></td><td></td><td></td><td></td></tr></table> <div>Each day, complete a retell worksheet for one of the books you read that day.</div> <div>Vocabulary—Beach</div> <div>Read and write all the beach vocabulary words in sentences (see attached worksheets).</div> <div>Complete the Beach find-a-word.</div>	Monday	Tuesday	Wednesday	Thursday	Friday						<div>Phonics / Writing</div> <div>Practise writing your camera words and words you can make with your phonemes.</div> <div>Phonemes</div> <div>f ff ph gh (see attached list for ideas)</div> <div>Camera words</div> <div>Read and write all of your camera words (see attached list)</div> <div>E.g. The ocean waves were rough.</div> <div>Writing</div> <div>Write a recount based on the stimulus page for each day.</div>	<div>Mathematics</div> <div>Pick 2 numbers to add or subtract on a number line at your level.</div> <div>Pick a number and write the number before and after.</div> <div>Practise writing your numbers to 100.</div> <div>Draw some 2D shapes that you can find around the house (square, rectangle, triangle, circle) and label any vertices, parallel lines, straight lines and curves lines.</div> <div>Complete the problem solving worksheet.</div>
Monday	Tuesday	Wednesday	Thursday	Friday								
												
<div>HSIE</div> <div>Log in to inquisitive and do the bookmarked lessons. The instructions are below:</div> <div>Log in to : http://inq.co/class/hsf</div> <div>Enter the code : 6384</div> <div>Look through the lessons that are available.</div> <div>Review and complete lesson 4</div>	<div>Science</div> <div>Log in to inquisitive and do the bookmarked lessons. The instructions are below:</div> <div>Log in to : http://inq.co/class/hsf</div> <div>Enter the code : 6384</div> <div>Complete lesson 3</div> <div>Additional Activity: Draw and label the water cycle.</div>	<div>Creative Arts / Physical Education</div> <div>Draw and colour different 2D shapes on paper. Cut them out and re-arrange them to make a pattern or design.</div> <div>Do 30 minutes of physical activity each day.</div> <div>Time how long it takes you to walk around your house.</div> <div>Do some Cosmic Kids Yoga: https://www.youtube.com/watch?v=T_0P5grVoyg</div>										

Unit 3 – ph f ff

Target Representations		
ph	f	ff
nephew	fat	off
graph	fib	huff
orphan	fig	gruff
phone	felt	puff
phantom	fish	buff
phonics	fine	sniff
alphabet	fool	cuff
elephant	fill	scoff
dolphin	face	coffin
typhoon	foal	offend
phew	Friday	stiff
prophet	wife	
Philip	field	
symphony	foolish	
pharmacy		
physics		
Philippines		
sphere		
microphone		
pamphlet		
trophy		
nymph		
lymph		
sphinx		
aphid		
Extension Representation		
ugh	ft	
laugh	soften	
cough	often	
rough		
tough		

Camera Words

Unit 17	Unit 18
great break steak whole prove sugar	sure yacht eye won son

Week 11 – Monday: Reading Retell Activity

Title: _____

Who is the story about?	Where is the story happening?
When is the story happening?	What is the story about?

What happens in the story?

First, _____

Next, _____

Then, _____

Finally, _____

Morning Routine
Week 11 – Monday

Check these sentences to make sure they have capital letters and end punctuation. If it is missing, add them to the sentence.

1. i bought fish and chips from the shop
2. did you bring your towel to the beach
3. i swam in the cool ocean water

Practice writing your own sentences with capital letters and end punctuation.

Morning Routine Week 11 Monday – Practice spelling the months of the year

[illegible]

Week 11- **Monday**

f ff ph gh



INSTRUCTIONS

Read the word and draw a picture to match, or find a picture in a magazine or google an image and paste it in.

fish

dolphin

wife

elephant

phone

loaf

flag

fig

trophy

typhoon

fizz


face

alphabet


fluff

field

Week 11- Monday




Caught on Camera!




1. Read the camera word.
2. Write down the camera word.
3. Use the camera word in a sentence. Don't forget to begin with a capital letter and use end punctuation.





Beach

Your job is to recount a special day you have experienced at the **beach**. Think about things you would do at the beach such as collecting shells, swimming or playing in the sand.

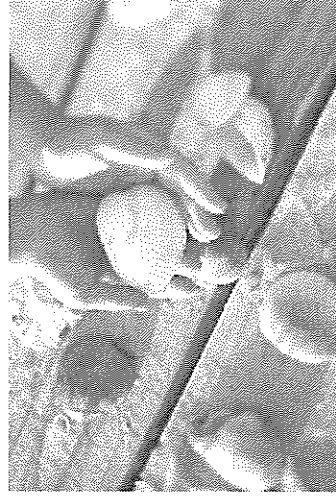


Think about:

- ✓ Title
- ✓ Orientation (when, who and where?)
- ✓ Sequence of events (What happened?)
- ✓ Conclusion (How did I feel?)













Remember to:

- Plan your writing before you begin
- Write in sentences
- Check you spelling and punctuation
- Start a new paragraph for each new idea
- Check and edit your writing when you are finished



Monday / Tuesday Activities Wk. 11- Addition and Subtraction Levels

1. Have a look at the maths levels below and remind yourself which level you are working at.

Addition and Subtraction - by 1's using a number line	Addition and Subtraction - bridging to 10
<p>$7 + 5 = 12$</p>  <p>Number line from 7 to 12 with jumps of 1.</p> <div style="border: 1px solid black; padding: 5px; margin-top: 10px;"> <p>$7 - 2 = 5$</p>  <p>Number line from 5 to 7 with jumps of 1.</p> </div>	<p>$7 + 5 = 12$</p>  <p>Number line from 7 to 12 with jumps of 3 and 2.</p> <div style="border: 1px solid black; padding: 5px; margin-top: 10px;"> <p>$12 - 5 = 7$</p>  <p>Number line from 7 to 12 with jumps of 3 and 2.</p> </div>
<p>$17 + 5 =$</p>  <p>Number line from 17 to 22 with jumps of 3 and 2.</p> <p>$25 - 7 =$</p>  <p>Number line from 18 to 25 with jumps of 2 and 5.</p>	<p>$27 + 5 =$</p>  <p>Number line from 27 to 32 with jumps of 3 and 2.</p> <div style="border: 1px solid black; padding: 5px; margin-top: 10px;"> <p>$35 - 7 = 27$</p>  <p>Number line from 28 to 35 with jumps of 2 and 5.</p> </div>
<p>Addition and Subtraction - 2 lens numbers counting by 10's</p> <p>$70 + 50 =$</p>  <p>Number line from 70 to 120 with jumps of 10.</p> <div style="border: 1px solid black; padding: 5px; margin-top: 10px;"> <p>$120 - 50 =$</p>  <p>Number line from 70 to 120 with jumps of 10.</p> </div>	<p>Addition and Subtraction - two-digit and tens number counting off the decade</p> <p>$72 + 50 =$</p>  <p>Number line from 72 to 122 with jumps of 10.</p> <div style="border: 1px solid black; padding: 5px; margin-top: 10px;"> <p>$125 - 50 =$</p>  <p>Number line from 75 to 125 with jumps of 10.</p> </div>

Addition and Subtraction - two-digit and tens number using partitioning

$70 + 50 =$

$30 + 20$

$+30 \quad +20$

70 100 120

$120 - 50 =$

$30 + 20$

$-30 \quad -20$

70 100 120

Addition and Subtraction - 2 two-digit numbers using partitioning

$68 + 58 =$

$126 - 58 =$

Addition and Subtraction - 2 two-digit numbers using place value

$78 + 58 =$

$126 - 58 =$

Addition and Subtraction - three digit numbers using place value

$682 + 589 = 1271$

$972 - 589 = 383$

Addition and Subtraction - four digit numbers using place value

$6825 + 5897 =$

$12722 - 5897 =$

2. Use play cards to make up number sentences and solving using your strategy. Look at the next page for number sentences below to get you started 😊

$7+8=$	$14-9=$
$17+7=$	$23-8=$
$45+8=$	$62-6=$
$80+50=$	$120-70=$
$45+60=$	$125-50=$
$78+65=$	$43-23=$
$345+122=$	$432-55=$

Before and After Numbers

Write the numbers before and after each given number.

Before	After
<u> </u> 34	56 <u> </u>
<u> </u> 67	45 <u> </u>
<u> </u> 83	54 <u> </u>
<u> </u> 76	98 <u> </u>
<u> </u> 51	19 <u> </u>
<u> </u> 43	90 <u> </u>
<u> </u> 23	32 <u> </u>


What resources do we waste and how can we help stop the waste?

Vocabulary


waste spoil reduce reuse recycle tomorrow plastic

- 1 Watch the video
What a Waste!


Have a class chat about the questions.




What natural resources are we wasting?



What did the Earth ask you to do?


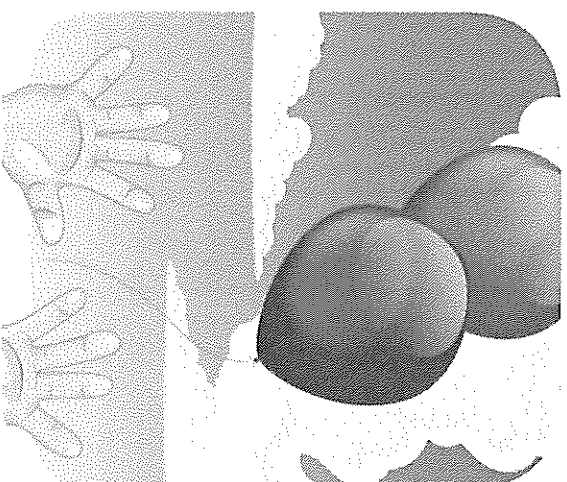
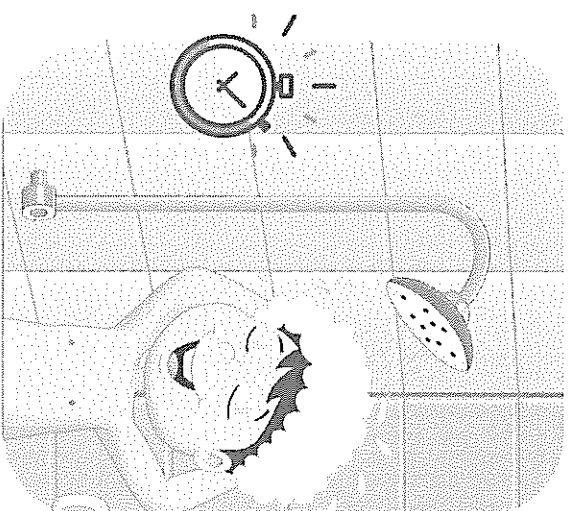


What natural resources are being affected by our waste?



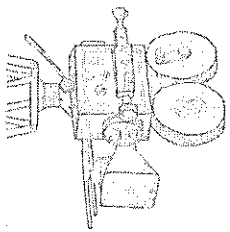
2 What resources do you waste?

Look at the pictures and talk about them with a buddy. Record your thoughts and ideas on a tablet/computer or whiteboard.




- 3 ▶ Watch and listen to the '3 Rs' song.

Chat about the cloud questions.



- 4 Move it! Play the song again and think of some actions or movement to use.



What does the song tell us to do?

What are the three main words in the song?

'How we live makes a difference for tomorrow.'
What do these lyrics mean?

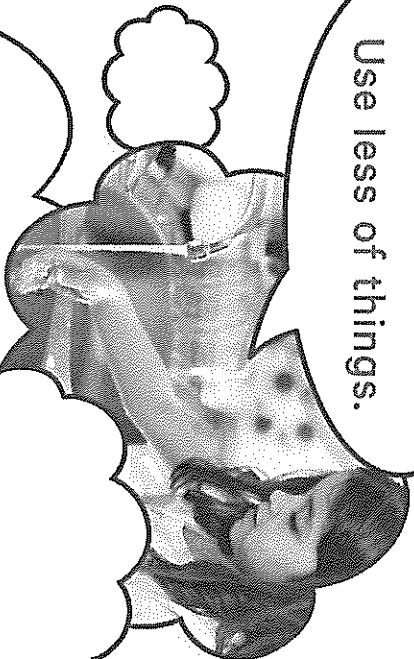


5 What things could we do to reduce, reuse or recycle our waste?

Draw and label your ideas.

Reduce!

Use less of things.




Reuse!

Use things again.



Recycle!

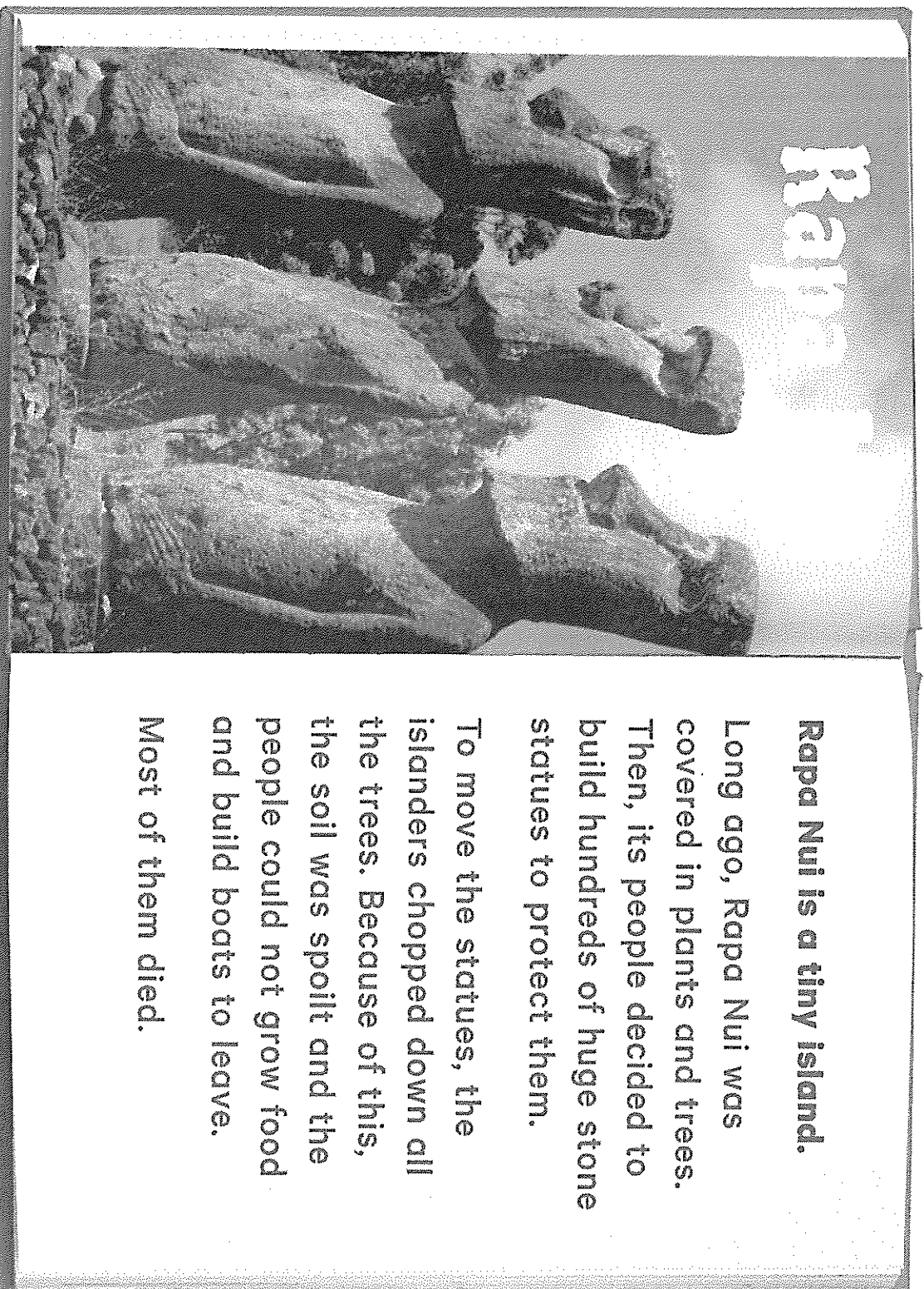
Use things in a different way.





6

Read the true story of Rapa Nui (Easter Island).



Rapa Nui is a tiny island.

Long ago, Rapa Nui was covered in plants and trees. Then, its people decided to build hundreds of huge stone statues to protect them.

To move the statues, the islanders chopped down all the trees. Because of this, the soil was spoilt and the people could not grow food and build boats to leave.

Most of them died.



7

How did the Islanders waste their resources?

8

The Rapa Nui Islanders did not have trees to build their boats.

Draw and label other reasons why trees are important.

List other ways people waste trees.

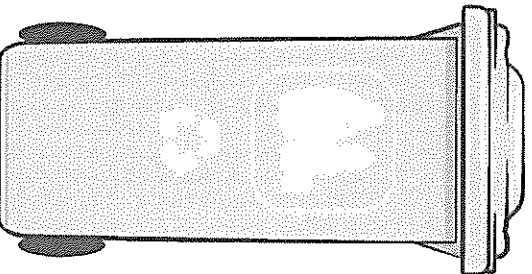


9

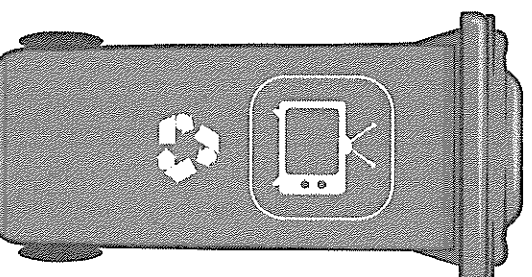
When we put our waste in the correct recycling bin, they are used to make other things.

Draw some waste that could go in each recycling bin.

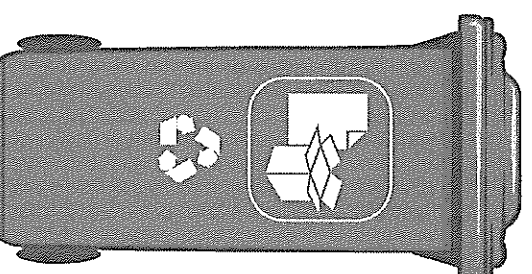
Plastic



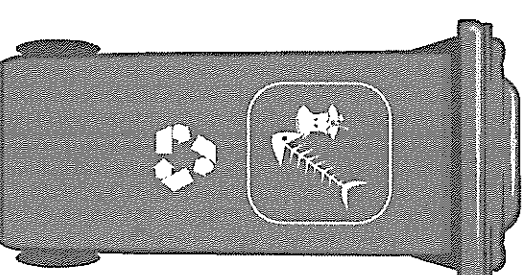
E-waste



Paper



Organic






10 For a long time, Australia has been sending lots of our rubbish

to other countries. Now these countries are saying no more!

What can we do with our mountains of rubbish?

Use your imagination.



Week 11 – Tuesday: Reading Retell Activity

Title: _____

Who is the story about?	Where is the story happening?
When is the story happening?	What is the story about?

What happens in the story?

First, _____

Next, _____

Then, _____

Finally, _____

Morning Routine
Week 11 – Tuesday

Check these sentences to make sure they have capital letters and end punctuation. If it is missing, add them to the sentence.

1. first i built an enormous sandcastle right by the shore
2. next i looked for shells to decorate my sandcastle
3. finally i went for a long swim to wash all the sand off

Practice writing your own sentences with capital letters and end punctuation.

Morning Routine Week 11 Tuesday – Practice spelling the months of the year

January								
February								
March								
April								
May								
June								
July								
August								
September								
October								
November								
December								

Morning Routine
Week 11 – Tuesday

Label the state and territories on the map of Australia

New South Wales	Australian Capital Territory	Victoria
Queensland	Western Australia	South Australia
Northern Territory	Tasmania	



Week 11- Tuesday f ff ph gh



INSTRUCTIONS

Unscramble the letters to make the word in the picture. Write the word on the lines.

	d
	f
	l
	ie

	l
	i
	o
	n
	d

ph	

	a
	f
	l
	g

	sh
	f
	i

	y
	oo
	t
	ph
	n

	o
	ph
	n
	e

	s
	u
	c
	ff

	s
	t
	o
	r
	f

	ph
	e
	e
	n
	a
	l

t	

	l
	oa
	f

	i
	g
	f


	f
	n
	a

	n
	i
	o
	ff
	c


	a
	f
	t

	y
	o
	r
	t
	ph


Week 11- Tuesday




Caught on Camera!



1. Read the camera word.
2. Write down the camera word.
3. Use the camera word in a sentence. Don't forget to begin with a capital letter and use end punctuation.





Coogee Beach

Your job is to recount a special day you have experienced at **Coogee Beach**. Think about activities you can do there like fishing or surfing.



Think about:

- ✓ Title
- ✓ Orientation (when, who and where?)
- ✓ Sequence of events (What happened?)
- ✓ Conclusion (How did I feel?)

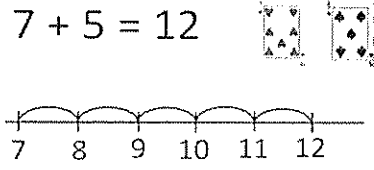
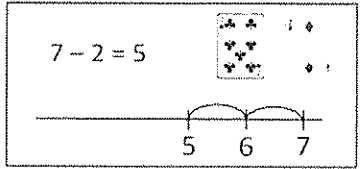
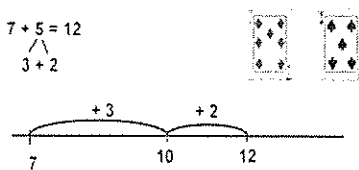
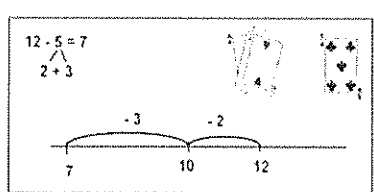
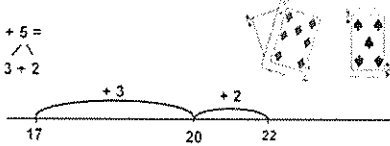
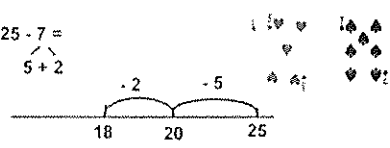
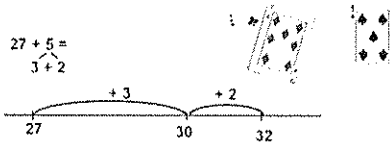
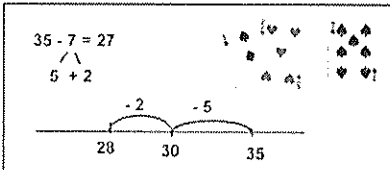
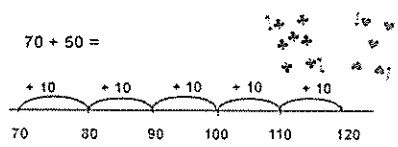
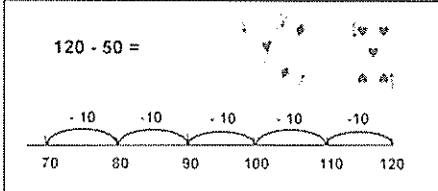
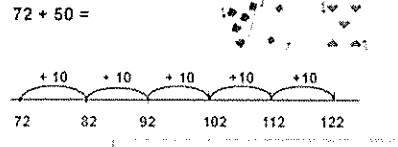
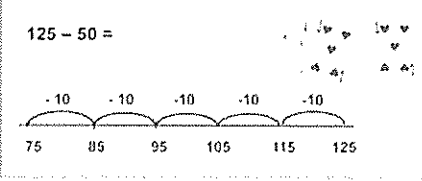
Remember to:

- Plan your writing before you begin
- Write in sentences
- Check you spelling and punctuation
- Start a new paragraph for each new idea
- Check and edit your writing when you are finished



Monday / Tuesday Activities Wk. 11- Addition and Subtraction Levels

1. Have a look at the maths levels below and remind yourself which level you are working at.

Addition and Subtraction - by 1's using a number line	Addition and Subtraction - bridging to 10
<p>$7 + 5 = 12$</p>  <p>$7 - 2 = 5$</p> 	<p>$7 + 5 = 12$</p>  <p>$12 - 5 = 7$</p> 
<p>$17 + 5 =$</p>  <p>$25 - 7 =$</p> 	<p>$27 + 5 =$</p>  <p>$35 - 7 = 27$</p> 
<p>$70 + 50 =$</p>  <p>$120 - 50 =$</p> 	<p>$72 + 50 =$</p>  <p>$125 - 50 =$</p> 

Addition and Subtraction - two-digit and tens number using partitioning

$70 + 50 =$

$30 + 20$

$120 - 50 =$

$30 + 20$

Addition and Subtraction - 2 two-digit numbers using partitioning

$68 + 58 =$

$126 - 58 =$

Addition and Subtraction - 2 two-digit numbers using place value

$78 + 58 =$

$30 + 20$
 $20 + 30$

$126 - 58 =$

Addition and Subtraction - three digit numbers using place value

$682 + 589 = 1271$

$400 + 100$ $20 + 60$ $8 + 1$

$972 - 589 = 383$

$70 + 10$ $2 + 7$

Addition and Subtraction - four digit numbers using place value

$6825 + 5897 =$

$4000 + 1000$ $200 + 600$ $80 + 10$ $5 + 2$

$12722 - 5897 =$

5000 $700 + 100$ $20 + 70$ $2 + 5$

2. Use play cards to make up number sentences and solving using your strategy.

Historians use artefacts and information they have learnt about the past to tell stories. Stories can be told and presented in many ways.

What story does the Aboriginal painting tell?

what movies do you know?

Can songs tell a story?

Can you think of any other ways stories are told?



Now it's your turn! You are going to be a local historian for your area and tell a story about a person, building, event or site that you've learnt about.

- 2 What special place, local hero, event or park/building in your community would you like to tell the story of? Write it in the notebook below.
- 3 Use different sources to find out more about your choice. Select which sources you are going to use.



Sources	
<input type="checkbox"/> Books	<input type="checkbox"/> Photos
<input type="checkbox"/> Website	<input type="checkbox"/> Building
<input type="checkbox"/> Plaque	<input type="checkbox"/> Place
<input type="checkbox"/> Person	<input type="checkbox"/> Movie

My story is about




4 Fill in the squares with the information you find about your story.

What

When

Who



Where

The three most important facts

1 _____

2 _____

3 _____

Why



5 Choose how you're going to tell your story.

☐

Painting

☐

Play

☐

Poem

☐

Newspaper article

☐

Picture book

☐

Song

☐

Sculpture

☐

Other?

6 Give your historical story a title.


7

Create your story. Write it here or take a photo of it and add it here:



8

Write a Tweet about your story. Tweets need to tell a story in less than 280 characters.







9

Authors sometimes use a thing called ‘artistic licence’. This is where they change the facts about something or add their own opinion to make a story more interesting. Do you think this is a good or a bad thing? Explain why you think that.

Week 11 – Wednesday: Reading Retell Activity

Title: _____

Who is the story about?	Where is the story happening?
When is the story happening?	What is the story about?

What happens in the story?

First, _____

Next, _____

Then, _____

Finally, _____

Phrases and Short Sentences for Repeated Reading Practice

SECOND 100 WORDS

These phrases contain the second 100 words from the Fry Instant Word List (1980), which represent some of the most common words students encounter in their reading. Repeated reading of a few phrases per week gives students practice reading high-frequency words and developing fluency and general proficiency. These phrases may be written on sentence strips, transparencies, or on a chart for use in literacy center or small group instructional setting.

Over the river	A good man	My new place
After the game	Another great sound	Most of the animals
Take a little.	Our best things	Give it back.
Just the same	Only a little	My last name
It's only me.	That's very good	I know why.
Think before you act	Three years ago	Mother says to now.
Live and play.	Where are you?	I need help.
Try your best.	I work too much.	Move over.
Any old time	We found it here.	Through the line
Study and learn	Right now	Kind of nice
Mother means it.	Spell your name.	Same time tomorrow
The good American	Tell the truth.	Change your clothes
A little boy	Play it again.	The following day
Back off.	We came home.	Give it away.
We want to go.	Answer the phone.	Show us around.
Turn the page.	Form two lines.	The air is warm.
A small house also	Read my letters.	Another old picture
It's still here.	Write one sentence.	Where in the world
Set it up.	We need more.	Put it there.
I study in school.	Where does it end?	I'm an American.
I don't feel well.	Such a mess	My home is large.
Point it out.	It turned out well.	Right now
Read the sentence.	It's a small world.	This must be it.
Big and small	Hand it over.	Home sweet home
Such a big house	Around the clock	The men asked for help.
Show and tell	A different land	You must be right.
They went here.	Tell the truth.	Get to the point.
Good and plenty	Because we should.	Help me out.
Even the animals	It turned out well.	It's your place.
I think so.	Good things	Read the book.

Week 11 – Reading
Beach Vocabulary Find-A-Word

a	s	d	e	t	i	d	e	u	s
s	e	a	s	h	e	l	l	s	u
p	a	t	h	o	e	d	q	u	f
a	w	e	d	n	a	s	r	r	e
d	e	f	g	g	s	t	w	f	v
e	e	h	y	s	q	a	w	y	j
a	d	s	j	k	l	n	k	p	l
m	n	o	b	u	c	k	e	t	f

Surf	Bucket	Tide
seashells	tan	seaweed
thongs		

Can you find the secret beach word?

Morning Routine
Week 11 – Wednesday

Check these sentences to make sure they have capital letters and end punctuation. If it is missing, add them to the sentence.

1. first i went for a very long swim in the deep blue ocean
2. next i ordered lunch and i got fish and chips
3. finally i buried my feet and legs in the sand and pretended to be driving a race car

Practice writing your own sentences with capital letters and end punctuation.

January							
February							
March							
April							
May							
June							
July							
August							
September							
October							
November							
December							

Morning Routine
Week 11 – Wednesday

Draw the states and territories and label the state and territories on the map of Australia


New South Wales	Australian Capital Territory	Victoria
Queensland	Western Australia	South Australia
Northern Territory	Tasmania	




INSTRUCTIONS

Look at the pictures. Identify the /f/ word or words. Then make a sentence to describe each one. On a separate sheet write some other sentences which include words that have any of the spelling choices for /f/ in them.


1.




2.



3.



4.




1.

2.


3.

4.


Week 11- Wednesday




Caught on Camera!



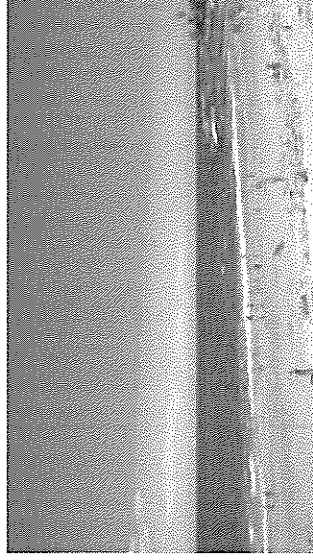
1. Read the camera word.
2. Write down the camera word.
3. Use the camera word in a sentence. Don't forget to begin with a capital letter and use end punctuation.





The Entrance Beach

Your job is to recount a special day you have experienced at **The Entrance Beach**. Think about activities you can do there like building a sandcastle or playing volleyball.




Remember to:

- Plan your writing before you begin
- Write in sentences
- Check you spelling and punctuation
- Start a new paragraph for each new idea
- Check and edit your writing when you are finished

Think about:

- ✓ Title
- ✓ Orientation (when, who and where?)
- ✓ Sequence of events (What happened?)
- ✓ Conclusion (How did I feel?)



Week 11- Wednesday Friends of 100

Can you figure out the missing friend of 100 in each sentence?

$20 + \underline{\quad} = 100$

$30 + \underline{\quad} = 100$

$40 + \underline{\quad} = 100$

$10 + \underline{\quad} = 100$

$50 + \underline{\quad} = 100$

$60 + \underline{\quad} = 100$

$70 + \underline{\quad} = 10$

$90 + \underline{\quad} = 10$

$80 + \underline{\quad} = 100$

Use the ten frame below to help you!

Extension- Once completed see if you can commute the number sentences.

For example: $20 + 80 = 100 \longrightarrow 80 + 20 = 100$

Missing Numbers

Starting from 1, fill in the missing numbers in the chart.

1		3			6			9	10
		13			16				20
21	22				26	27	28		30
31		33	34	35		37	38	39	40
41	42			45	46				50
							58		60
			64		66			69	70
71		73			76	77	78		
				85		87	88		90
	92			95	96	97	98		

Extension- Can you write down all the numbers counting by 5's.

Week 11 – Thursday: Reading Retell Activity

Title: _____

Who is the story about?	Where is the story happening?
When is the story happening?	What is the story about?

What happens in the story?

First, _____

Next, _____

Then, _____

Finally, _____

Beach Vocabulary

- Remember to start your sentence with a capital letter and use end punctuation.

Seashells, Board walk, Volley ball, Sea gulls, Pebbles, Spade, Life guard, Surf, Bucket, sunscreen, umbrella, tide.

This image shows a single sheet of white paper with horizontal ruling lines. The lines are evenly spaced and run across the width of the page. There are no margins, text, or other markings on the paper.

Morning Routine
Week 11 – Thursday

Check these sentences to make sure they have capital letters and end punctuation. If it is missing, add them to the sentence.

1. first we packed the car with our towels esky beach umbrella and swimming costumes
2. next i set up my towel on the hot dry sand
3. finally i ran along the shore and splashed in the shallow water

Practice writing your own sentences with capital letters and end punctuation.

Morning Routine Week 11 Thursday – Practice spelling the months of the year

[illegible]

Morning Routine
Week 11 – Thursday


Draw the map of Australia and label the state and territories on the map of Australia

New South Wales	Australian Capital Territory	Victoria
Queensland	Western Australia	South Australia
Northern Territory	Tasmania	




INSTRUCTIONS


Feed the cats the fish. Colour only fish with real words on them. Read carefully.




Week 11- Thursday




Caught on Camera!



1. Read the camera word.
2. Write down the camera word.
3. Use the camera word in a sentence. Don't forget to begin with a capital letter and use end punctuation.





Bondi Beach

Your job is to recount a special day you have experienced at **Bondi Beach**. Think about activities you can do there like flying a kite or having a picnic on the sand.




Think about:

- ✓ Title
- ✓ Orientation (when, who and where?)
- ✓ Sequence of events (What happened?)
- ✓ Conclusion (How did I feel?)

Remember to:

- Plan your writing before you begin
- Write in sentences
- Check you spelling and punctuation
- Start a new paragraph for each new idea
- Check and edit your writing when you are finished



Thursday- Measurement and Geometry

Measure items around the house with a ruler or with an informal unit of measurement. Draw your item in the boxes and label its length.

What was the tallest item in your house? _____

What the shortest item in your house? _____



Water, Water Everywhere!

Let's Investigate

What is the water cycle?



Step 1: Use the you tube videos below and increase your knowledge about the water cycle.

<https://www.youtube.com/watch?v=ncORPosDrij>

<http://www.sydneywater.com.au/SW/education/drinking-water/Natural-water-cycle/index.htm>

Step 2: Write down 5 of your favourite facts about the water cycle.

1)

2)

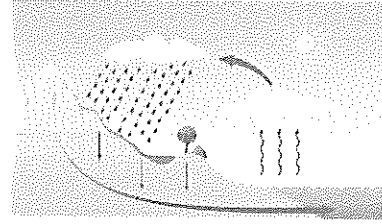
3)

4)

5)

Step 3: Draw and label the water cycle.
Make sure you include the following vocabulary:

evaporation condensation
precipitation



Step 4: Explain the water cycle to someone in your family. You can be the teacher!

Week 11 – Friday: Reading Retell Activity

Title: _____

Who is the story about?	Where is the story happening?
When is the story happening?	What is the story about?

What happens in the story?

First, _____

Next, _____

Then, _____

Finally, _____

Week 11 – Reading: Reader's Theatre
Have one person be each character and read
each part. Remember to read with expression!

The Three Wishes

An Old Folktale

Narrator #1

Narrator #2

Narrator #3

Fairy

Woodcutter

Wife

Narrator #1:

Once upon a time a poor woodcutter headed into the forest to chop down a few trees and sell the wood in the nearby town.

Narrator #2:

Just as the woodcutter was about to cut down an old oak tree, he heard a voice...

Fairy:

Please, kind woodcutter. Do not cut down this tree.

Narrator #3:

The woodcutter said...

Woodcutter:

And why not? I need the wood to sell in the town so that I have money to buy food.

Fairy:

I cannot tell you why, but I promise if you do as I ask, good luck will be yours.

Woodcutter:

Very well. I will not cut down this tree.

Narrator #2:

Then the fairy said...

Fairy: Dear woodcutter, you have a good and kind heart. I will grant your next three wishes.

Narrator #1: The fairy flew into the forest. The woodcutter headed home to tell his wife of their good fortune.

Woodcutter: Wife! Wife! I have a fine story to tell you.

Narrator #2: The woodcutter's wife was very happy when she heard about the three wishes.

Wife: What a wonderful thing it is to have three wishes! Let's not be hasty. Let's wait until morning before we make a single wish.

Woodcutter: A wise idea. That way we will be able to think more clearly. But for now I'm as hungry as a bear. When's supper?

Wife: Supper will be ready in one hour.

Woodcutter: One hour! But I'm starving! I wish I had a big sausage right now.

Narrator #3: Now, no sooner had the woodcutter said the words when a sausage appeared on the table.

Wife: You fool! Look what you've done! You've wasted one wish! How could you be so foolish?

Narrator #2: The woodcutter's wife scolded her husband.

Narrator #1: Now the woodcutter was not pleased by his wife's nagging, so he said...

Woodcutter: I wish that this sausage was stuck on your nose.

Narrator #3: And the sausage stuck to his wife's nose!

Wife: You fool! Look what you have done! Do something!

Narrator #1: The woodcutter tried and tried to remove the sausage, but it was no use. It was stuck there for good.

Narrator #2: Then the woodcutter said...

Woodcutter: There's only one thing to do. I wish the sausage was back on the plate.

Narrator #3: The sausage landed back on the plate. The woodcutter and his wife sat down and ate the sausage.

Wife: And that's the story of the three wishes.

Morning Routine
Week 10 – Friday

Write three sentences that include capital letters and end punctuation.

1. _____

2. _____

3. _____

4. _____

5. _____

6. _____

7. _____

Morning Routine Week 11 Friday – Practice spelling the months of the year

[illegible]

Morning Routine

Week 11 – Friday

Draw the map of Australia and label the state and territories on the map of Australia

Week 11- **Friday**

f ff ph gh



INSTRUCTIONS

Cut out the words at the bottom of the page. Read each sentence and choose the correct word to complete the sentence. Paste the correct word in place. Take three sentences and draw a picture to match. If you can't cut the words, write them in the boxes instead.

Phil would not stop .

The drinks with its trunk.

Flo fell down in the and cut her leg.

It is a day for a swim.

Jeff picked up the to ring Fran.

", that was close!" said Philip.

Fred makes jam at home.

enjoy eating fresh fish.

Fran her cherry pie.

coated every inch of the forest.

sniffing

fine

elephant

fig

scoffs

phone


Dolphins

field


Frost

Phew


Week 11- Friday





Caught on Camera!



1. Read the camera word.
2. Write down the camera word.
3. Use the camera word in a sentence. Don't forget to begin with a capital letter and use end punctuation.







Shelly Beach

Your job is to recount a special day you have experienced at **Shelly Beach**. Think about activities you can do there like feeding the seagulls or going on a boat ride.




Think about:

- ✓ Title
- ✓ Orientation (when, who and where?)
- ✓ Sequence of events (What happened?)
- ✓ Conclusion (How did I feel?)

Remember to:

- Plan your writing before you begin
- Write in sentences
- Check you spelling and punctuation
- Start a new paragraph for each new idea
- Check and edit your writing when you are finished



Week 11 Friday Problem Solving

<p>READ the part of the problem that is asking you to find something out.</p> <div style="border: 1px solid black; padding: 5px; margin: 10px;"> <p>April had 12 grapes. She ate 5 and gave 2 to a friend. How many grapes does April have left?</p> </div>	<p>UNDERSTAND the information you will need, to find it out.</p> <div style="border: 1px solid black; padding: 5px; margin: 10px;"> <p>April had 12 grapes. She ate 5 and gave 2 to a friend. How many grapes does April have left?</p> </div>
<p>CHOOSE A STRATEGY that you could use to find it out.</p> <div style="border: 1px solid black; padding: 5px; margin: 10px;"> <p>April had 12 grapes. She ate 5 and gave 2 to a friend. How many grapes does April have left?</p> </div> <div style="border: 1px solid black; padding: 5px; margin: 10px; font-size: small;"> <p>I could add the number of grapes that April ate and gave away, then subtract that sum from the number of grapes April started with.</p> </div>	<p>USE A STRATEGY to find it out.</p> <div style="border: 1px solid black; padding: 5px; margin: 10px;"> <p>April had 12 grapes. She ate 5 and gave 2 to a friend. How many grapes does April have left?</p> </div> <div style="border: 1px solid black; padding: 5px; margin: 10px; font-size: small;"> <p>$5 + 2 = 7$ $12 - 7 = 5$</p> </div>
<p>CHECK that you have found it out.</p> <div style="border: 1px solid black; padding: 5px; margin: 10px;"> <p>April had 12 grapes. She ate 5 and gave 2 to a friend. How many grapes does April have left?</p> </div> <div style="border: 1px solid black; padding: 5px; margin: 10px; font-size: x-small;"> <p>I had to find out how many grapes April had left. I added the numbers of grapes that April ate and gave away. Then I subtracted that sum from the number of grapes April started with. That told me the number of grapes that April had left.</p> </div>	

ice.com.au Relationalmathematics

<p>READ the part of the problem that is asking you to find something out.</p>
<p>UNDERSTAND the information you will need, to find it out.</p>
<p>CHOOSE A STRATEGY that you could use to find it out.</p>
<p>USE A STRATEGY to find it out.</p>
<p>CHECK that you have found it out.</p>

Alearningplace.com.au Relationalmathematics.com.au

Problem Solving: Length—remember to show your working out!

MG 21 (2c) Marc constructed a ruler using centimetres as his unit of measurement.



The end of his ruler was torn off.

He used the ruler to measure the length of a pencil.

What is the length of his pencil?

Length

MG 21 (4a) This is a shoe.



Which of these is closest to the length of a real shoe?

- a. 10 cm b. 25 cm c. 70 cm d. 1 m

Length

MG 21(4b) This is a pencil.



Which of these is closest to the length of a real pencil?

- a. 15 cm b. 50 cm c. 85 cm d. 1 m

Length

MG 21 (4c) This is a cup.



Which of these is closest to the height of a real cup?

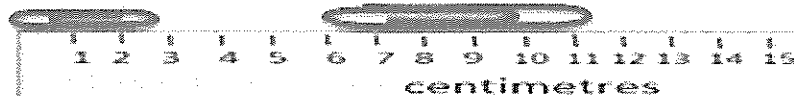
- a. 3 cm b. 10 cm c. 25 cm d. 50 m

Length

Challenge

MG 21 (5a) Marco has 3 paper clips.

The sizes of the paperclips are small, medium and large.



The picture shows the lengths of the small and large paperclips.

What could the length of the medium paperclip be?

- a) 2.8 centimetres
- b) 5.3 centimetres
- c) 4.2 centimetres
- d) 11.5 centimetres

Length

Problem Solving: Addition and Subtraction

Using Place Value Bridging to 10—remember to write the question and draw a number line before writing the answer.

AS 6 (9a) Matt thought of a number.

He added 6.

The answer was 13.

What number did Matt first think of?

Add Using Place Value to Bridge to 10

AS 6 (9b) Matt thought of a number.

He added 6.

The answer was 15.

What number did Matt first think of?

Add Using Place Value to Bridge to 10

Using Place Value Bridging to 20—remember to write the question and draw a number line before writing the answer.

AS 8 (12a) Matt thought of a number.

He added 6.

The answer was 23.

What number did Matt first think of?

Add and Subtract Using Place Value to Bridge to 20

AS 8 (12b) Matt thought of a number.

He added 6.

The answer was 25.

What number did Matt first think of?

Add and Subtract Using Place Value to Bridge to 20

Using Place Value Bridging to any decade—remember to write the question and draw a number line before writing the answer.

AS 9 (12a) Matt thought of a number.

He added 6.

The answer was 43.

What number did Matt first think of?

Add and Subtract Using Place Value to Bridge to Any Decade

AS 9 (12b) Matt thought of a number.

He added 6.

The answer was 75.

What number did Matt first think of?

Add and Subtract Using Place Value to Bridge to Any Decade

Using Place Value Bridging to 100—remember to write the question and draw a number line before writing the answer.

AS 14 (13b) Betty had 150 shells.

She kept 80 and gave the rest to Ben.

How many shells did Betty give to Ben?

Adding and Subtracting Tens Numbers Bridging 100


AS 14 (13c) Betty had 120 shells.

She kept 60, gave 40 to April, and gave the rest to Ben.


How many shells did Betty give to Ben?

Adding and Subtracting Tens Numbers Bridging 100

Make up your own problems



www.supercoloring.com



www.supercoloring.com