

Year 1 Learning from Home – Term 3 Week 2

	Monday	Tuesday	Wednesday	Thursday	Friday
Morning	<p>Morning Routine Complete the 'Morning Routine' worksheets for Monday.</p> <p>Phonics Focus phonemes: oo, ue, ew, u_e</p> <p>Complete the 'Long Vowel oo, ue, ew, u_e Hunt!' worksheet.</p> <p>Reading Complete the 'Dear Diary' worksheet for reading</p> <p>Writing Choose a character and setting in SPACE. Using the writing structure, write a Wishing Tale.</p> <p>Handwriting Please complete the worksheet attached for the letter Dd.</p>	<p>Morning Routine Complete the 'Morning Routine' worksheet for Tuesday.</p> <p>Phonics Complete the 'Complete the Sentence' worksheet.</p> <p>Reading Complete the 'Making Inferences' worksheet for reading</p> <p>Writing Choose a character and setting in UNDERWATER. Using the writing structure, write a Wishing Tale.</p>	<p>Morning Routine Complete the 'Morning Routine' worksheet for Wednesday.</p> <p>Phonics Complete the 'Looking Good' worksheet.</p> <p>Reading Complete 'Book Review' worksheet for reading</p> <p>Writing Unjumble the UNDERWATER wishing tale and then rewrite the 'Wishing Tale' in the correct order in your book.</p> <p>Handwriting Please complete the worksheet attached for the letter Bb.</p>	<p>Morning Routine Complete the 'Morning Routine' worksheet for Thursday.</p> <p>Phonics Complete the 'Camera Word Sentences' worksheet.</p> <p>Reading Complete the 1st page of the 'Bed in Summer' worksheet</p> <p>Writing Write a Wishing Tale today without looking at the writing structure. Use a character that you might find at the CIRCUS.</p>	<p>Morning Routine Complete the 'Morning Routine' worksheet for Friday.</p> <p>Phonics Complete the 'Spell and Search' worksheet. As an extra, complete the long vowel word search for fun!</p> <p>Reading Complete the 2nd page of the 'Bed in Summer' worksheet from yesterday</p> <p>Writing Write a Wishing Tale today without looking at the writing structure. Think about some MAGIC and MAKE BELIEVE characters!</p> <p>Handwriting Please complete the worksheet attached for the letters Tt and Ff.</p>
Break	Remember to have a healthy snack and go and run around or play a game.				

Year 1 Learning from Home – Term 3 Week 2

Middle	<p>Maths Count forwards to 50 and backwards from 30. Count by 5's and 10's to 100.</p> <p>Practise adding and subtracting at your level.</p>	<p>Maths Count forwards to 50 and backwards from 30. Count by 5's and 10's to 100.</p> <p>Complete the 'Addition and Subtraction' problem solving worksheet.</p>	<p>Maths Count forwards to 50 and backwards from 30. Count by 2's to 100.</p> <p>Complete the 'Standard and Non-standard Place Value' worksheet.</p>	<p>Maths Count forwards to 50 and backwards from 30. Count by 2's to 100.</p> <p>Complete the 'Measuring Area' worksheet.</p>	<p>Maths Count forwards to 50 and backwards from 30. Count by 5's and 10's to 100.</p> <p>Complete the 'Constructing Same Area' worksheet.</p>
Break	Remember to have a healthy lunch and go and run around or play a game.				
Afternoon	<p>HSIE Log in to inquisitive and do the bookmarked lesson pages.</p> <p>Go to: http://inq.co/class/26di Enter the code: 7647</p> <p>Complete: p2, p4, p6 and p7</p>	<p>Science Complete the <i>Scavenger Hunt</i> worksheet:</p> <p>Listen! Draw and/or write the sounds you can hear inside and outside your home.</p> <p>Look! Find a bright place in your home and draw it. Find a dark place in your home and draw it.</p>	<p>PDHPE PDH: Let's pretend you are going to school today. Pack your lunch box with healthy food choices.</p> <p>PE: Practise your sprint run and race someone in your family. Remember, be careful when running.</p>	<p>Creative Arts Create your own turtle out of recycled materials.</p> <p>Follow the instructions on the 'Save the turtles! Art Activity' worksheet</p>	<p>Family Fun Spend time with your family doing something you enjoy.</p> <p>For example: <i>playing a board game, go for a walk, do an art activity, read a book, watch a movie, help cook dinner</i></p>

Morning Routine – Monday

1. Circle which day of the week it is today,

Sunday

Monday

Tuesday

Wednesday

Thursday

Friday

Saturday

2. What day was it yesterday? _____

3. What day will it be tomorrow? _____

4. Circle which season we are in,

Summer

Autumn

Winter

Spring

5. In the sentence below, circle the **subject**. Remember, a subject is **who or what the sentence is about**.

The funny clown danced at the circus.

6. Circle which month we are in,

January

February

March

April

May

June

July

August

September

October

November

December

7. In the box below, draw a picture of today's weather and describe it in a sentence. Please write the short date at the top.

Date: _____

Long Vowel 'oo, ue, ew, u_e' Hunt!

Colour in the words that contain a **long vowel** then write them below.

Don't get tricked by short vowels like 'u' in cut!

fuse	lump	threw	mud	due
must	clue	club	dude	hum
tune	crew	moon	drew	stuff
stew	flute	stump	use	prune
fluff	spoon	glue	soon	blue

Reading: Monday

Dear Diary

Pretend to be a character from a story you have read and write a diary entry about the events that happened to them. Don't forget to use adjectives.

Dear Diary,

Writing: Monday

Write a wishing tale using the template below. Today we are exploring SPACE and our character is an astronaut! Write adjectives next to each arrow to describe your character.



The _____ Wish

Once upon a time, there was a _____

who lived in _____.

The _____ wished _____.

So one day, _____.

But oh no! _____.

Luckily, _____.

In the end, _____.

Now write your wishing tale in your book on your own! Don't forget to add adjectives.

Dd



Notes to remember:

- My letters sit on the line.
- My lower case letters are the same height.
- My upper case letters touch the top of the line.
- I use finger spaces between each new letter or new word.

Say the sound: d.

Now copy the letters and words onto the lines below.

d d d

D D

Dd Dd Dd Dd Dd

Dd

He drew a diving dolphin.

Addition and Subtraction

Choose 2 numbers and practise adding and subtracting at your level. Make sure you write your number sentence and draw a number line. Check you have written your answer.

**7**

▶ Watch the video about Mr Potato Head.
Draw and label your thoughts and ideas.



**The first
Mr Potato Head
looked like ...**

**Mr Potato Head
changed by ...**

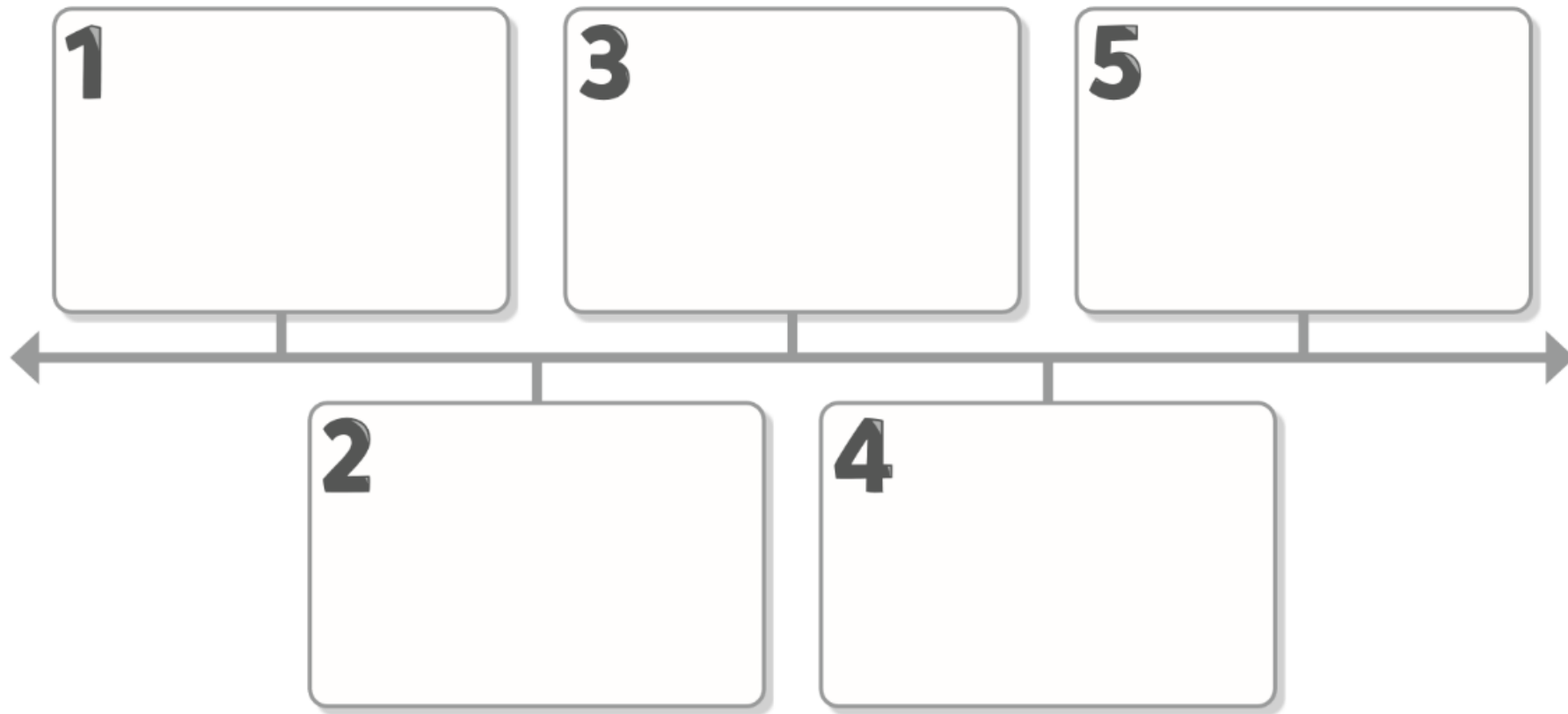
**I think
in the future
Mr Potato Head
will look like ...**

**8**

Investigate how toys have changed over hundreds of years.

 Visit the website and click on the toys to read about them.

Choose five toys then draw and label them on your own timeline.



1

3

5

2

4

TOY SHOP


Children have always played with toys. You can usually tell **when** a toy was made by looking at what it is made from. Older toys were usually made from wood or metal; newer toys are mostly made from plastic.

2


Look at the Toy Shop pictures. These were popular toys in the past. Think about the questions in the boxes.



1950s




1960s



1970s



1980s



OPEN

What do you see?

What do you think?

What do you wonder?

HSIE: Monday

- 5 Visit the website and sort the old and new toys.



Morning Routine – Tuesday

1. Circle which day of the week it is today,

Sunday

Monday

Tuesday

Wednesday

Thursday

Friday

Saturday

2. What day was it yesterday? _____

3. What day will it be tomorrow? _____

4. Today's long date is **Tuesday 20th July 2021**. Please copy the long date below:

5. When is your birthday? _____

6. How old are you? _____

7. In the sentence below, circle the **adjective**. Remember, **an adjective describes a noun**.

The enormous monster ate a sandwich.

Complete the Sentence




Read each sentence then fill in the blank space with the camera word so that the sentence makes sense. Re-read to check over your work.

1. She shared _____ of her cookie with her sister.
2. I came _____ in the running race today!
3. Eating fruit and vegetables is _____ for you.
4. We saw a _____ running to school in the morning.
5. The whale _____ a yummy fish and chased it.
6. _____ you mind helping me?

good	half	saw	girl	first	would
------	------	-----	------	-------	-------

Making Inferences

Think of the main character from your favourite book. Write down what you they are thinking, what they are saying and what they are feeling.



Write a wishing tale using the template below. Today, we are exploring UNDERWATER! Use the picture below to help you choose a character. Write adjectives next to each arrow to describe your character.



The _____ Wish

Once upon a time, there was a _____

who lived in _____.

The _____ wished _____.

So one day, _____.

But oh no! _____.

Luckily, _____.

In the end, _____.

Now write your wishing tale in your book on your own! Don't forget to add adjectives.

PROBLEM SOLVING

Addition and Subtraction Word Problems

Instructions: Read the question and write a number sentence for each question. Then work out the answer using a chosen strategy. You can draw pictures, tally marks or draw a number line to help you work out the answer. Remember to write your answer in the number sentence after you work it out.

There were 4 children on the bus.
8 more children got on the bus.
How many children on the bus?

There were 7 children on the bus.
6 more children got on the bus.
How many children on the bus?

There were 4 children on the bus.
8 more children got on the bus.
Then 3 children got off the bus.
How many children on the bus?

Look! Listen! Scavenger Hunt

- 1) **Listen!** Draw and/or write the **sounds** you can hear inside and outside your home.
- 2) **Look!** Find a **bright** place in your home and draw it.
Find a **dark** place in your home and draw it.
- 3) **Bonus:** Find 3 things that make light AND sound.



Sounds I heard	
Inside my home	Outside my home

Light and dark places inside my home	
A bright place inside my home	A dark place inside my home

What makes light and sound ?

Morning Routine – Wednesday

1. Circle which month we are in,

January

February

March

April

May

June

July

August

September

October

November

December

2. Circle which pictures below describe what the weather is like today,



3. In the sentence below, circle the **noun**. Remember, a **noun** is a person, place, thing, or an idea.

I went for a walk to the shops.

Looking Good!

Ask a parent or older sibling to read the words below to you.

Can you write the words in the correct column on the Looking Good worksheet?

Put a tick next to the words you spelt correctly.

oo		ue		ew		u_e	
moon		blue		crew		lute	
pool		true		chew		rule	
tooth		glue		blew		June	
zoom		clue		screw		flute	
gloom		untrue		threw		prune	

Looking Good!

oo	ue	ew	u_e

My Book Review

Title:

Author:

Write an honest book review
about the most recent book
you have read.

I would give it:



stars

What the book was about:

A short recap of the story:

A picture of the characters:

My favourite part of the book:

Below is a wishing tale that is **Jumbled** .

Read the sentences carefully and rewrite the wishing tale in the correct order.

The popular fish wished that she could have sparkly scales, so she could be the most beautiful fish in the ocean.

Luckily, the friendly fish decided that her friends were more important than looking beautiful.

Once upon a time, there was a friendly fish who lived in a colourful coral reef.

The Beautiful Wish

But, oh no! Soon her friends stopped wanting to play with the little fish and she was left all alone.

So one day, the once friendly fish left all her friends every day to find lots of shiny scales.

Bb



Notes to remember:

- My letters sit on the line.
- My lower case letters are the same height.
- My upper case letters touch the top of the line.
- I use finger spaces between each new letter or new word.

Say the sound: b.

Now copy the letters and words onto the lines below.

b b

B B

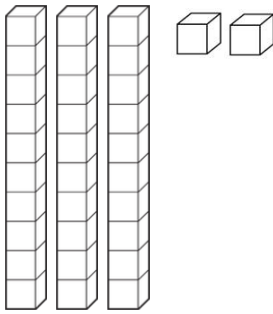
Bb Bb Bb Bb Bb Bb

Bb Bb

The blue balloon blew.

Standard and Non-standard Place Value

Example:



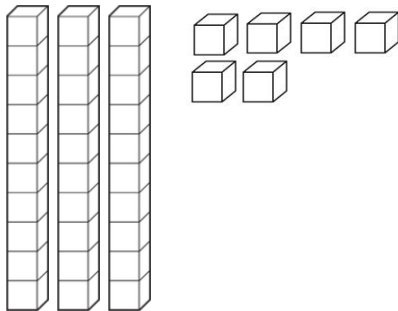
Tens	Ones
3	2

32 is 3 tens and 2 ones.

32 is 32 ones.

32 is 2 tens and 12 ones.

1)



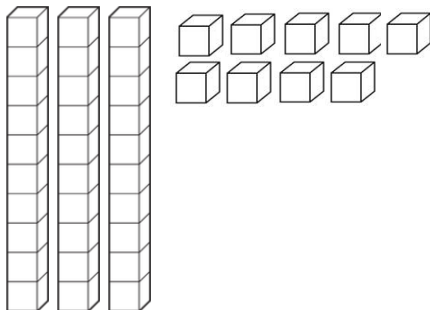
Tens	Ones

_____ is _____ tens and _____ ones.

_____ is _____ ones.

_____ is _____ tens and _____ ones.

2)



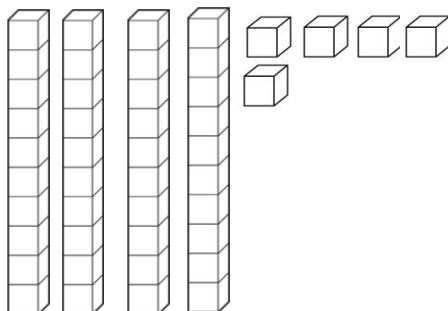
Tens	Ones

_____ is _____ tens and _____ ones.

_____ is _____ ones.

_____ is _____ tens and _____ ones.

3)



Tens	Ones

_____ is _____ tens and _____ ones.

_____ is _____ ones.

_____ is _____ tens and _____ ones.

Challenge: Choose another number and draw it in a place value chart. Write your number sentences to describe standard and non-standard place value.

Morning Routine – Thursday

1. Circle which season we are in,


Summer

Autumn

Winter

Spring

2. In the box below, draw and label some clothing items we can wear for the season we are in,



3. In the sentence below, circle the **verb**. Remember, **a verb is something my body can do, my brain can think, my heart can feel.**

The majestic mermaid swam through the deep blue ocean.

4. How many days in July? Write your answer below. If you are unsure, you can use the internet with an adult to find out.

Camera Word Sentences

Write a sentence for each of the camera words. Cross out the camera word once you've written a sentence with it.

good half saw girl first would

1. _____

2. _____

3. _____

4. _____

5. _____

6. _____

Read the beginning of the poem **Bed in Summer** by **Robert Louis Stevenson** and answer the following questions.

Bed in Summer

In winter I get up at night
And dress by yellow candle-light.
In summer, quite the other way, I
have to go to bed by day.

I have to go to bed and see
The birds still hopping on the tree, or
hear the grown-up people's feet still
going past me in the street.

By Robert Louis Stevenson



1. **When** does the child in this poem have to get up in **winter**? **Tick one.**

☐

in the day

☐

at lunchtime

☐

at night

2. **Find and copy** 8 words in the poem that **rhyme**.

3. **What** does the child in the poem **hear** when going to bed in summer? **Tick one.**

☐

birds in the tree

☐

grown-up people's feet

☐

cars in the street

☐

children playing

4. Do you think the child in the poem prefers going to bed in **summer** or **winter**? **Why?**

5. **Which words** in the poem tell you that it is set in the past?

6. This is the last verse of the poem. Can you work out and fill in the missing words?

And does it not seem hard to you,
When all the sky is _____ and _____ ,
And I should like so much to _____. To
have to get to bed by _____ ?



Writing— Thursday


*This time, your job is to write a **wishing tale** below on your own.
Today's theme is the **CIRCUS!***

You can use the picture below to help you with your ideas.




Measuring Area

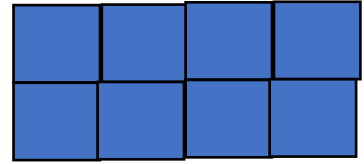
Instructions: Find the area of these shapes by counting the squares.




Area= _____ squares



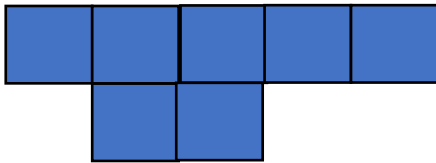
Area= _____ squares



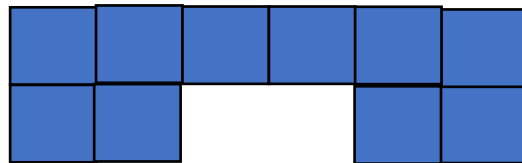
Area= _____ squares



Area= _____ squares

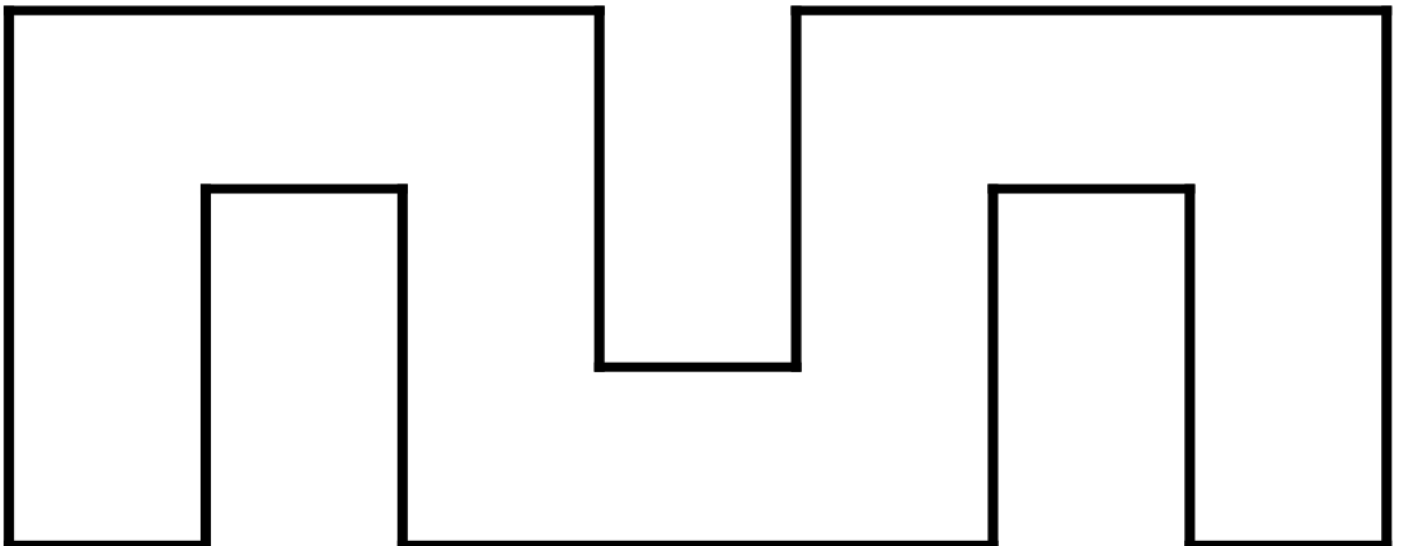


Area= _____ squares
Unit of measurement= _____



Area= _____ squares
Unit of measurement= _____

Instructions: Using squares that you have cut up, measure the Area of this shapes. Make sure your squares are the same size.



Area = _____ squares
Unit of measurement = _____



Save the turtles!

Art Activity




You will need:

- 1 x blank paper
- Colour pencils/markers/crayons
- Any recycled materials, for example: *scrap paper, newspaper, magazines, catalogues, clean lolly wrappers, clean chocolate wrappers, receipts, paper bags*
- Glue
- Scissors

Steps:

- 1) Draw the turtle on the blank piece of paper.



- 2) Colour the head, arms, legs, and tails. Do **NOT** colour the shell/body.
- 3) Cut the recycled materials into medium sized pieces.
- 4) Scrunch up the recycled materials into little balls.
- 5) Stick the balls onto the shell of the turtle.



Morning Routine – Friday

1. Circle which pictures below describe what the weather is like today,



2. Today's long date is **Friday 22nd July 2021**. Please copy the long date below,



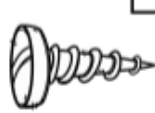

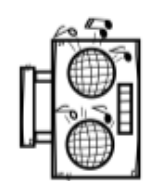







3. Can you figure out what the long date will be for tomorrow?
Write it on the line below,

4. We are in the season of Winter. Write down below which 3 months are in the season of Winter,

5. If today is Friday, what day will it be tomorrow?

Spell and Search Long u (ew, u-e)

Directions: Write the words in the letter boxes to tell about the pictures. Then, find the words in the word search.

Cube	dew	grew	blew
Flute	tube	stew	tune
Chew	blue	screw	glue

Some extra fun!

Try to find all the words in the word search. Cross out the words once you find them so you don't get confused!

Word search - ew, u_e, oo, ue

n	c	l	u	e	a	o	t	u	v	d	x
g	r	e	w	y	l	z	b	l	u	e	i
x	b	l	e	w	w	o	w	y	d	w	c
j	a	r	o	o	f	o	z	i	g	c	r
b	b	k	f	d	d	g	j	u	n	e	e
b	m	p	r	u	n	e	r	u	l	e	w
g	l	u	e	t	i	e	k	k	a	y	x
i	b	r	o	o	m	m	q	d	s	v	r

Find the following words in the puzzle.

Words are hidden  and .

broom

roof

june

prune

clue

zoo

blue

grew

crew

glue

rule

blew

This time, your job is to write a wishing tale on your own.
Today's theme is MAGIC and MAKE BELIEVE! You can use
the pictures below to help you with your ideas.



Tt

Ff

Notes to remember:

- My letters sit on the line.
- My lower case letters are the same height.
- My upper case letters touch the top of the line.
- I use finger spaces between each new letter or new word.

Say the sounds: t and f.

Now copy the letters and words onto the lines below.

t t

T T

Tt Tt

f f





F F

Ff Ff

Constructing Same Area

Instructions: Find some scrap paper and cut out some squares. Use the squares to construct 4 different shapes with the same area. Write the area of each shape.

Example:

 Area: 4 squares	 Area: 4 squares	 Area: 4 Squares	 Area: 4 squares
------------------------------------------------------------------------------------------------------	------------------------------------------------------------------------------------------------------	-------------------------------------------------------------------------------------------------------	--------------------------------------------------------------------------------------------------------

<div>Area: _____</div>	<div>Area: _____</div>
<div>Area: _____</div>	<div>Area: _____</div>