

Year 6 Week 2 Term 3

Choose an activity you are comfortable with and complete it to the best of your ability. You can do more than one.

- 1) Practice reading and writing the following words on a paper or in book or mini whiteboard.
- 2) Write a sentence for each word in English.
- 3) Break the words into phonemes on a paper, in your book or mini whiteboard.


Arabic word	Arabic transliteration	English word
قرد	qird	monkey
ضفة	difa	bank
نهر	nahr	river
مانجو	mango	mango
تمساح	timsah	crocodile
ظهري	thahre	My back
ثم	thuma	afterwards
قلبي	qalbi	My heart
تستمتع	tastami'	To enjoy
أحضر	ahdar	to bring
أذكى	athka	smarter
اقتراح	iqtirah	suggestion
دون	doun	without
قبل	qabl	before
اعود	a'oud	return
شجرة	shajara	tree
كريم	kareem	generous
وسط	wasat	middle
جائع	Ja'i	hungry
و	wa	and

Year 6 Week 2 Term 3

Match the words to the pictures you can either cut and paste or join with a line.

Practice writing the words in your book or on a paper or mini whiteboard.

monkey




فرد

crocodile




تمساح

tree



شجرة

river



نهر

mango



مانجو

Extension:

Write a few sentences in English or a summary if you remember this story.