

Please ask your parents to keep all your Chinese worksheets in a safe place so you can bring them back to school to show me your lovely work.

Have fun with this week's activities. Try to finish this by Thursday.

L.I.: Numbers 11 – 20

S.C.: - I understand how the Chinese numbers are formed based on the place value.

- I can say and write the numbers 11 – 20.

Last week we looked at how the Chinese numbers 11-14 were formed. Did you get what 15 is in Chinese?

15 is 10 + 5, so in Chinese it is 十 五

Now write the numbers 11 -15 in Chinese.

11	12	13	14	15
十 一				



Are you ready to learn how to say and write the numbers 16 -20? Scan this and go

to the 2 slides with the smiley faces. **Touch the speaker** at the top left corner to listen.

Once you can hear my voice, touch the bottom part of the slide, the play bar will disappear so you can look at the slide while listening to the explanation. You use the little > at the bottom left to go to slide 2. If you cannot, the slides are here.

15 is 10 + 5  

 十五

16 is 10 + 6  

 十六

17 is 10 + 7  

 十七



18 is 10 + 8  



 十八

19 is 10 + 9  

 十九

What is 20 in Chinese? Go to the next slide.

20 is 10 + 10  

 + 



+ + NO X It should be 二十

We cannot simply write ++ as we do not say ten ten in English. We say twenty which means two tens. So in Chinese we say 二十 as there are two tens.

Now write the numbers 16 - 20 in Chinese.

16	17	18	19	20



Scan this  to go to You Tube and count from 11 – 20 again. You can also type ‘QK Chinese numbers 11-20’ in  bar and click on the top video. Don’t forget to repeat the Chinese numbers after her.



Thank you for trying <sup>xièxiè</sup> 谢谢.