

Kindergarten Learning from Home – Term 3, Week 3

	Monday	Tuesday	Wednesday	Thursday	Friday
Morning	<p>Morning Routine</p> <p>Watch the clip</p> <p>https://www.youtube.com/watch?v=3tx0rvuXIRg</p> <p>Complete today's worksheet.</p> <p>Phonological Awareness</p> <p>Complete the rhyming words worksheet</p> <p>Phonics</p> <p>Read the following camera words and have a go at writing them on your own:</p> <ul style="list-style-type: none"> - I - the - to - are - was - she <p>Complete today's phonics worksheet.</p> <p>Writing</p> <p>Watch this clip about monkeys.</p> <p>https://www.youtube.com/watch?v=A6lmmAyyvI3I</p>	<p>Morning Routine</p> <p>Complete today's worksheet.</p> <p>Phonological Awareness</p> <p>Complete the syllable count worksheet</p> <p>Phonics</p> <p>Read the following camera words and have a go at writing them on your own:</p> <ul style="list-style-type: none"> - day - of - a - today - for - he <p>Complete today's phonics worksheet.</p> <p>Writing</p> <p>Watch this clip about penguins.</p> <p>https://www.youtube.com/watch?v=xnu5htZpruE</p>	<p>Morning Routine</p> <p>Watch the clip</p> <p>https://www.youtube.com/watch?v=Fe9bnYRzFvk</p> <p>Complete today's worksheet.</p> <p>Phonological Awareness</p> <p>Complete the initial sounds worksheet</p> <p>Phonics</p> <p>Read the following camera words and have a go at writing them on your own:</p> <ul style="list-style-type: none"> - all - is - me - no - they - said <p>Complete today's phonics worksheet.</p> <p>Writing</p> <p>Watch this clip about lions.</p> <p>https://www.youtube.com/watch?v=L5YHIH0f4Uw</p>	<p>Morning Routine</p> <p>Complete today's worksheet.</p> <p>Phonological Awareness</p> <p>Complete the syllable sort worksheet</p> <p>Phonics</p> <p>Read the following camera words and have a go at writing them on your own:</p> <ul style="list-style-type: none"> - you - play - this - come - my - have <p>Complete today's phonics worksheet.</p> <p>Writing</p> <p>Watch this clip about zebras.</p> <p>https://www.youtube.com/watch?v=kWxnadQI5Qw</p>	<p>Morning Routine</p> <p>Complete today's worksheet.</p> <p>Phonological Awareness</p> <p>Complete the compound words worksheet</p> <p>Phonics</p> <p>Choose 10 camera words from this week and have a go at writing them on your own.</p> <p>Complete today's phonics worksheet.</p> <p>Writing</p> <p>Watch this clip about bears.</p> <p>https://www.youtube.com/watch?v=K-3snCVlrJ8</p>

	<p>Draw a picture of a monkey and label some of its features, such as its big mouth and long arms.</p> <p>Write an information report about a monkey. Start with the title, then write the opening sentence. If you can, try to write more sentences to inform the reader about the monkey's features, where it lives and what it eats.</p> <p>The Monkey</p> <p>This is a monkey.</p> <p>It has a big mouth and long arms.</p> <p>It lives in the rainforest.</p> <p>It eats plants.</p>	<p>Draw a picture of a penguin and label some of its features, such as its pointy bill and flat flippers.</p> <p>Write an information report about a penguin. Start with the title, and then write the opening sentence. If you can, try to write more sentences to inform the reader about the penguin's features, where it lives and what it eats.</p> <p>The Penguin</p> <p>This is a penguin.</p> <p>It has a pointy bill and flat flippers.</p> <p>It lives in Antarctica.</p> <p>It eats fish.</p>	<p>Draw a picture of a lion and label some of its features, such as its long mane and sharp claws.</p> <p>Write an information report about a lion. Start with the title, and then write the opening sentence. If you can, try to write more sentences to inform the reader about the lion's features.</p> <p>The Lion</p> <p>This is a lion.</p> <p>It has a long mane and sharp claws.</p> <p>It lives....</p> <p>It eats....</p>	<p>Draw a picture of a zebra and label some of its features, such as its stripy body and hard hooves.</p> <p>Write an information report about the zebra. Start with the title, and then write the opening sentence. If you can, try to write more sentences to inform the reader about the zebra's features, where it lives and what it eats.</p> <p>The Zebra</p> <p>This is a zebra.</p> <p>It has a stripy body and hard hooves.</p> <p>It lives....</p> <p>It eats....</p>	<p>Draw a picture of a bear and label some of its features, such as its long fur and small ears.</p> <p>Write an information report about a bear. Start with the title, and then write the opening sentence. If you can, try to write more sentences to inform the reader about the bear's features, where it lives and what it eats.</p> <p>The Bear</p> <p>This is a bear.</p> <p>It has long fur and small ears.</p> <p>It lives....</p> <p>It eats....</p>
Break	Remember to have a healthy snack and go and run around or play a game.				

Middle	<p>Maths</p> <p>Start from any given number and count forwards to 30 and backwards from 20.</p> <p>Complete the Maths Warm Up. The number of the day is 6.</p> <p>Complete the Monday worksheet.</p>	<p>Maths</p> <p>Start from any given number and count forwards to 30 and backwards from 20.</p> <p>Complete the Maths Warm Up. The number of the day is 7.</p> <p>Complete the Tuesday worksheet.</p>	<p>Maths</p> <p>Start from any given number and count forwards to 30 and backwards from 20.</p> <p>Complete the Maths Warm Up. The number of the day is 8.</p> <p>Complete the Wednesday worksheet.</p>	<p>Maths</p> <p>Start from any given number and count forwards to 30 and backwards from 20.</p> <p>Complete the Maths Warm Up. The number of the day is 9.</p> <p>Complete the Thursday worksheet.</p>	<p>Maths</p> <p>Start from any given number and count forwards to 30 and backwards from 20.</p> <p>Complete the Maths Warm Up. The number of the day is 10.</p> <p>Complete the Friday worksheet.</p>
Break	Remember to have a healthy lunch and go and run around or play a game.				
Afternoon	<p>HSIE</p> <p>Open the 'Lesson 1: A family' in Inquitive using this link: http://inq.co/class/2r64</p> <p>You will be asked for a 4 digit access code: 7882</p> <p>Complete the family worksheets in the pack, labelled Monday HSIE.</p>	<p>PDHPE</p> <p>It is time for some exercise! Don't forget to stretch your muscles before starting.</p> <p>Watch the video to warm up https://www.youtube.com/watch?v=2UcZWXvgMZE</p> <p>We are going to learn how to balance. Watch the video to learn how to balance https://youtu.be/PljGqZFtJ9I</p>	<p>Science</p> <p>Today we are learning about things that move. You are going to draw your observations of things that move.</p> <p>Go on a hunt around your house to find things that move. What could you find? A ball? A dice? A coin?</p> <p>Have a look outside your house to see if you can find more things that move. Did you see a bird flying? A person riding a</p>	<p>Creative Arts</p> <p>Complete the Ice Cream Cone artwork in the pack. You can use colouring pencils, markers or paints. Use scissors to cut out the template carefully, but make sure an adult is watching you! Glue your ice cream cone together on another piece of paper.</p> <p>If you like, you can take a photo of your artwork and post it on SeeSaw!</p>	<p>Developmental Play</p> <p>Now it is time to play with someone in your family. Remember when we play, we need to take turns and listen to the other person's ideas. You might like to play a board game, or you could set up a fruit and vegetable shop and take it in turns to be the customer.</p>

		<p>Play the Freeze song again, but this time, whenever you hear the word "Freeze" - practise your static balance.</p> <p>Now do PE with Joe, Froggy Coach: https://www.youtube.com/watch?v=16FIVgWUKlY</p>	<p>bicycle? Or perhaps a leaf falling from a tree?</p> <p>On a piece of paper, write the title 'Things that move', and do some drawings to represent things that you saw moving inside and outside your house.</p>		
--	--	--	--	--	--

Monday- Morning Routine

Watch the clip

<https://www.youtube.com/watch?v=3tx0rvuXIRg>

Say the days of the week.

Sunday	Monday	Tuesday	Wednesday	Thursday	Friday	Saturday
--------	--------	---------	-----------	----------	--------	----------

Complete this sentence

Today is _____.

What month is it now? Colour it in.

January	February	March	April	May	June
July	August	September	October	November	December

Can you draw the map of Australia?
Try to include the states and territories.

Draw today's weather.

Monday Phonological Awareness

Rhyming Odd word out

Look at the pictures, say the words and cross out the word that does not rhyme.

Odd One Out

Cross out the one that doesn't rhyme



sleep



sheep



jeep



car



bell



cat



mat



rat



chop



mop



pop



hot



map



beep



snap



cap



jam



clam



wing



ram

Read each word then find
the matching picture.

cat



man



hen



bed



sit



pin



dog



rob



mug




run



Monday - Phonics

CVC DETECTIVES




Monday — Math's Warm Up



Check the Week 3 learning grid for the number of the day. Collect enough small objects (e.g. pegs) to make the number and split them up into groups. Some numbers will cannot be split evenly.

Optional: Take a photo and send it your teacher.




Make one group:



Make two groups:



Make three groups:



Make one group:

Make two groups:


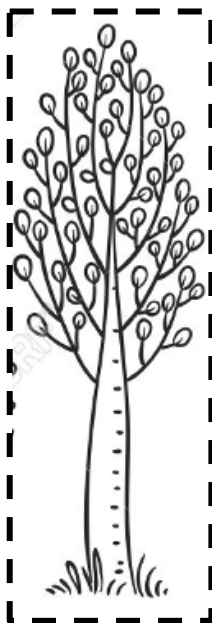

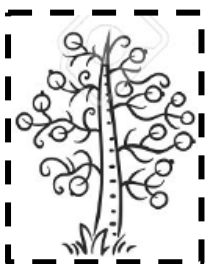
Make three groups:

Monday – Maths

Cut the trees below and arrange them in order from shortest to tallest. Glue the trees on the line below. Remember that all the trees need to be on the baseline.

Shortest


Tallest





6


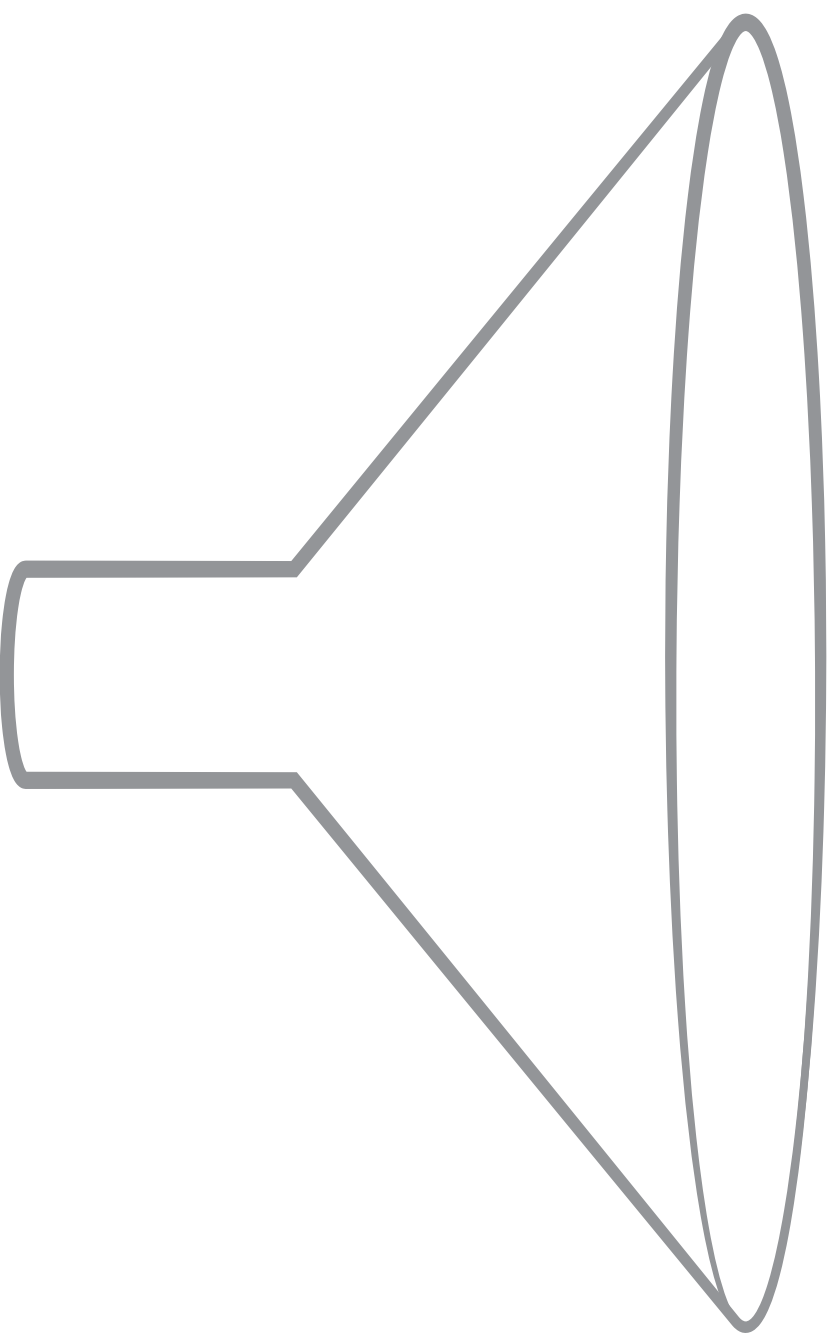
Draw the people you think could be in a family tree.





7

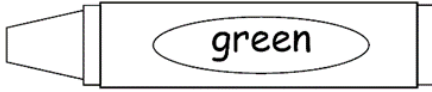
Fill the funnel with
all the things you
think are needed
to make a family.



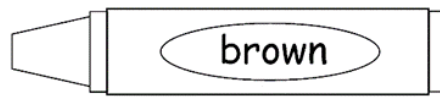
Tuesday- Morning Routine

Colour in the days of the week.

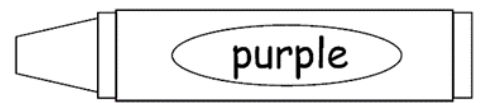
Yesterday



Today



Tomorrow



Sunday	Monday	Tuesday	Wednesday	Thursday	Friday	Saturday

Complete the sentence

Today is _____.

What season is it now? Colour it in.

Summer	Autumn	Winter	Spring

The date on Monday was

26-7-21

Write the short date for today.

Draw an activity you would do in summer.

Dot the Syllables



pizza

1

2

3

4



chair

1

2

3

4



kangaroo

1

2

3

4



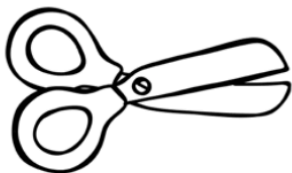
caterpillar

1

2

3

4



scissors

1

2

3

4



ring

1

2

3

4

CVC vowel sounds

Colour the correct vowel then write the word underneath.



Write:

s

a

u

d




Write:

k

a

i

t



Write:

c


o

u

b

CVC vowel sounds

Colour the correct vowel then write the word underneath.



Write:

u

e

o

t



Write:

n

a

u

t



Write:

m

o

a


p

Tuesday — Math's Warm Up


Check the Week 3 learning grid for the number of the day. Collect enough small objects (e.g. pegs) to make the number and split them up into groups. Some numbers will cannot be split evenly.

Optional: Take a photo and send it your teacher.


Make one group:



Make two groups:



Make three groups:



Make one group:

Make two groups:

Make three groups:

Wednesday- Morning Routine

Watch the clip

<https://www.youtube.com/watch?v=Fe9bnYRzFvk>


Colour today's date on the calendar.

July 2021

Sunday	Monday	Tuesday	Wednesday	Thursday	Friday	Saturday
				1	2	3
4	5	6	7	8	9	10
11	12	13	14	15	16	17
18	19	20	21	22	23	24
25	26	27	28	29	30	31

Write a sentence
about today.

Match the weather words to the pictures.



raining


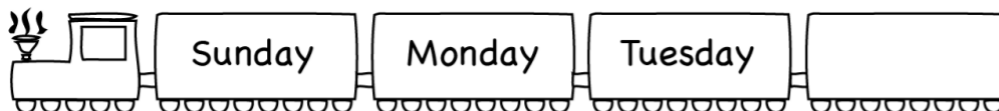
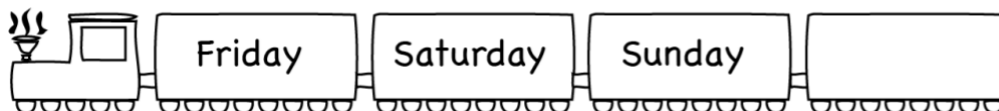


windy



sunny

Which day comes next?















p s m l

Name _____



MISSING First Sounds

 <div><div></div><div>i</div><div>g</div></div>	 <div><div></div><div>i</div><div>p</div></div>	 <div><div></div><div>o</div><div>p</div></div>
 <div><div></div><div></div><div></div></div>	 <div><div></div><div></div><div></div></div>	 <div><div></div><div></div><div></div></div>
 <div><div></div><div></div><div></div></div>	 <div><div></div><div></div><div></div></div>	 <div><div></div><div></div><div></div></div>
 <div><div></div><div></div><div></div></div>	 <div><div></div><div></div><div></div></div>	 <div><div></div><div></div><div></div></div>

CVC Read, Cut and Paste




The cat is in the bed.

Kim sat on the mat.

This dog can beg.

Can you do up the zip?

I can see a big fin.




Wednesday — Math's Warm Up



Check the Week 3 learning grid for the number of the day. Collect enough small objects (e.g. pegs) to make the number and split them up into groups. Some numbers will cannot be split evenly.

Optional: Take a photo and send it your teacher.




Make one group:



Make two groups:



Make three groups:



Make one group:

Make two groups:

Make three groups:

Wednesday - Maths



Are you a girl?

Count the girls and boys. Draw a box in the "Yes" row for every girl there is. Draw a box in the "No" row for every boy there is. Remember to make sure there are no gaps or overlaps between the boxes.

Yes:

No:

How many boys are there? _____

How many girls are there? _____

Circle the correct answer

Are there more girls? Yes/No

Are there fewer boys? Yes/No

Wednesday - Maths



Do you like ice cream?

Ask your family and friends if they like ice cream. If they like ice cream, draw a box in the "Yes" row. If they do not like ice cream draw a box in the "No" row. Remember to make sure there are no gaps or overlaps between the boxes.

Yes:

No:

How many people like ice cream? _____

How many people do not like ice cream? _____

Circle the correct answer:

Do more people like ice cream? Yes/No

Do fewer people not like ice cream? Yes/No

Thursday- Morning Routine

Sunday	Monday	Tuesday	Wednesday	Thursday	Friday	Saturday

Complete these sentences

Yesterday was _____

Today is _____

Tomorrow will be _____

The date on Monday was

26-7-21

Write the short date for today.

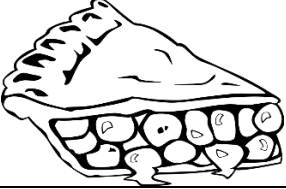
Draw and label a picture of an Australian animal.












Tell a family member all about the animal.

Draw what you think the weather will be like tomorrow.

Syllable Sort




Cut out the pictures below and glue them under how many syllables in the word.

1 syllable	2 syllables	3 syllables
		

CVC Words Cut and Paste

Directions: Cut and paste the letters to make the word for the picture in the box.



h

a

v

n

a

n

g

a

b

p

t


a

Thursday — Math’s Warm Up



Check the Week 3 learning grid for the number of the day. Collect enough small objects (e.g. pegs) to make the number and split them up into groups. Some numbers will cannot be split evenly.

Optional: Take a photo and send it your teacher.




Make one group:



Make two groups:



Make three groups:



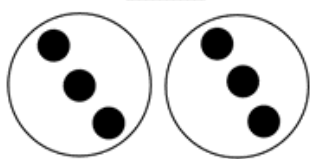
Make one group:

Make two groups:

Make three groups:

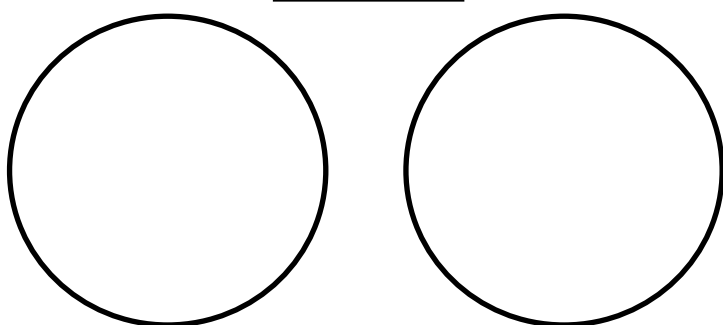
Thursday—Maths

6

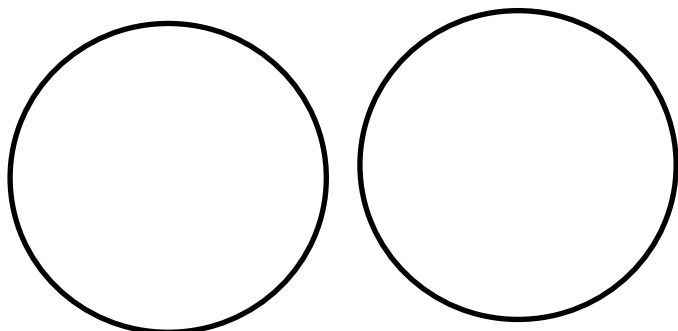


equal or unequal

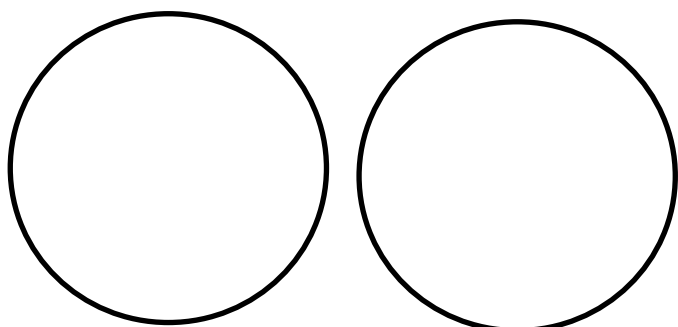
Choose a number between 1 and 10 and write your number in the box. Use pegs or something small and share the items between two groups. Are your groups equal or unequal? Trace the words underneath the groups and circle whichever applies.



equal or unequal



equal or unequal



equal or unequal

Friday- Morning Routine

Sunday	Monday	Tuesday	Wednesday	Thursday	Friday	Saturday

Today is _____

The date is _____

The month is _____

The season is _____

Colour in to show if these sentences are true or false.

The weekend days are Saturday and Sunday.



January is the last month of the year.



There are 7 days in a week.



List 3 foods you like and 3 foods you do not like.

<u>like</u>	<u>dislike</u>

Tell a family member about the things you like.

Compound Words








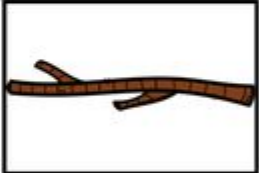






Compound words are made by joining two or more words; the combination makes a new word.

Look at the pictures, say the words and write the word in the box.

COMPOUND WORDS #2

Name: _____

Write the compound word that can be made using the two pictures.

	+		=	<input type="text"/>
	+		=	<input type="text"/>
	+		=	<input type="text"/>
	+		=	<input type="text"/>
	+		=	<input type="text"/>
	+		=	<input type="text"/>
	+		=	<input type="text"/>

Friday - Phonics

Read the sentences and draw a picture to match.


	The pig fell in the mud.
	All the dolls are big.
	I will huff and puff.
	A big kiss from mum.
	This is my dress.
	He will mess it up.

Friday — Math's Warm Up



Check the Week 3 learning grid for the number of the day. Collect enough small objects (e.g. pegs) to make the number and split them up into groups. Some numbers will cannot be split evenly.

Optional: Take a photo and send it your teacher.




Make one group:



Make two groups:



Make three groups:


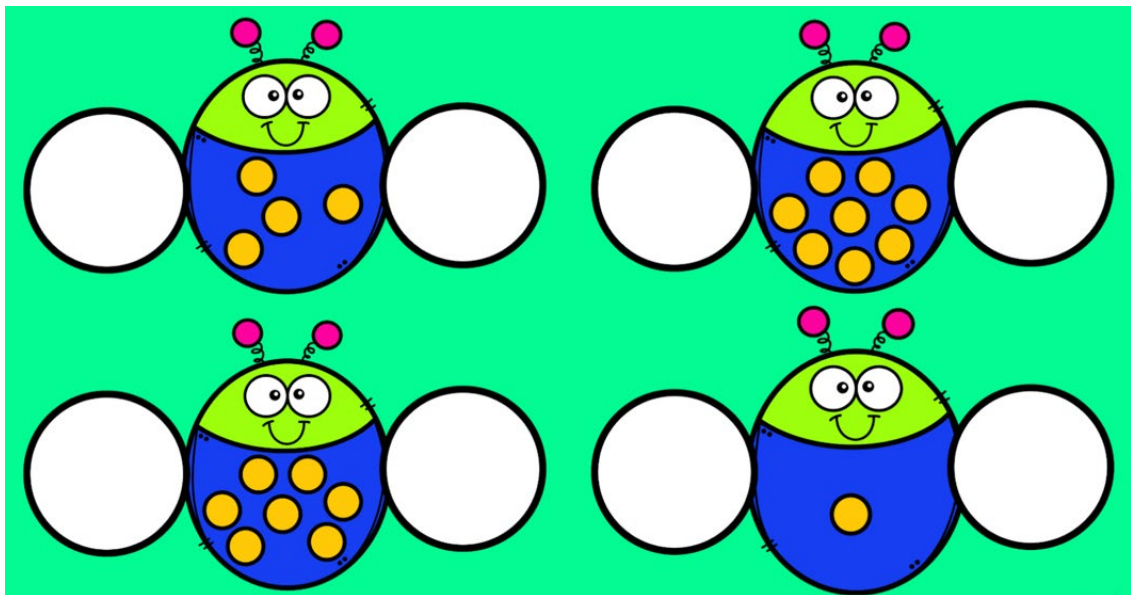
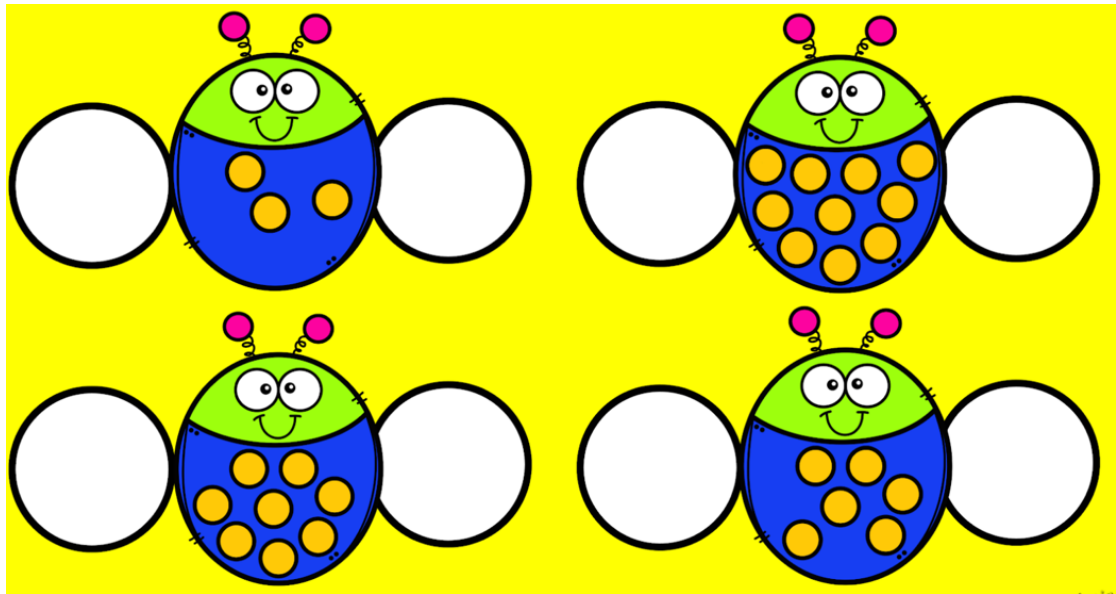


Make one group:

Make two groups:

Make three groups:

Numbers before and after
Use your subitising skills to identify the number of dots. Write the number
before and after on the wings.




Kindergarten English Specialist Home Learning Week 3

Colour the ♥ in each box as you complete it.



Phonemes

Read and colour each phoneme on the flowers.



Sentence Reading Read each sentence. Draw a picture to match.

Pat the cat.

I got a tap.

She was a cop.

The pot was hot.



Extension: Write each sentence on a paper. Can you **circle** the camera words?

Beginning Sounds

Say each farm animal.
Match the picture to the beginning sound.



c

p

h


g

Answer Key: g, h, c, p



Rhyme Time


Say each word. Colour the happy face if the two pictures rhyme and the sad face if they don't.



Answer Key:

Syllables

Say each word. Clap out the word to find out the number of syllables. Colour your answer.



Answer Key: Butterfly (3), cow (1), dinosaur (3), turtle (2), spider (2), cat (1).



Extension: Find 10 items in your house. Can you clap the syllables in each word?

Mathematics Specialist Home Learning Week 3

Colour the ☺ in each box as you complete it.

COUNTING

Can you count **forwards** to 20?

Can you count **backwards**
from 10 to 0? ☺

Can you count a collection of objects?
How many coloured pencils, crayons and
textas do you have at home? Draw a
picture of your items and write the number
that shows how many you have counted.



CHALLENGE



Count all the door handles in your
house.

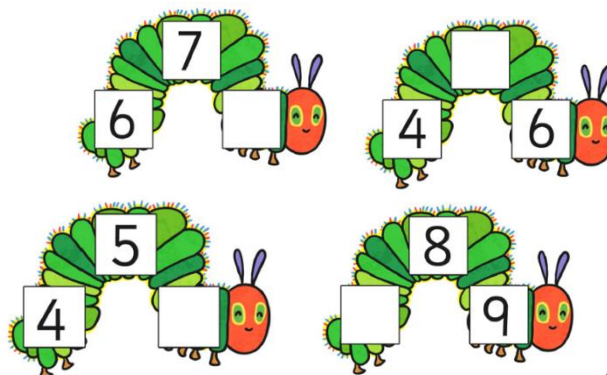
Help an adult with the laundry.
Match all pairs of socks and count how
many pairs there are.

THINK ALOUD

Does the last number we say tell us
how many there are? Write down the
number that represents the total amount
counted.

MISSING NUMBERS

Fill in the missing numbers.



ORDERING NUMBERS


①②③④⑤ ➡ ➡

Write the numbers 1 to 10 on a strip of
paper. Cut out the numbers, jumble
them up and glue the numbers back
in the right order from smallest to
biggest. Make sure you count as you
go to check your work.




FORMATION

Watch this [video](#). Press pause after
each number and have a go at
writing your numbers with correct
formation. Remember to start at the
top dot and follow the arrows.



Say the number aloud and **colour**
the correct number of petals.



Please do ALL activities by Friday. Have fun Kindergarten! Link to formation video found here: https://www.youtube.com/watch?v=YFES_uN0js4