

Year 1 Learning from Home – Term 3 Week 3

	Monday	Tuesday	Wednesday	Thursday	Friday
Morning	<p>Morning Routine Complete the 'Morning Routine' worksheet for Monday.</p> <p>Phonics Focus phonemes: i, ie, igh, y, i_e Complete the 'Long Vowel i, ie, igh, y, i_e Hunt!' worksheet.</p> <p>Reading Complete the 'Cook up a Character' worksheet for reading.</p> <p>Writing Choose a character and setting in space. Using the writing structure, write a Wishing Tale.</p> <p>Handwriting Please complete the worksheet attached for the letter Ss.</p>	<p>Morning Routine Complete the 'Morning Routine' worksheet for Tuesday.</p> <p>Phonics Complete the 'Compete the Sentence' worksheet.</p> <p>Reading Complete the 'Create a Comic' worksheet for reading.</p> <p>Writing Choose a character and setting in underwater. Using the writing structure, write a Wishing Tale.</p>	<p>Morning Routine Complete the 'Morning Routine' worksheet for Wednesday.</p> <p>Phonics Complete the 'Looking Good' worksheet.</p> <p>Reading Complete the 'Town's Most Wanted' worksheet for reading.</p> <p>Writing Read the wishing tale, complete the punctuation scavenger hunt and draw a picture.</p> <p>Handwriting Please complete the worksheet attached for the letter Pp.</p>	<p>Morning Routine Complete the 'Morning Routine' worksheet for Thursday.</p> <p>Phonics Complete the 'Camera Word Sentences' worksheet.</p> <p>Reading Complete the 'Book Review' worksheet for reading.</p> <p>Writing Choose a character and setting in natural environments. Using the writing structure, write a Wishing Tale.</p>	<p>Morning Routine Complete the 'Morning Routine' worksheet for Friday.</p> <p>Phonics Complete the 'Long Vowel/Short Vowel Sort' worksheet. As an extra activity follow the link and play Phonics Pop. Tick the igh and i_e boxes and have fun! https://www.ictgames.com/phonicsPop/</p> <p>Reading Complete the 'Character Analysis' worksheet for reading.</p> <p>Writing Choose any character and setting. Using the writing structure, write a Wishing Tale.</p> <p>Handwriting Please complete the worksheet attached for the letters Mm and Nn.</p>
Break	Remember to have a healthy snack and go and run around or play a game.				

Year 1 Learning from Home – Term 3 Week 3

Middle	<p>Maths Count forwards to 50 and backwards from 30. Count by 5's and 10's to 100.</p> <p>Practise adding and subtracting at your level.</p>	<p>Maths Count forwards to 50 and backwards from 30. Count by 5's and 10's to 100.</p> <p>Complete the 'Addition and Subtraction Word Problem' worksheet.</p>	<p>Maths Count forwards to 50 and backwards from 30. Count by 2's to 100.</p> <p>Complete the 'Standard and Non-standard Place Value' worksheet.</p>	<p>Maths Count forwards to 50 and backwards from 30. Count by 2's to 100.</p> <p>Complete the 'Patterns' worksheet.</p>	<p>Maths Count forwards to 50 and backwards from 30. Count by 5's and 10's to 100.</p> <p>Complete the 'Matching Money' worksheet.</p>
Break	Remember to have a healthy lunch and go and run around or play a game.				
Afternoon	<p>HSIE Log in to inquisitive and do the bookmarked lesson pages. Go to: http://inq.co/class/hsh</p> <p>Enter the code: 5617</p> <p>Complete: p1, p2, p6 and p9</p> <p>If you have trouble with this, focus on the worksheets provided for Monday. If you would like help, contact your class teacher on seesaw.</p>	<p>Science Read the Unit Spot the Difference overview and have a discussion with an adult or sibling about what might happen to chocolate if it was left in the sun.</p> <p>Complete the 'What melts in the sun?' worksheet.</p>	<p>PDHPE PDH: Talk to your family about what the term 'Unique' means. Ask them what makes everyone unique. Colour in, cut out and glue the stencils to make the best version of you.</p> <p>Complete the 'All about me' worksheet.</p> <p>PE: Play a game of soccer with your family. Focus on kicking the ball. If you do not have a ball, practise your skipping. Remember, be careful when kicking & skipping.</p>	<p>Creative Arts Let's Dance!</p> <p>Open the link below and have a dance party in the living room with your family. Remember to listen carefully to the rhythm and clap along!</p> <p>https://www.youtube.com/watch?v=ODTdmstf-UU</p>	<p>Family Fun Spend time with your family doing something you enjoy.</p> <p>You can decorate some cookies at home using ingredients you have in the pantry. You can add sprinkles or lollies! Get creative and don't forget to enjoy the cookies when you're done.</p>

Monday: Morning Routine

1. Circle which day of the week it is today.

Sunday

Monday

Tuesday

Wednesday

Thursday

Friday

Saturday

2. What day was it yesterday? _____

3. What day will it be tomorrow? _____

4. The sentence below is missing a capital letter and end punctuation.
Rewrite the sentence below correctly.

the boys at school ran to the canteen at lunch time

-
5. In the box below, draw a picture of today's weather. Please write the short date at the top.

Date: _____

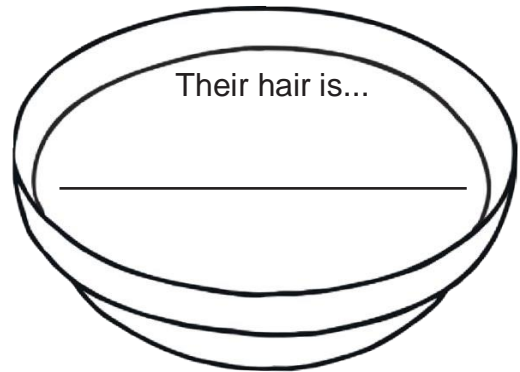

Long Vowel 'i, ie, igh, y, i_e' Hunt!

Colour in the words that contain a long vowel then write them below.

find	kite	shin	lick	lime
chin	this	pie	apply	spice
tries	sight	thick	tie	spy
fight	pill	wild	by	dish
chip	nine	lie	print	light





Cook up a Character

Welcome to the character kitchen, where all story book characters begin their lives. Can you add all of the ingredients to the bowl to make a brand new character to add to your story.




An interesting fact about them is...

They live...



Monday: Writing

Use the template below to help you write a wishing tale. Today, we are exploring **space**! Use the picture below to help you choose a **setting**. Don't forget to pick a character and draw a picture at the end.



planet

The _____ Wish

Once upon a time, there was a _____ who lived on a _____.

The _____ wished _____.

So one day, _____.

But, oh no! _____.

Luckily, _____.

In the end, _____.

Ss



Monday: Handwriting

Handwriting Practice Sheets

Notes to remember:

- My letters sit on the line.
- My lowercase letters are the same height.
- My uppercase letters touch the top of the line.
- I use finger spaces between each new letter or new word.

Say the sound: s.

Now copy the letters and words onto the lines below.

S S

s s

Ss Ss

Ss Ss

The sunlight shined brightly.

Why should we know about the weather?

- 1 Share with your class all the reasons why we should know about the weather.




Learning about the weather can be fun. There are lots of songs and movies about the weather.

In the movie, *Cloudy with a Chance of Meatballs*, Flint Lockwood invents a machine that makes it rain food.

2


Look at the picture from the movie and share with your class the food you can see raining from the sky.





8 There are many words we can use to talk about the weather.

Write or draw everything you know about the weather inside the cloud.



**11**

Is it better to walk or run in the rain?



Use the research sites from your teacher to help you answer the question.



I think

Why I think that

Tuesday: Morning Routine

1. Write down the days of the week below starting with Sunday.

2. The sentence below is missing a capital letter and end punctuation.
Rewrite the sentence below correctly.

all the girls at school sang a song

-
3. In the sentence below, circle the **subject**. Remember, **a subject is who or what a sentence is about**.

The brave knight saved the distressed princess.

4. Circle which pictures describe what the weather is like today.



Complete the Sentence

Complete the sentences using the correct camera word below. Reread your sentence to check that it is correct.


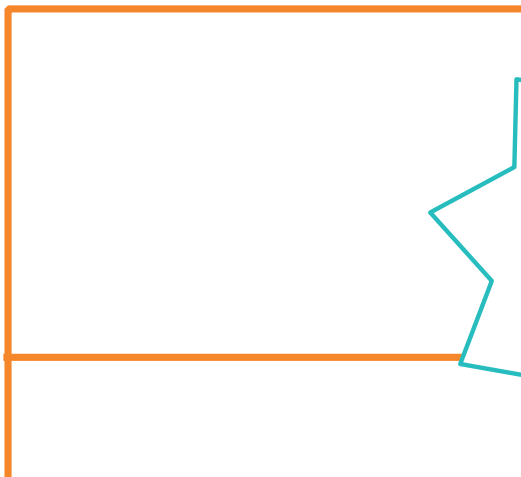


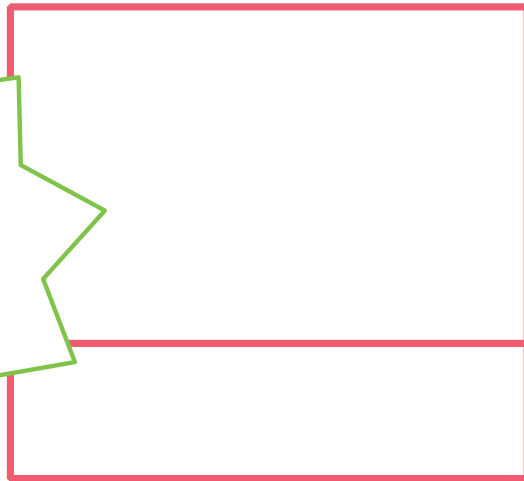
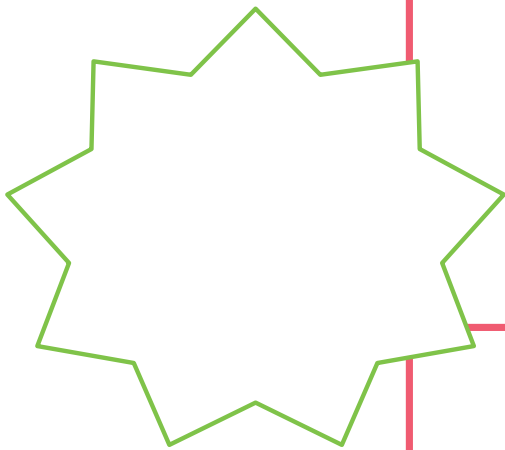


1. What is _____ name?
2. Mum said, "Get _____ of the mud!"
3. Can you see my puppy over _____?
4. Today's story is _____ a magical witch.
5. Look at _____ dinosaur t-shirt.
6. "Sit _____ on the floor," the teacher said.

his	about	down	out	her	there
------------	--------------	-------------	------------	------------	--------------

Create a Comic


Think of a story you have read or one that is from your own imagination. Create a comic strip about it. Use pictures and captions that will entertain the reader.

Title: _____



Tuesday: Writing

Use the template below to help you write a wishing tale.
Today, we are exploring **underwater**! Use the picture below to help you choose a **setting**. Don't forget to pick a character and draw a picture at the end.



Picture: submarine

The _____ Wish

Once upon a time, there was a _____ who lived in a _____.

The _____ wished _____.

So one day, _____.

But, oh no! _____.

Luckily, _____.

In the end, _____.

Tuesday: Maths

PROBLEM SOLVING

Addition and Subtraction Word Problems

Instructions: Read the question and write a number sentence for each question. Then work out the answer using a chosen strategy. You can draw pictures, tally marks or draw a number line to help you work out the answer. Remember to write your answer in the number sentence after you work it out.

I plant 5 pink roses and 8 white roses.
How many roses did I plant altogether?

There are 12 berries on the tree.
A bird ate 5 berries.
How many berries were left?

I have 12 flowers in my garden.
2 more flowers grow.
Then I pick 6 flowers.
How many flowers are left in the garden?

Tuesday: Science

Spot the difference!

Changes are happening all around us. Chocolate melts in the sun, water evaporates from puddles and cement hardens in the open air.

This term, we will be predicting the changes that can happen to everyday materials to understand the best way to manage things such as, food handling and cooking, construction and packaging.



Evie the scientist predicts chocolate will melt if she leaves it out in the sun. Do you think this is true or false? Let's investigate!




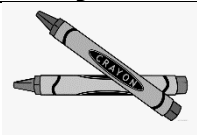
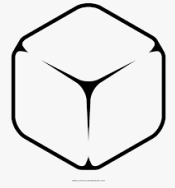


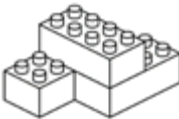

1. Predict if you think the items in the table on the next page will melt in the sun or not. Write down YES/NO.

*Extension: Write on a separate page **why or why not**.*

2. Place the item in the sun. Write down YES/NO in the next column.

Tuesday: Science

What Melts In the Sun?

Item	Do you think it will melt?	Did it melt?
 toy car		
 crayon or pencil		
 ice		
 rock		
 chocolate		
 lego		
 coin		

Wednesday: Morning Routine

1. Fill in the missing months below.

January

February

M_____

April

May

J_____

July

August

S_____

October

December

2. How many months are in the year? _____

3. Draw the map of Australia in the box below. Try and label some of the states and/or cities if you know them.



Looking Good!

Ask a parent or older sibling to read the words below to you.

Can you write the words in the correct column on the Looking Good worksheet?

Put a tick next to the words you spelt correctly.

i		ie		igh		y		i_e	
find		tie		high		sky		kite	
kind		lie		right		my		fire	
grind		pie		tight		cry		smile	
mind		die		bright		apply		drive	
child		magpie		delight		pigsty		online	

Wednesday: Phonics

Looking Good!

i	ie	igh	y	i_e


Town's Most Wanted

Create a wanted poster about a villain in a story you have read. Include what they look like and what they have done. You could also include a reward for catching the villain!

WANTED!



Pp



Notes to remember:

- My letters sit on the line.
- My lowercase letters are the same height.
- My uppercase letters touch the top of the line.
- I use finger spaces between each new letter or new word.

Say the sound: p.

Now copy the letters and words onto the lines below.

P P

p p

Pp

Pp

The polite panda ate pie.

Wednesday: Writing

1. Read the wishing tale.
2. Complete the punctuation scavenger hunt.
3. Draw a picture to go with the story.

Punctuation scavenger hunt:

- How many **capital letters** can you find?
- How many **commas** can you find?
- What **end punctuation** can you find?

Extension: *grammar*

- How many **adjectives** can you find?

Picture:

The Magical Wish

Once upon a time, there was a young wizard who lived in a tiny cottage.

The wizard wished to turn the cottage into a dazzling palace.

So one day, the wizard tried a new spell from his spell book.

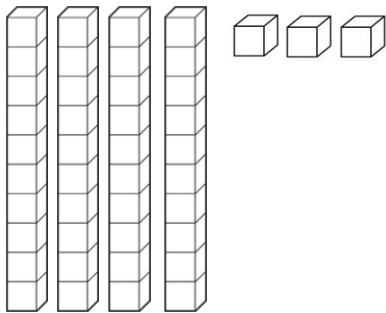
But, oh no! The cottage caught on fire.

Luckily, it started to rain heavily.

In the end, the wizard was happy to live in his cosy cottage.

Standard and Non-standard Place Value

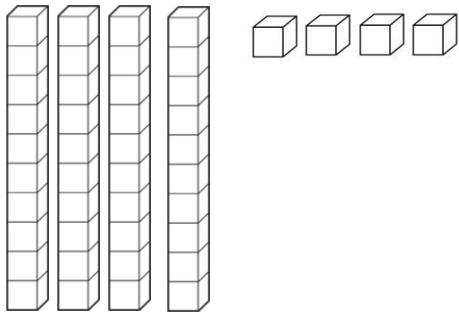
Example:



Tens	Ones
4	3

43 is 4 tens and 3 ones.
43 is 43 ones.
43 is 3 tens and 13 ones.

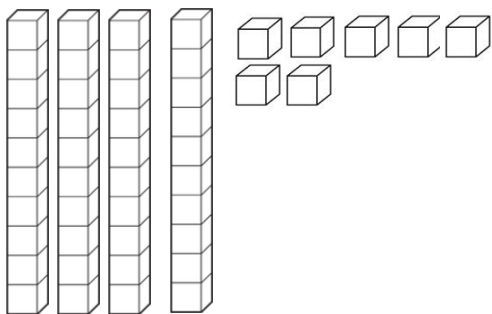
1)



Tens	Ones

_____ is _____ tens and _____ ones.
_____ is _____ ones.
_____ is _____ tens and _____ ones.

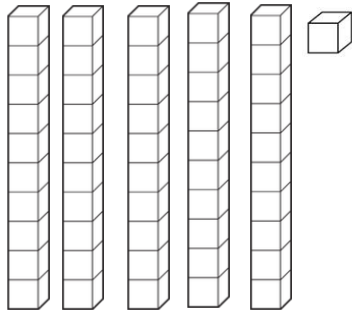
2)



Tens	Ones

_____ is _____ tens and _____ ones.
_____ is _____ ones.
_____ is _____ tens and _____ ones.

3)



Tens	Ones

_____ is _____ tens and _____ ones.
_____ is _____ ones.
_____ is _____ tens and _____ ones.

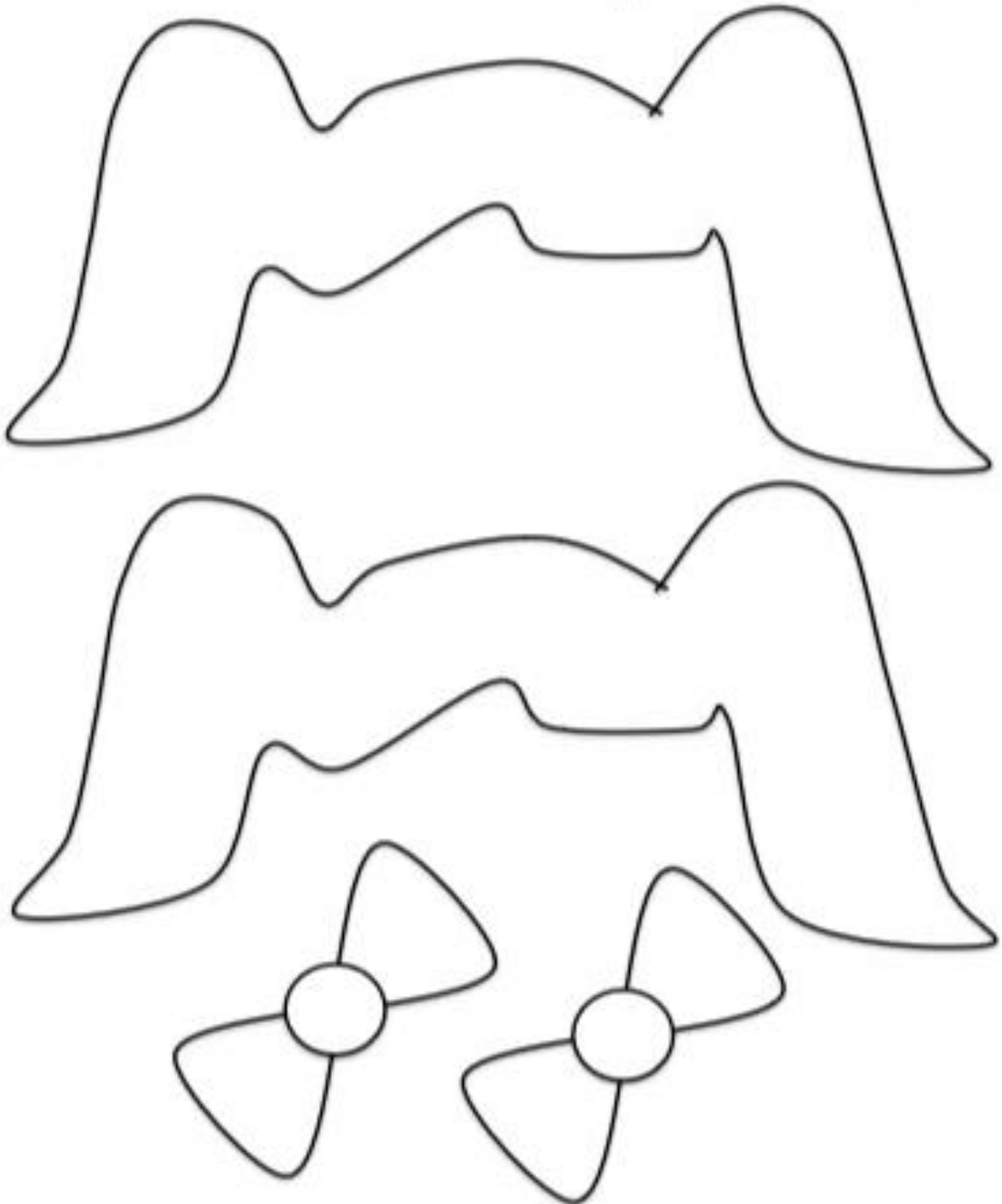
Challenge: Choose another number and draw it in a place value chart and write your number sentences as you have done above.

Wednesday: PDH

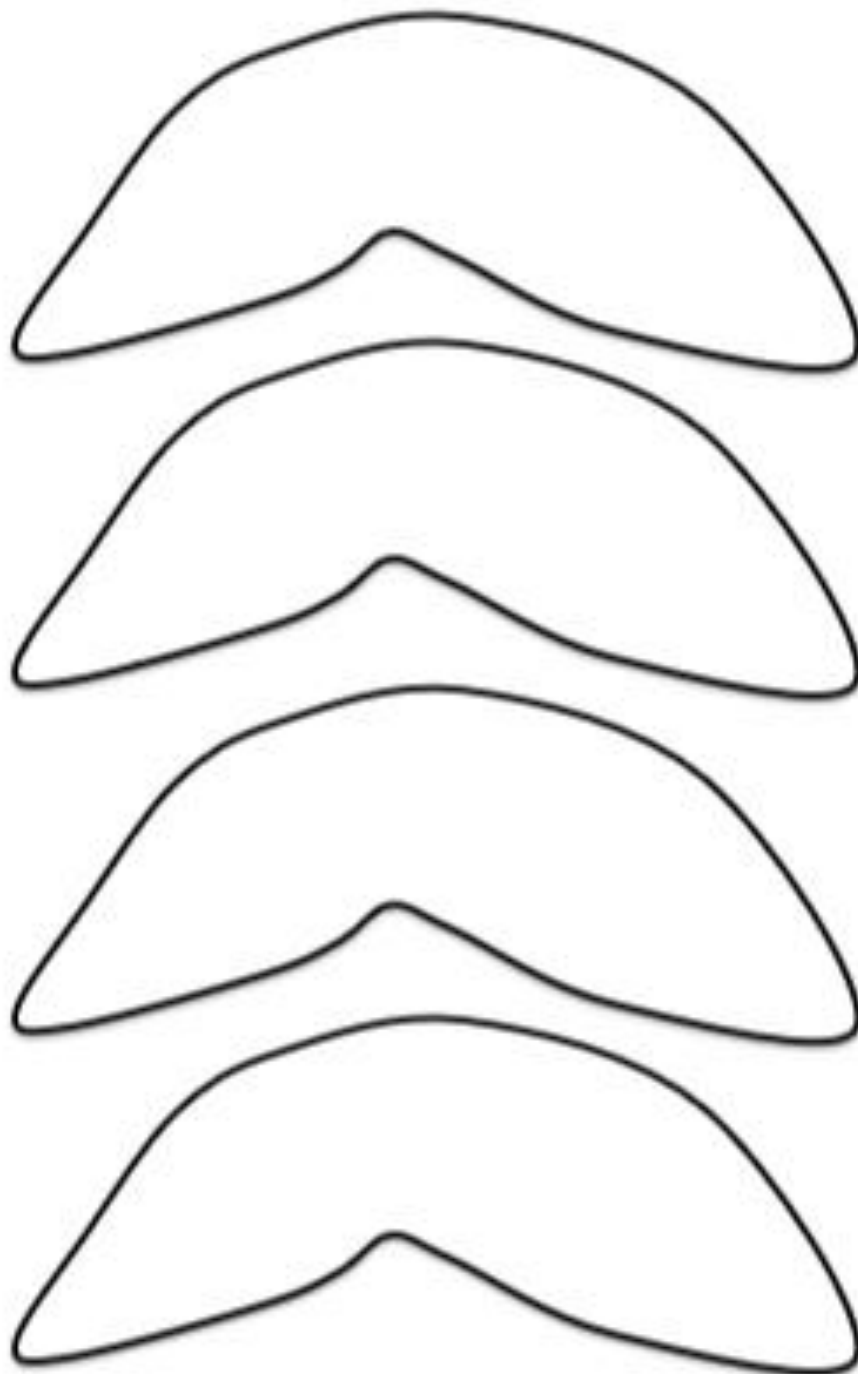
Everyone is unique! Colour in the boy or girl's hair. Cut them out and glue them to the head on Page 3. Add eyes and hands and create the best version of YOU! Glasses are also there and are optional.

When you have finished, fill in the *All about me* worksheet and attach your picture to the worksheet.

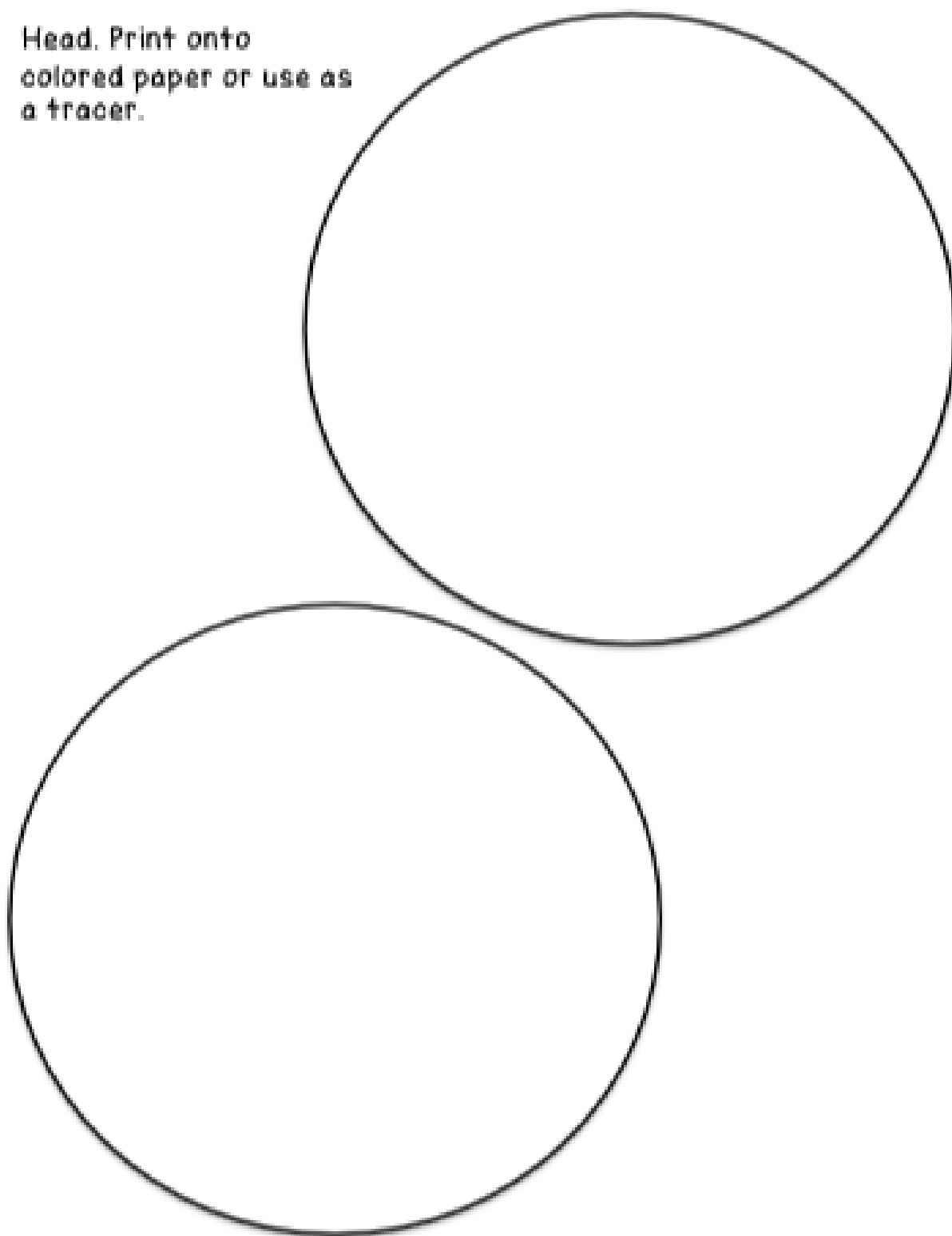
Girl's hair and bows. Print onto coloured paper or use as a tracer.

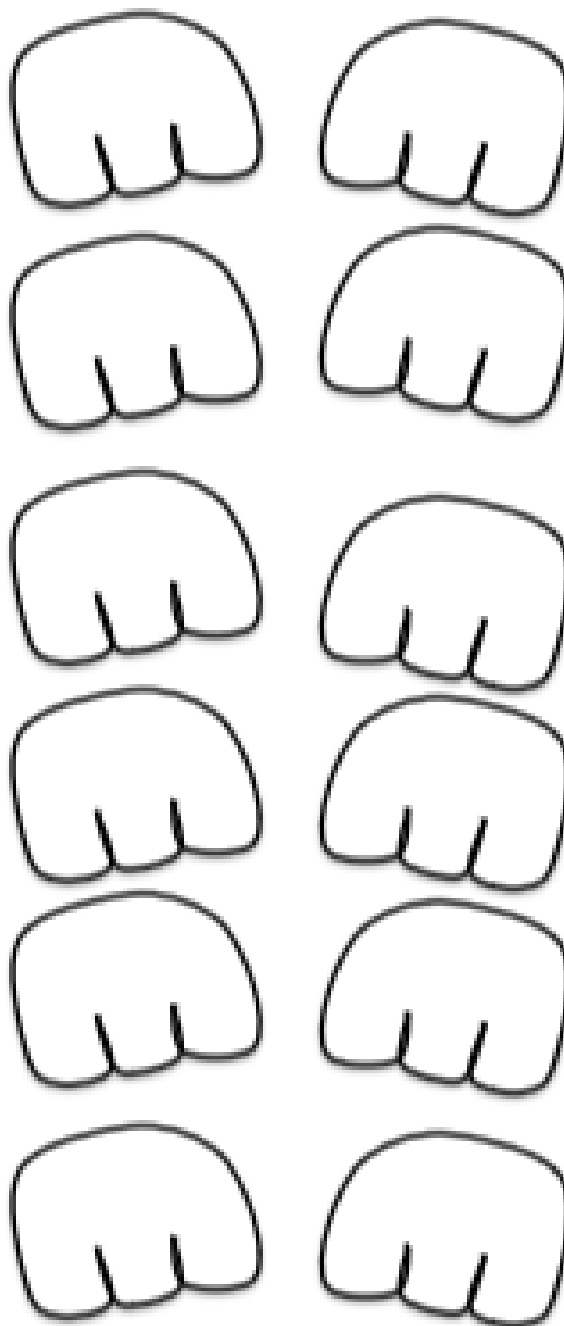



Boys hair. Print onto colored paper or use as a tracer.



Head. Print onto
colored paper or use as
a tracer.





Eyes and hands. Print onto colored paper or use as a tracer.



All about _____

I am _____ years old.

My birthday is _____.

When I grow up
I want to be _____

My favorite :
Color: _____

Animal: _____

Food: _____

Sport: _____

Subject: _____

Thing to do at home: _____

This is my family:

Thursday: Morning Routine

1. Write today's long date below.

2. What are 3 adjectives you can use to describe today's weather? Write them below.

3. Fill in the missing days below.

Sunday

M_____

Tuesday

W_____

Thursday

Friday

S_____

4. How many days are in the week? _____

5. Write a sentence below about an alien. Make sure you include a capital letter and full stop.

Camera Word Sentences

Write a sentence for each of the camera words. Cross out the camera word once you've written a sentence with it.

his about down out her there

1.

2.

3.

4.

5.

6.

Thursday: Reading

My Book Review

Choose a book to read and complete your book review when you have finished reading the book.

Title: _____

Author: _____

Why did you like the book? _____

Rate the book by colouring in the stars.



What was your favourite part?

Draw your favourite part from the book.

A large, empty rectangular box with a black border, intended for drawing the favorite part from the book.

Thursday: Writing

Try and remember the structure of a wishing tale. You can use the scaffold below to help you. Today, we are exploring **natural environments**! Use the picture below to help you choose a **setting**. Don't forget to pick a character and draw a picture at the end.



Picture: jungle

Once upon a time, _____.

The _____.

So _____.

But, _____!

L_____, _____.

In _____.

PATTERNS

Instructions: Put a box around the part that repeats. Find the error in the pattern and fix it.

Example:

Error

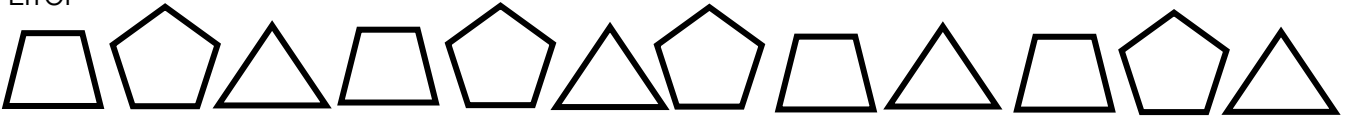


Correction



Your turn:

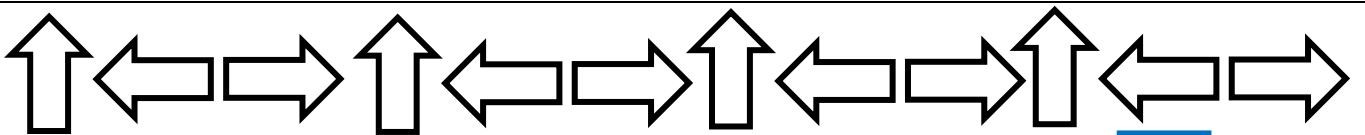
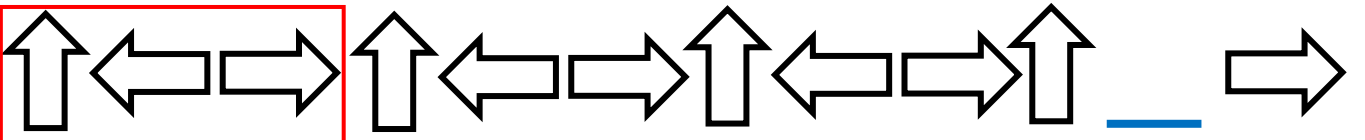
Error



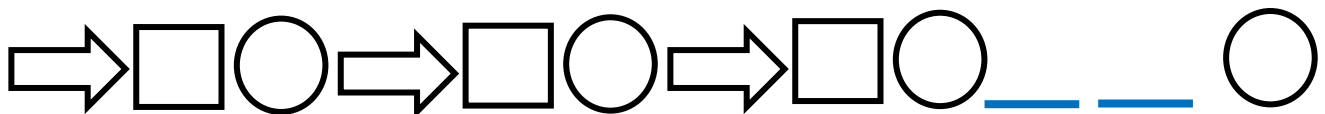
Correction

Instructions: Put a box around the part that repeats. Fill in the missing part in the pattern.

Example:



Your turn:



Thursday: Maths

Challenge: Choose 3 shapes and create a pattern with a missing part like above. Give it to someone in your house to solve!

Friday : Morning Routine

1. Circle which season we are in.


Summer

Autumn

Winter

Spring

2. In the box below, draw and label what trees and flowers look like in the season of Winter.



3. In the sentence below, circle the **verb**. Remember, **a verb is something my body can do, my heart can feel and my brain can think.**

The cheeky monkey is stealing a banana from his monkey friend.


4. Write down six adjectives you could use to describe a monkey below.

_____	_____
_____	_____
_____	_____

Friday: Phonics

Long Vowel / Short Vowel Sort

Cut out the ice cream scoops and stick them above the cone with the correct use of i, it may be a short vowel or long vowel sound. **Example:** Long vowel- site Short vowel- sit



Helpful Hints:

- spider
- ice
- dice
- pin
- fin
- six
- bike
- fire
- smile
- slide
- coin
- sit
- nine
- paperclip
- five

long i

short i

Friday: Reading

Character Analysis

Character's name is: _____



What was the character's problem? Did they manage to solve their problem? If so, how?

What do you know about the character?



Draw your character here.



What are the character's traits?

How did the character change over time?



Writing

Write a wishing tale without looking at the scaffold. Today, you can pick any **character** and any **setting** you want! Remember to draw a picture at the end. Use the editing checklist to make sure you have included everything.

Editing checklist:

- ☐ Title
- ☐ Opening line
- ☐ Wrong Wish
- ☐ Fix it wish
- ☐ Ending
- ☐ *Capital letters*
- ☐ *End punctuation*
- ☐ *Commas*
- ☐ *Adjectives*

Mm

Nn

Notes to remember:

- My letters sit on the line.
- My lowercase letters are the same height.
- My uppercase letters touch the top of the line.
- I use finger spaces between each new letter or new word.

Say the sound: m and n.

Now copy the letters and words onto the lines below.

M M

m m

N N

n n

Mm Mm

Nn Nn

Friday: Maths

MATCHING MONEY

Instructions: Cut and match the coins and notes to the value. Glue them on a separate page.

Challenge: Order them from smallest value to largest value.



Friday: Maths

10c

50c

\$1

\$5

\$2

5c

\$20

20c

Year 1 English Specialist Home Learning - Week 3

Colour the ★ in each box as you complete it.



Read your library book or a book you have at home for 15 minutes every day. **Colour** in a face for each day you have completed your reading.

Monday	Tuesday	Wednesday	Thursday	Friday

Pick one book or text and **write** down the words you found tricky on a piece of paper. Have someone help you read those tricky words.



Read, cover, write and check these camera words.

people	
live	
brother	
sister	
house	
where	

Extension: Write sentences for the camera words listed on a piece of paper.



Sentence Reading and Editing

Find 2 spelling mistakes. Add 2 capital letters and 1 full stop.

Show and Tell

for show and tell tooday Bill had his cat. his name is Snowflake. Snowflake likes big huggs ★



Extension: Write the sentences on a piece of paper. Can you **circle** the camera words?

Phonics

Match the pairs of words and **fill** in the blanks to complete the word. **Write** each phoneme in its own box. If two letters make one sound (eg. ng, sh, wh), write them in the same box.

hung
pan
crush
bending
trusts

	a				
b					
h	u	ng			
t					
		u			



Find and circle the words in the wordsearch.

lug dig lag bib mad hat hog cub

d	i	g	m	l	u	g	t
m	l	a	g	l	b	i	b
d	m	a	d	g	h	a	t
h	o	g	t	c	u	b	u






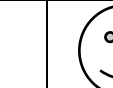
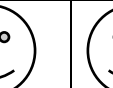
Extension: Choose 2 words and **make** a sentence for each. **Write** the sentences on a piece of paper.

Year 1 Mathematics Specialist Home Learning - Week 3

Colour the ★ in each box as you complete it.

★ Counting

Count forwards to 50 and backwards from 30 every day. **Colour** in a face for each day you have completed your counting.


Monday	Tuesday	Wednesday	Thursday	Friday
				



Extension: Can you **count** how many doors you have at home?

Place Value

Complete the place value chart using the number cards given. **Write** the standard place value and non standard place value.



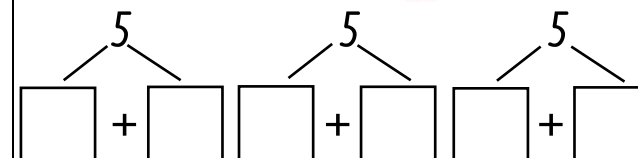

Tens	Ones

_____ is _____ tens and _____ ones.
 _____ is _____ ones.



★ Partition

Partition the following.



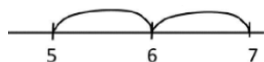
Extension: Partition two more numbers of your choice on a piece of paper.

ADDITION & SUBTRACTION

Practise your adding and subtracting on a number line at your level. **Complete 3 addition** and **3 subtraction** problems using the number line strategy.



$$7+5=12$$



$$7-2=5$$



Friends of 10

Using the ten frame template, **practise** your friends of 10. **Find** some small objects at home to use as counters e.g. buttons, lego. **Write** down some friends of 10 number sentences on the line.



Extension: Write down all of your friends of 10 on a piece of paper.

