








Read each word and write its phonemes in the correct column.


Follow the first example.

Visual	Phonemes	Arabic
	ت و ت	توت (Toot)
		فراولة (Faraweelah)
		تفاح (Toufah)
		برتقال (Botookal)
		بطيخ (Bateekh)
		عنب (Eenab)
		موز (Mawz)

Circle all the fruit pictures. Then, copy their names in the boxes below.

--	--	--	--	--

ضع دائرة حول الفاكهة



تفاح



فلفل



توت



فراولة



بصل



عنب



موز

How do you feel about today's lesson Year 2? Circle One.

