

Kindergarten Learning from Home – Term 3, Week 4

	Monday	Tuesday	Wednesday	Thursday	Friday
Morning	<p>Morning Routine</p> <p>Watch the clip. https://www.youtube.com/watch?v=loINi3Ln6Ck</p> <p>Questions: What day is it today? What day comes after Monday? What day comes before Monday?</p> <p>Complete the worksheet.</p> <p>Phonological Awareness</p> <p>Complete today's worksheet</p> <p>Phonics Read the following camera words and have a go at writing them on your own:</p> <ul style="list-style-type: none"> - you - play - this - come - my - have 	<p>Morning Routine</p> <p>Watch the clip and say the months of the year. https://www.youtube.com/watch?v=omkuE6Wa5kQ</p> <p>Complete the worksheet.</p> <p>Phonological Awareness</p> <p>Complete today's worksheet</p> <p>Phonics Read the following words and have a go at writing them on your own:</p> <ul style="list-style-type: none"> - cat - buzz - bell - clap - frog <p>Complete today's phonics worksheet.</p> <p>Writing</p> <p>Watch this clip about horses.</p>	<p>Morning Routine</p> <p>Watch the clip and say the days of the week. https://www.youtube.com/watch?v=IPgTdgvi_jc</p> <p>Complete the worksheet.</p> <p>Phonological Awareness</p> <p>Complete today's worksheet</p> <p>Phonics Read the following camera words and have a go at writing them on your own:</p> <ul style="list-style-type: none"> - I - the - to - are - was - she <p>Complete today's phonics worksheet.</p> <p>Handwriting</p> <p>Complete the phoneme handwriting sheet.</p>	<p>Morning Routine</p> <p>Watch the clip. https://www.youtube.com/watch?v=Utb4gruKltM</p> <p>Questions: What are the 6 states in Australia? What are the two territories in Australia? Which state do you live in?</p> <p>Complete the worksheet.</p> <p>Phonological Awareness</p> <p>Complete today's worksheet</p> <p>Phonics Read the following camera words and have a go at writing them on your own:</p> <ul style="list-style-type: none"> - hand - kiss - jam - bad - king 	<p>Morning Routine</p> <p>Watch the clip and say the name of 4 seasons. https://www.youtube.com/watch?v=TotB6fCAgGg</p> <p>Complete the worksheet.</p> <p>Phonological Awareness</p> <p>Complete today's worksheet</p> <p>Phonics Read the following camera words and have a go at writing them on your own:</p> <ul style="list-style-type: none"> - all - is - me - no - they - said <p>Complete today's phonics worksheet.</p>

	<p>Complete today's phonics worksheet.</p> <p>Handwriting</p> <p>Complete the camera word handwriting sheet.</p> <p>Writing</p> <p>Watch this clip about gorillas.</p> <p>https://www.youtube.com/watch?v=ieS2DsrDh18</p> <p>Draw a picture of a gorilla and label some of its features, such as its strong arms and dark hair.</p> <p>Write an information report about a gorilla. Start with the title, then write the opening sentence. If you can, try to write more sentences to inform the reader about the gorilla's features, where it lives and what it eats.</p> <p>The Gorilla</p> <p>This is a gorilla.</p> <p>It has strong arms and dark hair.</p> <p>It lives in the forest.</p> <p>It eats plants.</p>	<p>https://www.youtube.com/watch?v=femB_hD1y1g</p> <p>Draw a picture of a horse and label some of its features, such as powerful legs and long nose.</p> <p>Write an information report about a horse. Start with the title, then write the opening sentence. If you can, try to write more sentences to inform the reader about the horse's features, where it lives and what it eats.</p> <p>The Horse</p> <p>This is a horse.</p> <p>It has powerful legs and a long nose.</p> <p>It lives on the farm.</p> <p>It eats grass.</p>	<p>Writing</p> <p>Watch this clip about rabbits.</p> <p>https://www.youtube.com/watch?v=0e1mXp8BNE_Y</p> <p>Draw a picture of a rabbit and label some of its features, such as its floppy ears and long whiskers.</p> <p>Write an information report about a rabbit. Start with the title, and then write the opening sentence. If you can, try to write more sentences to inform the reader about the rabbit's features.</p> <p>The Rabbit</p> <p>This is a rabbit.</p> <p>It has floppy ears and long whiskers.</p> <p>It lives....</p> <p>It eats....</p>	<p>Complete today's phonics worksheet.</p> <p>Writing</p> <p>Watch this clip about hippos.</p> <p>https://www.youtube.com/watch?v=vii-jpTjDg</p> <p>Draw a picture of a hippo and label some of its features, such as its scratchy whiskers and stubby legs.</p> <p>Write an information report about a hippo. Start with the title, and then write the opening sentence. If you can, try to write more sentences to inform the reader about the hippo's features.</p> <p>The Hippo</p> <p>This is a hippo.</p> <p>It has scratchy whiskers and stubby legs.</p> <p>It lives....</p> <p>It eats....</p>	<p>Writing</p> <p>Watch this clip about foxes.</p> <p>https://www.youtube.com/watch?v=GBMDbldWxc</p> <p>Draw a picture of a fox and label some of its features, such as its bushy tail and furry body.</p> <p>Write an information report about a fox. Start with the title, and then write the opening sentence. If you can, try to write more sentences to inform the reader about the fox's features.</p> <p>The Fox</p> <p>This is a fox.</p> <p>It has a bushy tail and a furry body.</p> <p>It lives....</p> <p>It eats....</p>
--	------------------------------------------------------------------------------------------------------------------------------------------------------------------------------------------------------------------------------------------------------------------------------------------------------------------------------------------------------------------------------------------------------------------------------------------------------------------------------------------------------------------------------------------------------------------------------------------------------------------------------------------------------------------------------------------------------------------------------------------------------------------------------------------------	------------------------------------------------------------------------------------------------------------------------------------------------------------------------------------------------------------------------------------------------------------------------------------------------------------------------------------------------------------------------------------------------------------------------------------------------------------------------------------------------------------------------------------------------------------------------------------------------	--------------------------------------------------------------------------------------------------------------------------------------------------------------------------------------------------------------------------------------------------------------------------------------------------------------------------------------------------------------------------------------------------------------------------------------------------------------------------------------------------------------------------------------------------------------------------------------------------------------------------------	-------------------------------------------------------------------------------------------------------------------------------------------------------------------------------------------------------------------------------------------------------------------------------------------------------------------------------------------------------------------------------------------------------------------------------------------------------------------------------------------------------------------------------------------------------------------------------------------------------------------------------------------------------------------------	-------------------------------------------------------------------------------------------------------------------------------------------------------------------------------------------------------------------------------------------------------------------------------------------------------------------------------------------------------------------------------------------------------------------------------------------------------------------------------------------------------------------------------------------------------------------------------------------------------

Break	Remember to have a healthy snack and go and run around or play a game.				
Middle	<p>Maths</p> <p>Watch https://www.youtube.com/watch?v=D0Ajq682yrA</p> <p>Complete the worksheet on number before, number after.</p>	<p>Maths</p> <p>https://www.youtube.com/watch?v=ib5Gf3GlzAg</p> <p>Complete counting collections worksheet.</p>	<p>Maths</p> <p>https://www.youtube.com/watch?v=GvTcpfSnOMQ</p> <p>Find 3 items in your home of different lengths. Order them from shortest to tallest.</p> <p>Complete comparing length worksheet.</p>	<p>Maths</p> <p>https://www.youtube.com/watch?v=Rd5DBkP9avw&list=PLM95cb_Szq3am4n6jJw127QbBIDivZglc&index=6</p> <p>Write the numbers 1-20 in your book.</p> <p>Complete the groups worksheet.</p>	<p>Maths</p> <p>Find 4 3D objects in your home. Draw them in your book.</p> <p>Complete the 3D objects worksheet.</p>
Break	Remember to have a healthy lunch and go and run around or play a game.				
Afternoon	<p>HSIE</p> <p>Open the 'Lesson 2: My family' in Inquistive using this link: http://inq.co/class/hac</p> <p>You will be asked for a 4 digit access code: 3333</p> <p>Complete the worksheets in the pack, labelled Monday HSIE.</p>	<p>PDHPE</p> <p>Practise your catching and throwing skills. Ask someone in your family to play a game of catch and throw with you. How many times can you catch and throw to each other without dropping the ball?</p>	<p>Creative Art</p> <p>Grab a fruit snack, ask an adult to help you cut up the fruit. Create a face with the fruit. What can you create?</p> <p>Draw the faces you created in your book.</p> <p>If you like, you can take a photo of your face creation and post it on SeeSaw!</p>	<p>Science</p> <p>Today we are learning about push and pull.</p> <p>Watch the video about push and pull https://www.youtube.com/watch?v=CC_K41PPgBc</p> <p>Go for a hunt for things around your house that you must push or pull for it to move.</p> <p>Complete the Science worksheet.</p>	<p>Fine Motor Friday</p> <p>It's time to develop your fine motor skills. Try some of these activities:</p> <ul style="list-style-type: none"> -Find a button up shirt and practice buttoning it up. -Practice opening and closing some containers . -Thread the laces of your shoes. -Complete the trace and cut worksheet in the learning pack.

Monday – Morning Routine

Write your first and last name

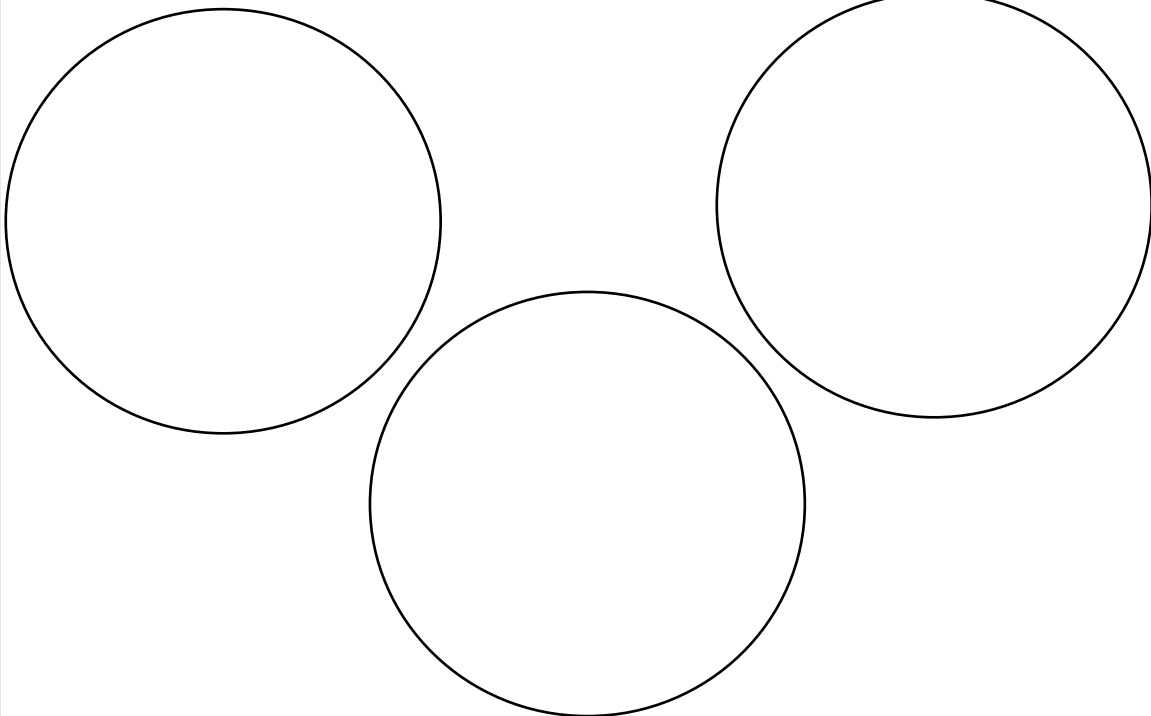
Days of the week – trace and say the sentence

Today is Monday.

Tomorrow will be Tuesday.








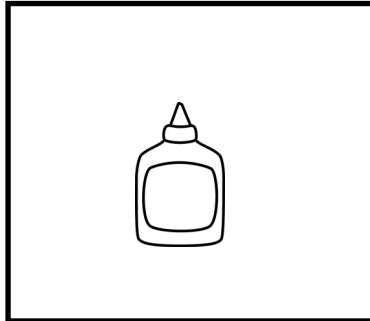
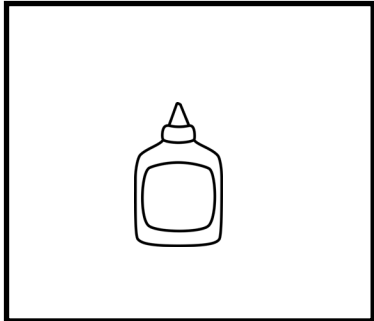
Yesterday was Sunday.

Draw 3 favourite vegetables and tell someone why you like eating them



Monday - Phonemic Awareness

Cut out the pictures. Name each one. Clap the syllables, and paste it into the correct column.



Read & Draw

I see a big dog.

The cat had a nap.


She has twenty pens.

He ran to the bus.


Look at the pink pig.

The fish is little.


Monday Handwriting




they



they



is



is



come



come

Before and After Numbers

Write the numbers that come before and after.

	5	
--	---	--

	8	
--	---	--

	11	
--	----	--

	14	
--	----	--

	13	
--	----	--

	7	
--	---	--

	6	
--	---	--

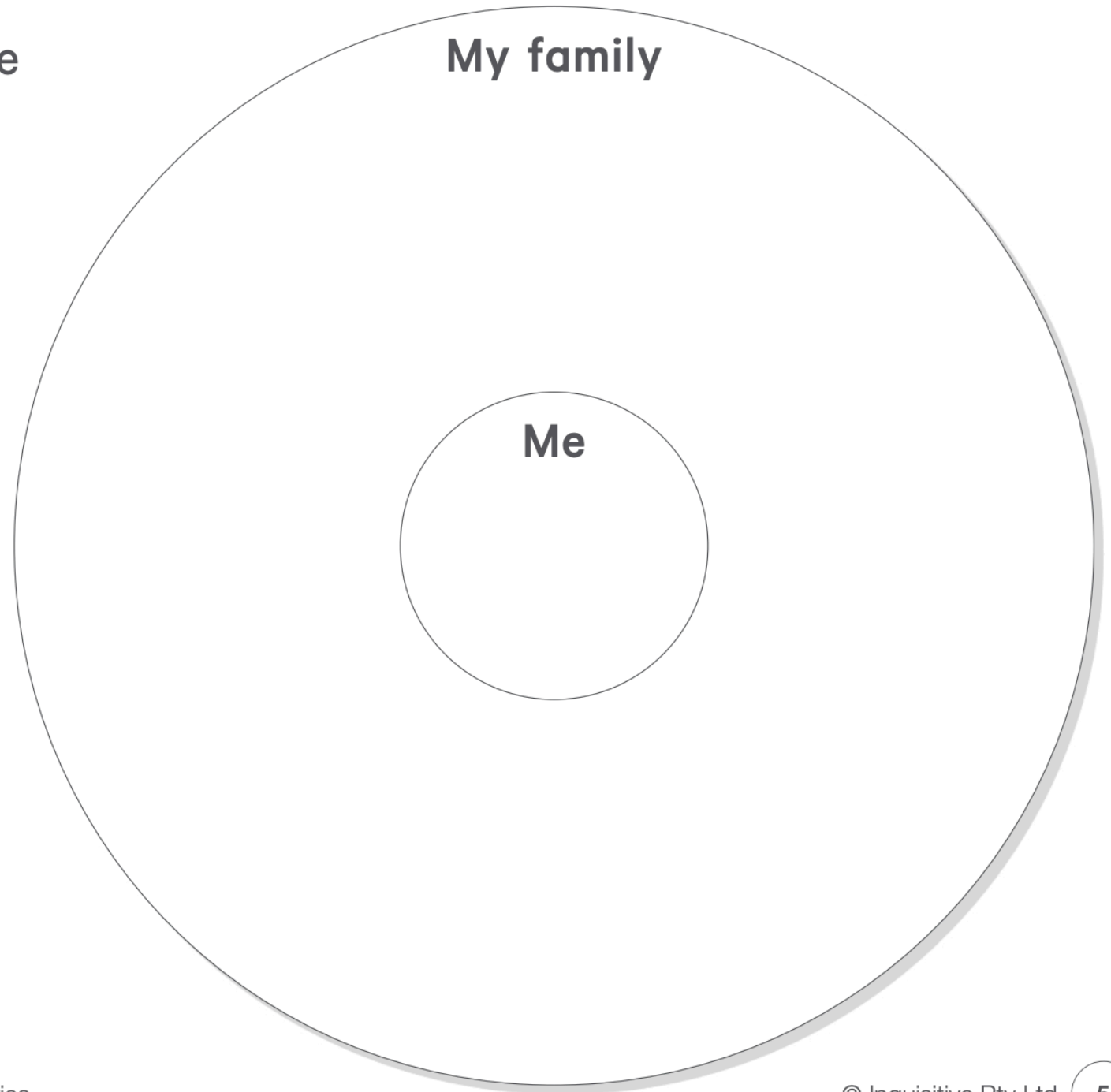
	10	
--	----	--

	12	
--	----	--

	1	
--	---	--



- 5** Draw yourself in the small circle and draw your family around you.





6 Draw your favourite thing to do with your family.

A large, empty rectangular box with rounded corners, intended for a student to draw their favourite family activity.

Tuesday – Morning Routine

Write your first and last name

_____	_____
_____	_____
_____	_____

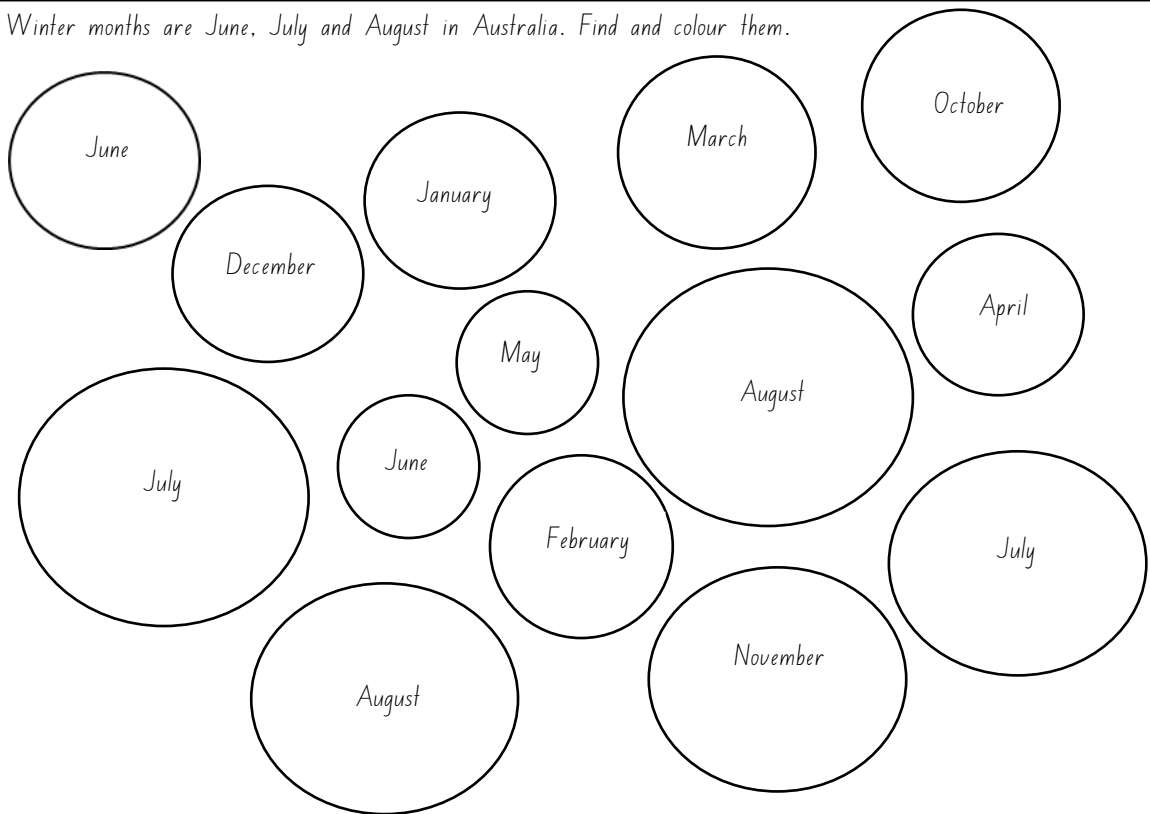
Days of the week – trace the long and short date.

Today is Tuesday.

Tuesday 3rd August 2021

3.8.21


Winter months are June, July and August in Australia. Find and colour them.



Fill in the first letter for each word. What is the initial sound?



e t




e n



e b



e t



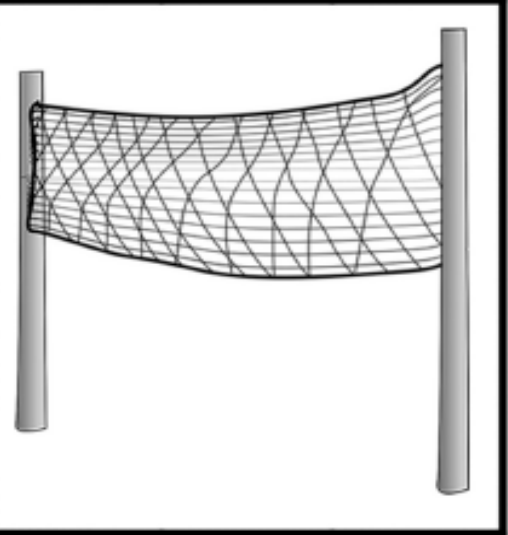
e d



e g




e d



e t

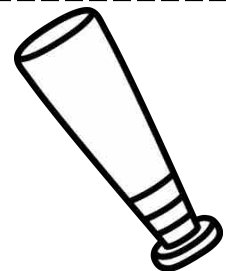

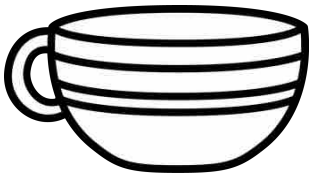
Read And Match!

Cut and paste the picture pieces at the bottom of the page to the matching words



mad	rub	cup	cop

men	hot	hid	bat

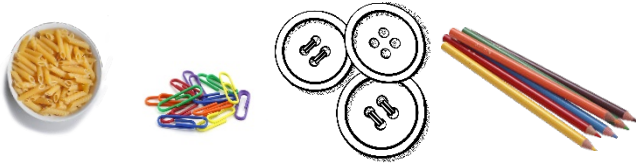



Maths Worksheet Tuesday

Counting Collections

Choose a number from 1-20 and find that number of items in your home.

1	2	3	4	5	6	7	8	9	10
11	12	13	14	15	16	17	18	19	20



Write the number	Write the written number	Draw
11	Eleven	

Wednesday – Morning Routine

Write your first and last name

_____	_____
_____	_____
_____	_____


Days of the week - fill out the missing days of the week.

Today is _____

Tomorrow will be _____

Yesterday was _____

Draw today's weather



Colour in the pictures below. Say what each picture is and listen carefully to the end sound. Cut each picture and glue it in a box with the matching end sound.

at

it

ot

et



Read & Draw

The lid is on the pot.

They went to swim.

He spins the little top.

The hat is in the box.

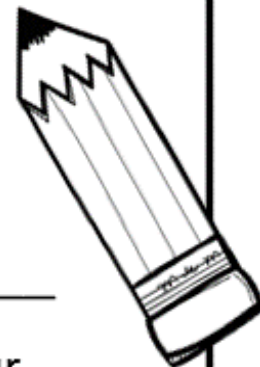
The frog sat on a log.

He hops on top of the mat.

Wednesday Handwriting



Comparing Length Scavenger Hunt



Name: _____

Directions: Find 3 objects that are LONGER than your pencil and 3 objects that are SHORTER than your pencil.

Longer

Shorter

Lesson 4— Toys that Move

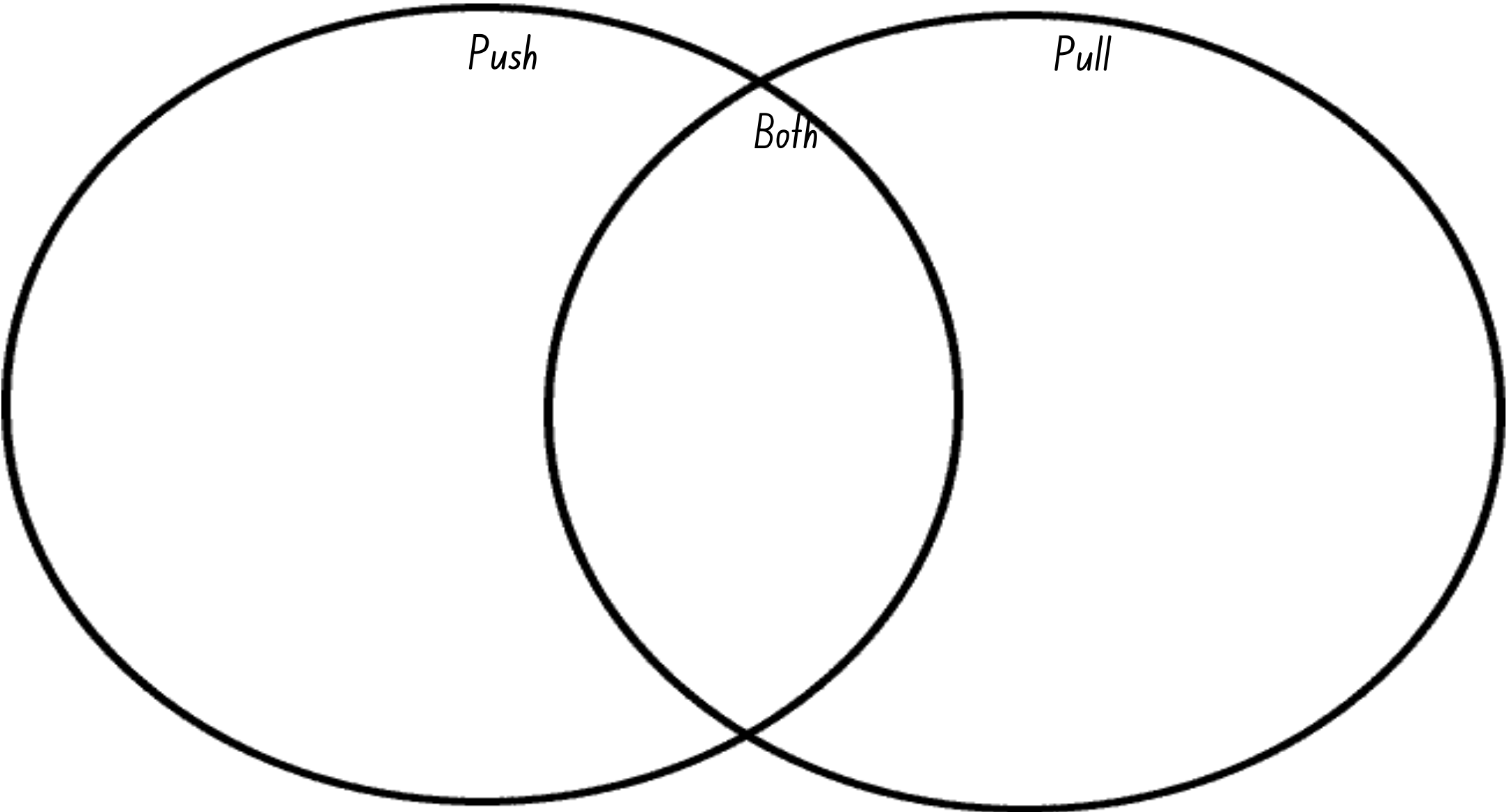
L.I: We are learning about how things move.





S.C: We can identify whether a toy moved by being pushed or pulled.

Push

Pull

Both





Thursday – Morning Routine

Write your first and last name

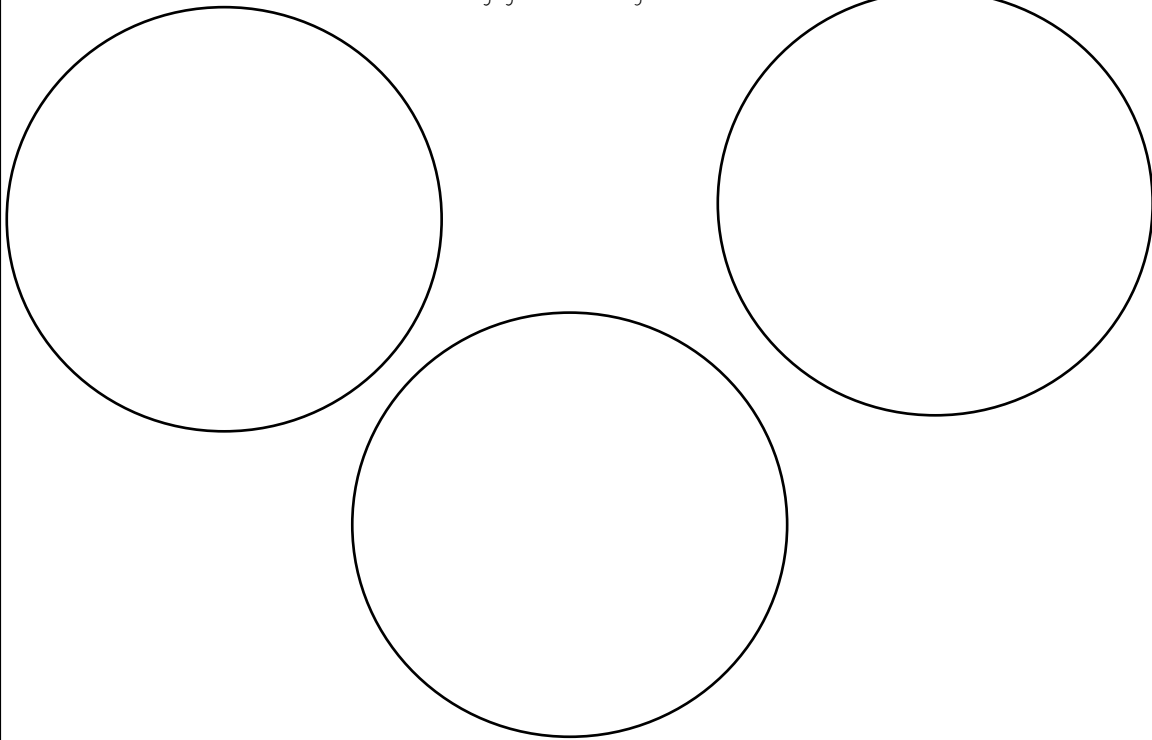
Trace and say the sentence

Today is Thursday.

There are 6 states and 2 territories in Australia. Colour them. Draw a star in the state you live in.



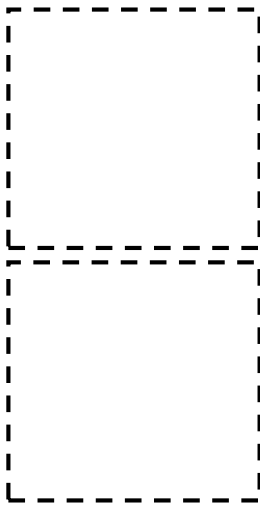
Draw 3 favourite desserts and tell someone why you like eating them



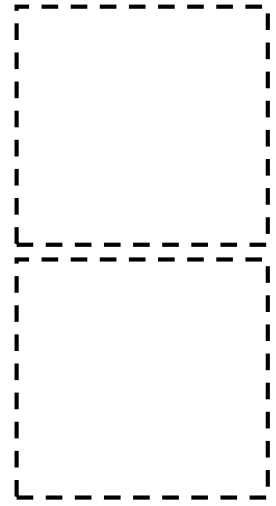
Thursday - Phonic Awareness

Cut out the pictures below. Paste each picture next to a picture that has the same ending sounds (rhyme).

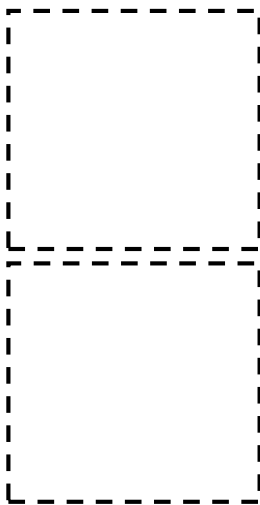
at




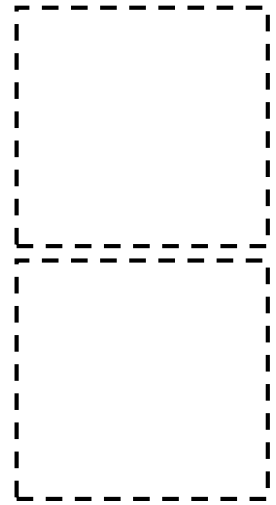
ad



ap







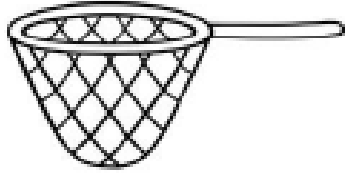


ab



Thursday Phonics


Look at the picture and spell the word underneath



We are learning about equal and unequal groups.


Divide the jelly beans equally among the jars.

Can you write how many groups there are?



There are ____ groups of _____.

Divide the jelly beans unequally among the jars.



Friday – Morning Routine

Write your first and last name

Trace and say the sentence

Today is Friday 6th August 2021


This is a calendar. Colour all Fridays in August. How many Fridays are there in August this year?

August 2021


Sunday	Monday	Tuesday	Wednesday	Thursday	Friday	Saturday
1	2	3	4	5	6	7
8	9	10	11	12	13	14
15	16	17	18	19	20	21
22	23	24	25	26	27	28
29	30	31				

What is your favourite season and why?

Draw a picture of your favourite activity to do in that season.



Fill in the middle sound for each word.



c		t
---	--	---



w		n
---	--	---



c		t
---	--	---




c		t
---	--	---



t		n
---	--	---



f		n
---	--	---



s		n
---	--	---




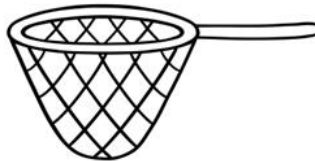

m		n
---	--	---



d		g
---	--	---

Name _____ Date _____

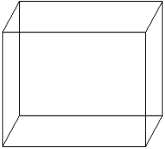



I can write short e words!






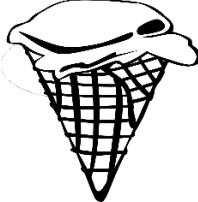


Maths Worksheet Friday


Investigating 3D objects




Cut and paste the 3D objects that match the solids. Write if the shape has curved or straight lines or curved and straight lines.

Friday- Fine Motor
Carefully trace the dotted lines then use your cutting skills
to cut along the lines.





Kindergarten English Specialist Home Learning Week 4

Colour the ♥ in each box as you complete it.

Phonemes

Read your phonemes every day.

Monday ♥	Tuesday ♥	Wednesday ♥	Thursday ♥	Friday ♥
-------------	--------------	----------------	---------------	-------------



s	m	t	g	a	c	p	o
r	d	f	h	l	i	u	b
z	w	v	y	e	j	k	n

Sentence Reading- Read each sentence.


Clap the words in each sentence. Draw a picture to match.

I had a cap.	I got the map.	She was a cat.	She got a tap.
--------------	----------------	----------------	----------------

Extension: Write each sentence on a paper. Can you circle the camera words?

Beginning Sounds

Say each fruit. Match the picture to the beginning sound.



s

g

o

a

Answer Key: o, s, a, g

Rhyme Time

Say each word. Colour the happy face if the two pictures rhyme and the sad face if they don't.

Answer Key:

Syllables

Say each word. Clap out the word to find out the number of syllables. Colour your answer.

 1 2 3	 1 2 3	 1 2 3
 1 2 3	 1 2 3	 1 2 3

Answer Key: rainbow (2), banana (3), rabbit (2), ice cream (2), dog (1), chicken (2)

Extension: Find 10 toys in your house. Can you clap the syllables in each word?

Mathematics Specialist Home Learning Week 4

Colour the 😊 in each box as you complete it.

COUNTING

Count **forwards** to 30
Count **backwards** from 20 to 0

Can you count a collection of objects?
How many spoons and forks can you find
in the kitchen? **Draw** a picture of your
items and **write** the number that shows
how many you have counted. 😊



CHALLENGE



Count all the lights and light switches
in your home.

Help out in the garden.

Collect some leaves, sticks/twigs and stones
then sort them into groups. How many items
are in **each** group?

THINK ALOUD

Does the last number we say tell us
how many there are? **Write** down the
number that represents the total amount
counted.

ORDERING NUMBERS

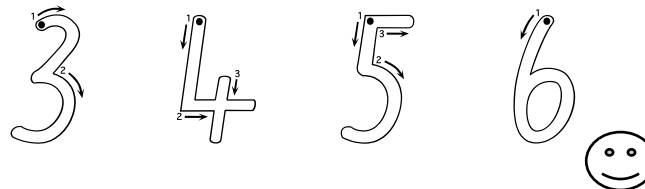
Collect 10 leaves 🍃 from your garden.
If you cannot find any leaves, you may use
an alternative such as garden rocks, bottle
caps, small scraps of paper etc.

Write the numbers 1 to 10 onto each
object with a marker. **Order** the numbers
from smallest to biggest. Count to check!




FORMATION

Watch this [video](#). Press pause after
each number and have a go at
writing your numbers with correct
formation. Remember to start at the
top dot and follow the arrows.



Say the number aloud. **Draw** the
correct number of spots on the lady bug.



MISSING NUMBERS

↓ Fill in the missing numbers. ↓

