

Year 1 Learning from Home – Term 3 Week 4

	Monday	Tuesday	Wednesday	Thursday	Friday
Morning	<p>Morning Routine Complete the 'Morning Routine' worksheet for Monday.</p> <p>Phonics Focus Phonemes: o, oa, ow, o_e Complete the 'Long Vowel o, oa, ow, o_e Hunt! worksheet.</p> <p>Reading Read the short text 'Sharks' and answer the five comprehension questions.</p> <p>Writing Choose an underwater character and setting. Using the writing structure, write a wishing tale.</p> <p>Handwriting Please complete the worksheet attached for the letters L and l.</p>	<p>Morning Routine Complete the 'Morning Routine' worksheet for Tuesday.</p> <p>Phonics Complete the 'Complete the Sentence' worksheet. Remember to draw pictures this week.</p> <p>Reading Read the short text 'Lunch Time' and answer the five comprehension questions.</p> <p>Writing Choose a circus character and setting. Using the writing structure, write a wishing tale.</p>	<p>Morning Routine Complete the 'Morning Routine' worksheet for Wednesday.</p> <p>Phonics Complete the 'Looking Good' worksheet.</p> <p>Reading Read the short text 'Lily's Ride' and answer the five comprehension questions.</p> <p>Writing Think of a time you went to the park. Using the writing structure, write a recount.</p> <p>Handwriting Please complete the worksheet attached for the letters A and a.</p>	<p>Morning Routine Complete the 'Morning Routine' worksheet for Thursday.</p> <p>Phonics Complete the 'Camera Word Sentences' worksheet.</p> <p>Reading Read the short text 'Honey Bees' and answer the five comprehension questions.</p> <p>Writing Think of a time you went to the beach. Using the writing structure, write a recount.</p>	<p>Morning Routine Complete the 'Morning Routine' worksheet for Friday.</p> <p>Phonics Complete the 'Fill in the Gaps' worksheet and then try to find all the long vowel o words in the Find-a-Word.</p> <p>Reading Read the short text 'Camping at the Beach' and answer the five comprehension questions.</p> <p>Writing Write an acrostic poem using the word OLYMPICS. Use the writing structure to guide you.</p> <p>Handwriting Please complete the worksheet attached for the letters W and w.</p>
Break	Remember to have a healthy snack and go and run around or play a game.				

Year 1 Learning from Home – Term 3 Week 4

Middle	<p>Maths Count forwards to 100 and backwards from 30. Count by 5's and 10's to 100.</p> <p>Addition and Subtraction: Refer to the worksheet and practise your addition and subtraction level.</p>	<p>Maths Count forwards to 100 from any number and backwards from 30. Count by 5's and 10's to 100.</p> <p>Problem solving: complete the problem: solving worksheet</p>	<p>Maths Count forwards to 100 and backwards from 30. Count by 2's to 100.</p> <p>Place Value: complete the place value worksheet</p>	<p>Maths Count forwards to 100 from any number and backwards from 30. Count by 2's to 100.</p> <p>Time: Complete the Thursday time worksheet</p>	<p>Maths Count forwards to 100 and backwards from 30. Count by 5's and 10's to 100.</p> <p>Time: Complete the Friday time worksheet</p>
Break	Remember to have a healthy lunch and go and run around or play a game.				
Afternoon	<p>HSIE Open the 'Lesson 2: Weather in other places' in inquisitive using this link: http://inq.co/class/hsh</p> <p>You will be asked for a 4 digit access code: 5617</p> <p>Complete the weather worksheets labelled Monday: HSIE</p>	<p>Science Today we are learning about how different materials will be altered in different ways depending on their properties.</p> <p>Cooking spaghetti involves placing it in boiling water. Can you guess what happens to the properties of spaghetti once it has been boiled?</p> <p>Complete 'Spaghetti Fun!'" worksheet.</p>	<p>PDHPE Have a discussion with your family members about what different types of strengths each of you have.</p> <p>Complete the 'Watch my strengths grow' worksheet.</p> <p>PE We are learning how to skip. Watch the video to learn how to skip and then have a go at skipping outdoors with an adult. https://www.youtube.com/watch?v=6VTw58zv554</p>	<p>Creative Arts Complete the <i>Butterfly</i> template provided for Thursday.</p> <p>Follow the instructions on the template to complete the activity.</p>	<p>Family Fun Go camping in the living room! Camping is the idea of spending a holiday in a tent.</p> <p>Can you use some pillows and blankets to create a play tent in the living room?</p> <p>Remember, your safety is important. Play safely with your siblings and have a good time on your pretend camping holiday!</p>

Monday: Morning Routine

1. Let's look at **pronouns**.

Definition: **A pronoun is a word that replaces a noun.**

There are multiple types of pronouns. This week we will focus on *personal* pronouns.

Examples of personal pronouns are **I, he, she, we, they, we and you.**

Your job is to tick which sentence below has a personal pronoun.

- ☐ He is going to the shops.
- ☐ They are reading a book.
- ☐ The tree is green.

2. Write the long date below.

3. Write 3 adjectives below to describe the weather today.

Example: Windy

4. Draw and label items of clothing in the box below that you can wear today if you were going to the park.

Long Vowel 'o, oa, ow, o_e' Hunt!

Colour in the words that contain a **long vowel** then write them below.

***Hint:** Don't get tricked by **short vowel 'o'** like in 'top'. We are looking for **long vowels** like in the word most and coach.*

most	top	broken	open	clock
got	flock	bone	mop	shop
pillow	soap	slow	trunk	coat
dock	sister	cot	snow	rotten
joke	chosen	moss	plant	coach

_____	_____	_____	_____
_____	_____	_____	_____
_____	_____	_____	_____
_____	_____	_____	_____
_____	_____	_____	_____

Monday: Reading

Sharks

Did you know that all sharks are fish? That is a fact! They have fins and gills just like other kinds of fish.

Some sharks live in salt water. Other sharks live in fresh water. They can breathe under water using their gills.

Sharks like to eat meat. This is bad news for fish! They have very sharp teeth to help them chew their food.

Sharks are fast animals. The shape of their bodies helps them to zip through the water very quickly.

Questions


1. Is the text above fiction or non-fiction?

2. How can sharks breathe under water?

3. What do sharks like to eat?

4. What do sharks have that help them chew food?

5. What are some adjectives you can use to describe a shark?



Monday: Writing

Writing: Wishing Tale

Use the picture below to help you write a wishing tale. Today's theme is **underwater**! Use the picture below to help you choose a **setting**. Don't forget to create a character and draw a picture at the end.



Picture: Underwater cave

The _____ Wish

Once upon a time, there was a _____ who lived in a _____.

The _____ wished _____.

So one day, _____.

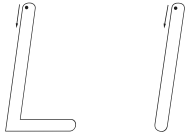
But, oh no! _____.

Luckily, _____.

In the end, _____.

Monday: Handwriting

Handwriting Practice Sheets

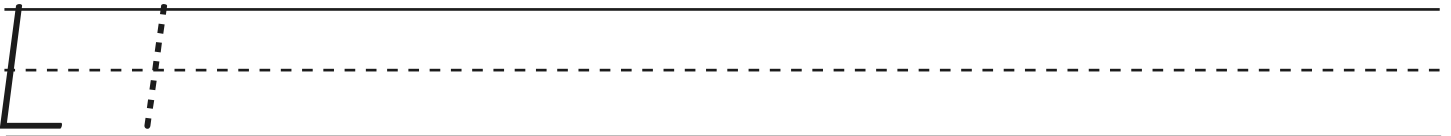
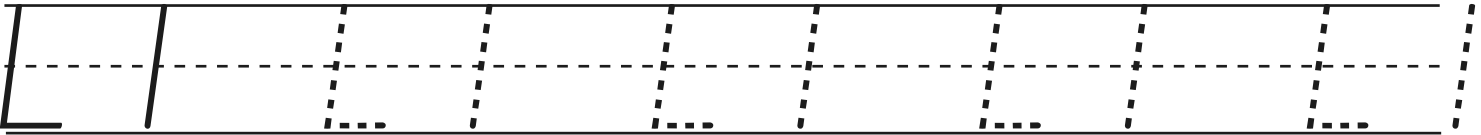
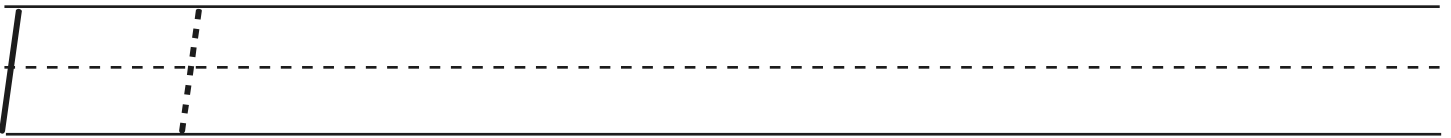
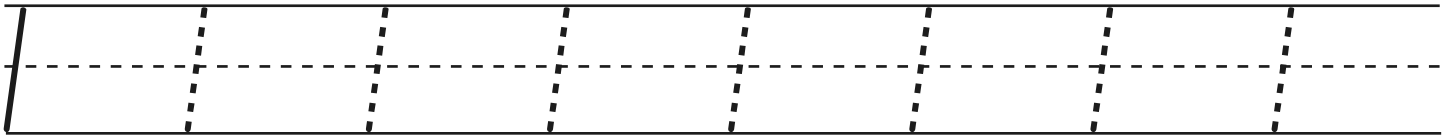
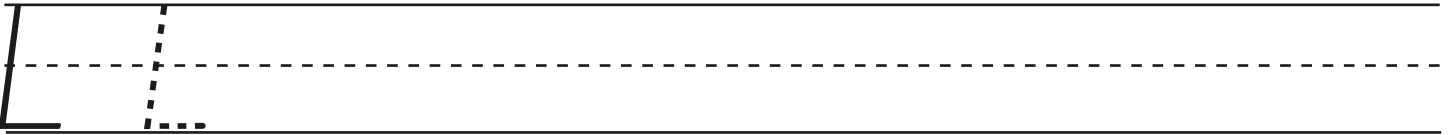
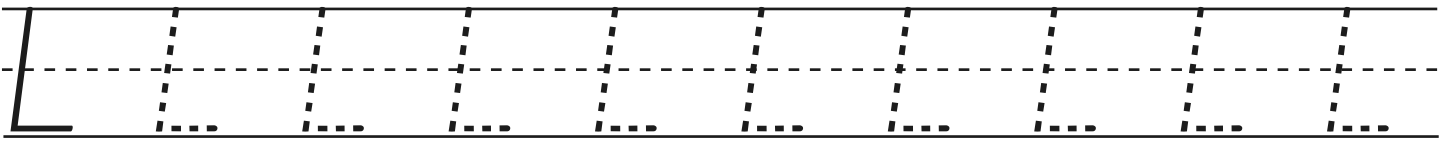


Notes to remember:

- My letters sit on the line.
- My lowercase letters are the same height.
- My uppercase letters touch the top of the line.
- I use finger spaces between each new letter or new word.

Say the sound: **L l**

Now copy the letters and words onto the lines below.

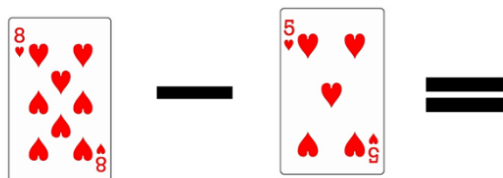


Monday: Maths

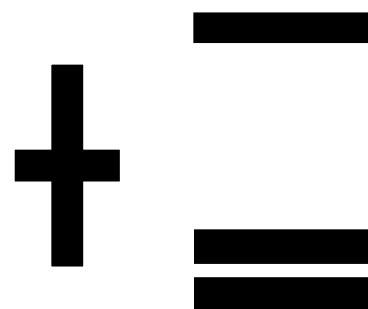


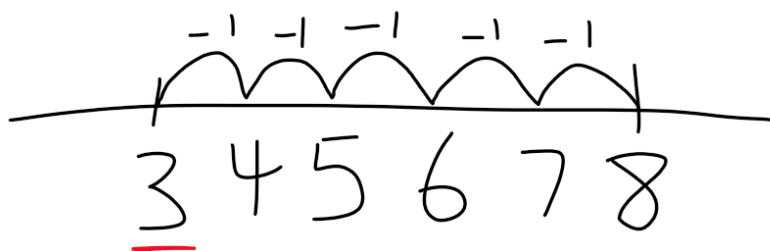
L1: Addition and Subtraction

- Cut out the number cards below.
- Make addition and subtraction number sentences with the cards.
- Find the answer using your addition and subtraction level: draw counters OR jump by 1s on a number line OR bridging to 10 on a number line

Example: level – subtract by 1 on a number line



$$8 - 5 = \underline{3}$$



Friends of 10

Use the Friends of 10 rainbow to find pairs of numbers that make 10.

Think

What is the friend of 8?
Follow the colour to find the friend.







$$8 + \boxed{?} = 10$$



$$8 + \boxed{2} = 10$$



Friends of 10 Facts



Day 1

1 $2 + \boxed{} = 10$

2 $6 + \boxed{} = 10$

3 $\boxed{} + 9 = 10$

4 $0 + \boxed{} = 10$

5 $7 + \boxed{} = 10$

6 $3 + \boxed{} = 10$

7 $\boxed{} + 8 = 10$

8 $5 + \boxed{} = 10$

9 $\boxed{} + 1 = 10$

10 $4 + \boxed{} = 10$

Do all places have the same weather?

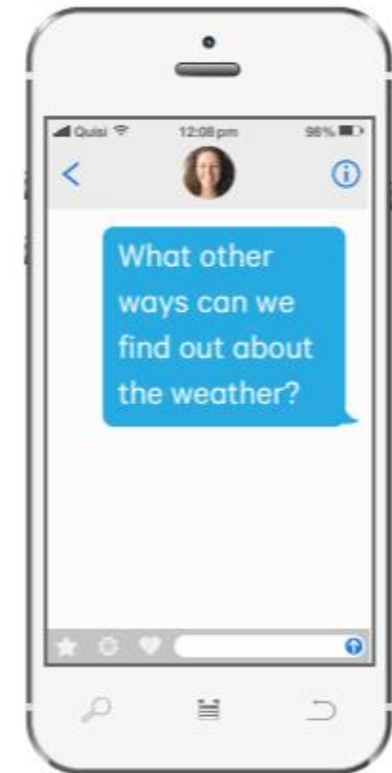
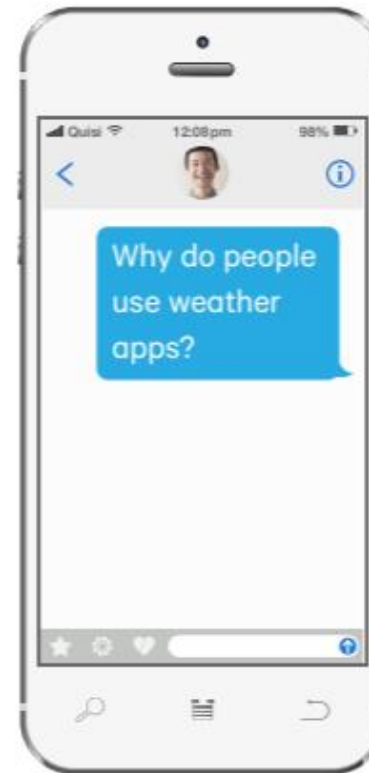
1 Share **with your class** all the places you have visited and talk about what the weather was like.



- 2 Watch the video
The Monkey and
the App.



- 3 In a **talking circle**,
take turns to answer
the text messages on
the phones.



- 4 Move it!** Find a space and stand in it. When the teacher says a weather word, mime something you might do in that weather.



- 5** Make a group of four. In your group make a still scene for a type of weather. Have other groups guess your weather type.



Is it raining?

What will the weather be like tomorrow?

Are there any storms nearby?

What's the temperature?

6

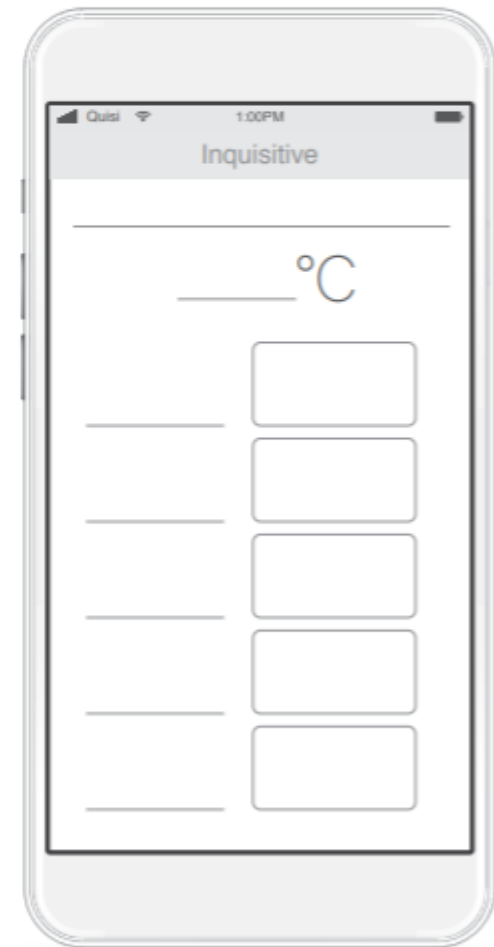
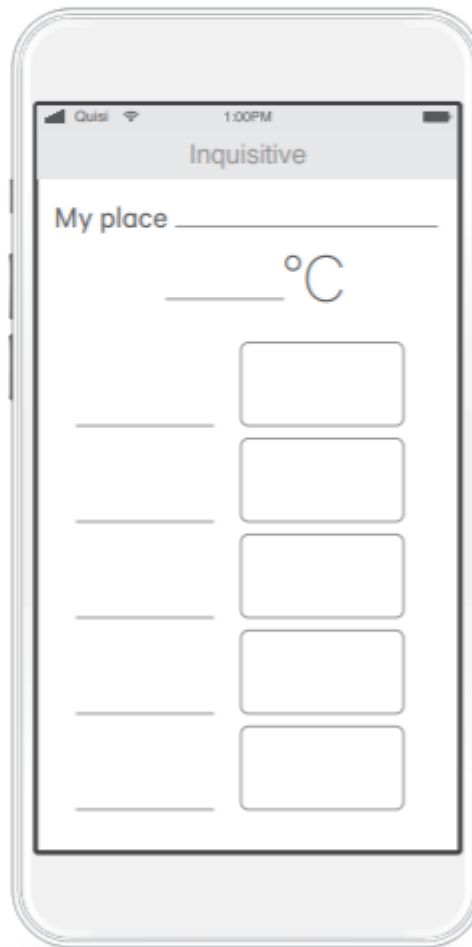



Look at the MetroEarth website. Choose some places that you know and find out about the weather.






- 7 Use an app to find the weather information for your place and another place. Write the first letter for each day and draw the weather on the phones.





- 8 Choose a place to visit and draw the things you would take with you in the suitcase. Make sure you have things suitable for the weather you expect.



Place

Weather

Tuesday: Morning Routine

1. Let's look at **pronouns**.

Definition: **A pronoun is a word that replaces a noun.**

There are different types of pronouns. This week we are focusing on *personal* pronouns. Some examples of personal pronouns are **I, he, she, we, they, we and you.**

choose a personal pronoun that would make sense in the sentence below.

_____ are having spaghetti for dinner tonight.

2. Yesterday's long date was **Monday 2nd August 2021.**

Write the long date for today on the line below.

3. We are in the last month of which season? Circle the correct answer below.

Summer

Autumn

Winter

Spring

4. Which season is next? Write the correct answer below.

5. How many seasons do we have? _____

6. What is your favourite season and why?

Complete the Sentence

Read each sentence and use the correct camera word below to complete it. When you finish, read your sentences again and draw a picture in each of the boxes to match each sentence.

1.

1. Can I have _____ drink please?

2. We miss _____ classroom!

3. We love sport _____ it is fun.

4. I will give you _____ little dinosaur toys.

5. "Come over _____!" cried Mum.

6. How many _____ days until the weekend?

4.

5.

6.

because

two

another

more

here

our

Tuesday: Reading

Lunch Time

Lunch is a very important meal. It gives your body energy.

There are lots of different foods that you can eat at lunch time.

Tina likes to have pizza for lunch. She has ham and cheese on her pizza.

Sam likes to have baked beans for lunch. He has them on toast.

Will likes to have a tasty sandwich for lunch. He has chicken on his sandwich. Luna likes to have sushi for lunch. She has cucumber in her sushi.

What do you like for your lunch?

Questions

1. Is the text above fiction or non-fiction?

2. How does the author describe lunch?

3. What does lunch give your body?

4. What does Sam like to have for lunch?

5. What do you like to have for lunch?



Tuesday: Writing

Writing: Wishing Tale

Try and remember the structure of a wishing tale. You can use the scaffold below to help you. Today, we are going to write about the **circus**! Use the picture below to help you with your story. Don't forget to draw a picture at the end.



Picture: clown

Once upon a time, _____.

The _____.

So _____, _____.

But, _____! _____.

Luckily, _____.

In _____, _____.

Tuesday: Maths

LI: Problem Solving

- Use the problem-solving strategy cards on the right to solve the following questions.
- You can draw pictures, counters, or a number line to help you find the answer.
- Remember to record your answer in a number sentence.

I have 9 grinders. Miss Wilson gave me 3 more grinders. **How many grinders do I have altogether?**

READ the part of the problem that is asking you to find something out.

UNDERSTAND the information that you will need to find it out.

CHOOSE A STRATEGY that you could use to find it out.

USE A STRATEGY to find it out.

CHECK that you have found it out.

I have 3 raffle tickets. At lunch, Mrs Johnston gave me 9 more raffle tickets. **How many raffle tickets do I have altogether?**

I have 5 raffle tickets. At recess, Ms Houchar gave me 6 more raffle tickets. But, oh no! I lost 3 raffle tickets. **How many raffle tickets do I have now?**

Day 2

1 $9 + \square = 10$

2 $\square + 3 = 10$

3 $0 + \square = 10$

4 $\square + 8 = 10$

5 $5 + \square = 10$


6 How many altogether?



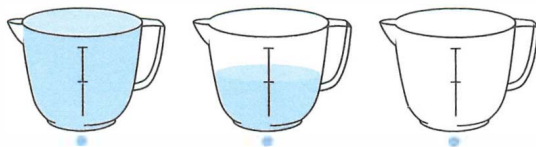
7 How many ice-blocks? Count in 2s.



8 Draw 14 spots on Dino.



9 Draw lines to match.



full empty half full

10 Cross out the object that is not a sphere.



Day 3

1 $10 + \square = 10$

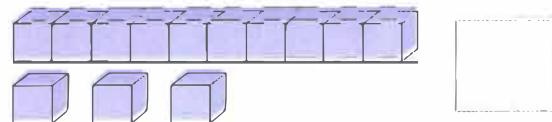
2 $6 + \square = 10$

3 $\square + 1 = 10$

4 $4 + \square = 10$

5 $\square + 2 = 10$

6 How many altogether?



7 How many ears? Count in 2s.



8 Draw 12 teeth.



9 Colour the glass to show half full.



10 Cross out the object that is not a cone.

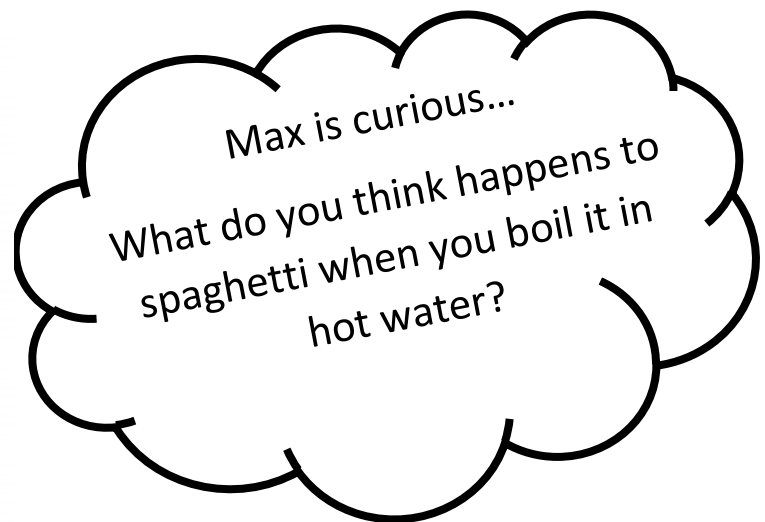


Tuesday: Science

Spot the difference!

Changes are happening all around us. Chocolate melts in the sun, water evaporates from puddles and cement hardens in the open air.

This term, we will be predicting the changes that can happen to everyday materials to understand the best way to manage things such as, food handling and cooking, construction and packaging.



1. Predict what you think might happen to raw spaghetti when you heat it in boiling water. Use your senses and talk to an adult or sibling about what you would be able to do with cooked spaghetti. An example is: bend it!
2. Complete the task on the next page by drawing a spaghetti all over the persons face. Write as many words as you can think of around the face to describe how the spaghetti would feel and look like when cooked.

Example is: **sticky, soft**

Tuesday: Science Spaghetti Fun!



Wednesday: Morning Routine

1. We learning about **pronouns**. Definition: **A pronoun is a word that replaces a noun.**

This week we have been focusing on *personal* pronouns.

Examples of personal pronouns **I, he, she, we, they, we and you.**

Choose a personal pronoun for the sentence below.

_____ is going for a long walk.

2. Write down the days of the week below starting with Sunday. Check your spelling to make sure you are writing them correctly.

3. What is your favourite day and why?

Looking Good!

Ask a parent or older sibling to read the words below to you.

Can you write the words in the correct column on the Looking Good worksheet?

Put a tick next to the words you spelt correctly.

o		oa		ow		o_e	
go		boat		bow		bone	
ago		road		snow		tone	
hello		loaf		flow		cone	
soda		toast		below		stone	
frozen		coach		window		drone	

Looking Good!

o	oa	ow	o_e

Wednesday: Reading

Lily's Ride

Lilly went for a ride on her new bike. She rode up the street.

She rode down the street.

She rode past the big house on the hill with the red and blue door.

She rode past the tree that she fell out of when she was little.

She rode past the store where her mother did the shopping.

She rode past the park where she played with her brother.

She rode so far that she nearly forgot the way home!

Questions


1. Is the text above fiction or non-fiction?

2. Who do you think bought Lily her new bike?

3. What are some things you have to wear when riding a bike?

4. Where did Lily ride her bike?

5. Lily rode her bike so far, what did she nearly forget?



Wednesday: Writing

Writing: Recount

Today we are going to write a recount about a time you went to the **park**. Try and remember the structure of a recount. You can use the scaffold below to help you. Try to be as detailed as you can.



Picture: Park

A Day at the _____

On the weekend, I went to the _____ with _____.

First, _____.

Next, we _____.

After that, we _____.

Finally, we _____.

It was a _____.



Notes to remember:

- My letters sit on the line.
- My lower case letters are the same height.
- My upper case letters touch the top of the line.
- I use finger spaces between each new letter or new word.

Say the sound: **a**.

Now copy the letters and words onto the lines below.

A A

a a

A a A a

A a

Can goats float in boats?

Wednesday: Maths

LI: Place Value

- Count how many tens and how many ones.
- Record the number in the place value chart.
- Complete the standard and non-standard place value sentences.

tens	ones
2	4

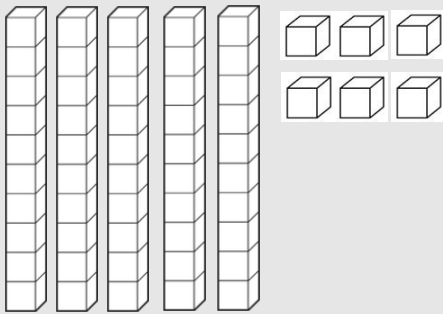


24 is 2 tens and 4 ones

24 is 1 ten and 14 ones

24 is 24 ones

Example:



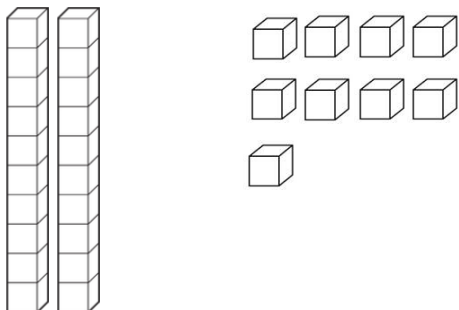
Tens	Ones
5	6

56 is 5 tens and 6 ones.

56 is 56 ones.

56 is 4 tens and 16 ones.

1)



Tens	Ones

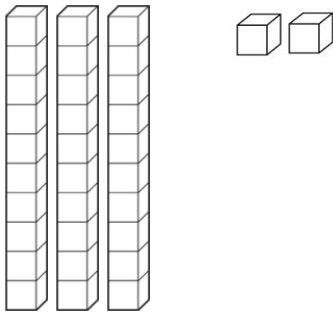
_____ is _____ tens and _____ ones.

_____ is _____ ones.

_____ is _____ tens and _____ ones.

Wednesday: Maths

2)



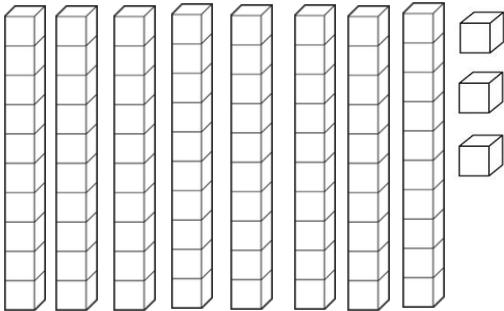
_____ is _____tens and _____ones.

_____ is _____ones.

_____ is _____ tens and _____ ones.

Tens	Ones

3)



_____ is _____tens and _____ones.

_____ is _____ones.

_____ is _____ tens and _____ ones.

Tens	Ones

4) Choose your own number and draw your tens and ones.

_____ is _____tens and _____ones.

_____ is _____ones.

_____ is _____ tens and _____ ones.

Tens	Ones


Wednesday: PDH

What is Strength?

Children have many different kinds of **strengths**. Sometimes these **strengths** are obvious, like when you are really good at drawing or playing sports. But some **strengths** can be harder to notice. For example, being a good listener or working well in groups. Recognising and talking about these **strengths** can help us all thrive.

1. Discuss with your family the different strengths you each have.
2. Complete the Flower Petal below by writing your name in the middle. In each petal, write the different types of strengths you have.

Watch my strengths grow!



Thursday: Morning Routine

1. We learning about **pronouns**.

Definition: A pronoun is a word that replaces a noun.

This week we have been focusing on *personal* pronouns.

Write down the 7 personal pronouns we have been looking at. Try to do it without looking at the other worksheets.

_____	_____	_____
_____	_____	_____

2. Fill in the missing months below.

J_____

F_____

March

A_____

M_____

June

J_____

A_____

September

O_____

November

D_____

3. Write the full date for your birthday below.

Camera Word Sentences

Write a sentence for each of the camera words. Cross out the camera word once you've written a sentence with it.

because

two

another

more

here

our

1.

2.

3.

4.

5.

6.

Thursday: Reading

Honey Bees

What animals have give eyes and six legs? Honey bees! Honey bees are insects.

Honey bees live in hives. They make hives from wax. Rooms in the hive are shaped like hexagons and have six sides.

There are three types of honey bee – the queen, the drones and the workers. They are have different jobs.

Honey bees move pollen so more flowers can grow. Flowers give honey bees nectar. They need each other.

Honey bees drink nectar from flowers. They turn this into honey. They feed baby bees with the honey.

Questions


1. Is the text above fiction or non-fiction?

2. What type of animal is a honey bee?

3. Where do honey bees live and what is it made out of?

4. What are the three types of honey bees?

5. What do honey bees drink from flowers?



Thursday: Writing

Writing: Recount

Today you are going to write a recount about a time you went to the **beach**. If you have not gone to the beach before, think about what you would want to do at the beach. Try and remember the structure of a recount. You can use the scaffold below to help you. Try to be as detailed as you can.



Picture: Beach

A Day at the _____

On the weekend, I went to the _____ with _____.

First, _____.

Next, we _____.

After that, we _____.







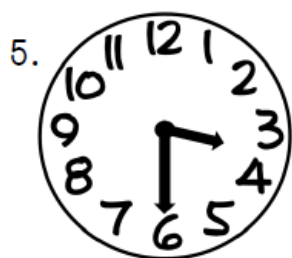
Finally, we _____.

It was a _____.

Thursday: Maths

L1: Time

- Write the digital time in the box under each clock. The first one in each row has been done for you as an example.



Day 4

1 $1 + \square = 10$


2 $4 + \square = 10$

3 $\square + 5 = 10$

4 $\square + 7 = 10$

5 $8 + \square = 10$

6 How many altogether?




7 Draw 4 chickens.



How many legs?

8 Colour 20 fish.



1 glass is empty. ☐ yes ☐ no
3 glasses are full. ☐ yes ☐ no

10 What is the name of this 3D object?



Day 5

1 $5 + \square = 10$

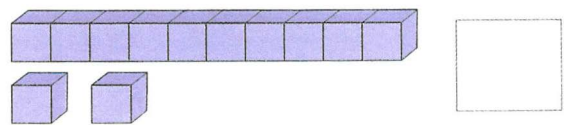
2 $\square + 2 = 10$

3 $6 + \square = 10$


4 $\square + 0 = 10$

5 $7 + \square = 10$

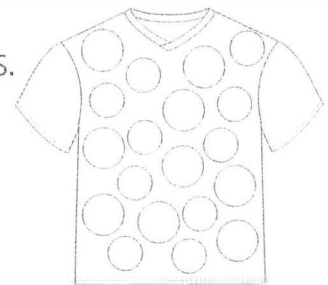
6 How many altogether?



7 How many eyes? Count in 2s.



8 Colour 15 spots.



9 Colour to show:




empty

half full

full

10 Cross out the object that is not a cylinder.



Thursday: Creative Arts



Using a black marker or crayon, draw straight horizontal, diagonal and vertical lines all the way across a blank sheet of paper.

Colour each box using crayons or markers. Don't use the same colours next to each other.

Stick the butterfly template on the back of the art paper using glue.

Cut out the butterfly with the art paper attached. Remember to be careful while cutting.

Friday: Morning Routine

1. We are looking at **pronouns**. Definition: **A pronoun is a word that replaces a noun.**

This week we have been focusing on *personal* pronouns.

Write a sentence below, including a personal pronoun. Make sure you include a capital letter and end punctuation.

2. Write today's long date below.

3. Write today's short date below.

4. All your teachers miss being in the classroom with you! Write down below what class you are in and what you miss most about going to school. You might receive a special message from your teacher if you take a photo and share your answer on Seesaw!

Fill in the Gaps















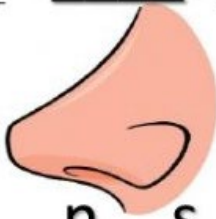
Look at each picture and work out what the word is, then choose the correct long vowel or grapheme and complete each word.

o

oa

ow

o_e

 <p>r _ p _</p>	 <p>l _ _ d</p>	 <p>sn _ _</p>	 <p>m _ _ _</p>
 <p>b _ _ t</p>	 <p>r _ _ d</p>	 <p>c _ _ t</p>	 <p>g _</p>
 <p>b _ _</p>	 <p>s _ _ p</p>	 <p>t _ _ d</p>	 <p>sl _ _</p>
 <p>gl _ _</p>	 <p>g _ _ t</p>	 <p>n _ s _</p>	

Friday: Phonics

Complete the Find-a-Word

Find the Long Vowel o Words

h	u	o	j	h	x	v	o	t	e	t	g
o	s	n	s	l	o	a	d	g	t	m	i
m	o	l	l	w	l	l	v	o	d	o	p
e	a	y	o	u	n	o	h	a	o	s	o
w	k	p	w	d	q	a	z	t	z	t	l
g	c	r	o	w	s	f	q	c	e	p	p
p	r	u	z	z	n	o	t	e	e	c	x
n	r	o	w	b	o	n	y	s	t	e	y

Find the following words in the puzzle.
Words are hidden → and ↓ .

bony
crow
doze
goat
home
load

loaf
low
most
note
only
polp

row
slow
soak
vote

Friday: Reading

Camping at the Beach

Tess, her sister Alex, and their mum loved camping at the beach. They had a very comfortable tent and expensive camping gear.

The best part about camping at the beach was that there was always so much to do! The children spent hours swimming and building amazing creations in the sand.

There was no shortage of friends for Tess and Alex to play with, because the campsite was almost overrun with children of all ages. Mum enjoyed camping because it was the only opportunity she had to read a few books and really unwind.

In the late afternoon when it cooled off a little, everyone came together for games of cricket or walks around the headland.

Questions

1. Is the text above fiction or non-fiction?

2. Who did Tess go camping with?

3. There was always lots to do at the beach. What would they do?

4. Why did Tess' mum enjoy camping?

5. What would everyone do in the late afternoon?



Friday: Writing

Writing: Acrostic Poem

Today you are going to write an acrostic poem using the word **Olympics**. Remember each line needs to start with the letters of Olympics. Remember to use some adjectives in your poem. The first letter has been done for you.



Olympics

O Over the hurdle, he jumped.

L _____.

Y _____.


M _____.

P _____.

I _____.

C _____.

S _____.



Handwriting Practice Sheets

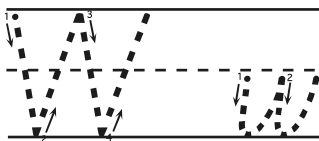
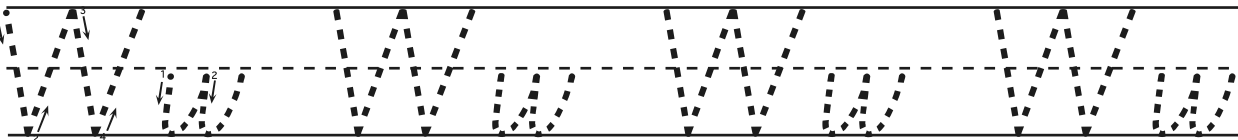
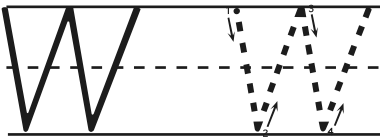
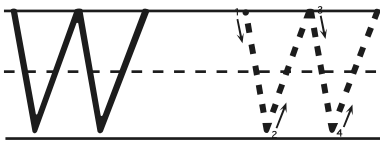
Notes to remember:

- My letters sit on the line.
- My lower case letters are the same height.
- My upper case letters touch the top of the line.
- I use finger spaces between each new letter or new word.



Say the sound: w.


Now copy the letters and words onto the lines below.



Friday: Maths

L1: Time

- Draw the hands on the clock to match the digital time. The first two rows have been done for you as an example.



4:00



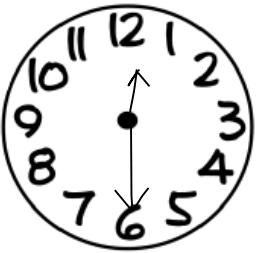
2:00



12:00



9:00




12:30




6:30



2:30



10:30



5:30



3:30



4:30



7:30

Year 1 English Specialist Home Learning - Week 4

Colour the ★ in each box as you complete it.



Read your library book or a book you have at home for 15 minutes every day. **Colour** in a face for each day you have completed your reading.

Monday	Tuesday	Wednesday	Thursday	Friday



Choose one book you read and **find** all the camera words. **Write** them on a piece of paper.

Sentence Reading

Find 2 spelling mistakes. Add 3 capital letters and 1 full stop.



Windy Day


it was a really windy day on Sondag. ali and ben took their kite to the park to fly it



Extension: Write the sentences on a piece of paper. Can you **circle** the camera words?

Phonics

Say the sound of the phoneme in the flower. **Fill** in the leaves with words using the phoneme.



Extension: Choose 2 words and **make** a sentence for each. **Write** the sentences on a piece of paper.



Camera Words

Read, cover, write and check these camera words.

we	
once	
very	
look	
see	
away	



Extension: Write sentences for the camera words listed on a piece of paper



Find and circle the words in the wordsearch.

sky eat fly be she meet sea he

s	e	a	q	b	c	d	m
i	s	h	e	f	g	h	e
p	k	j	m	f	l	y	e
z	y	b	e	x	e	a	t






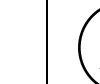

Extension: Choose 2 words and **make** a sentence for each. **Write** the sentences on a piece of paper.

Year 1 Mathematics Specialist Home Learning - Week 4

Colour the ★ in each box as you complete it.

★ Counting

Count forwards to 50 and backwards from 30 every day. **Colour** in a face for each day you have completed your counting.

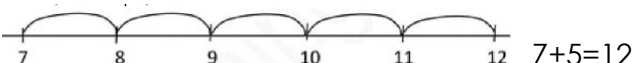
Monday	Tuesday	Wednesday	Thursday	Friday
				



Extension: Can you **count** how many windows you have at home?

ADDITION & SUBTRACTION

Practise your adding and subtracting on a number line at your level. **Complete 3 addition** and **3 subtraction** problems using the number line strategy.



$$7+5=12$$

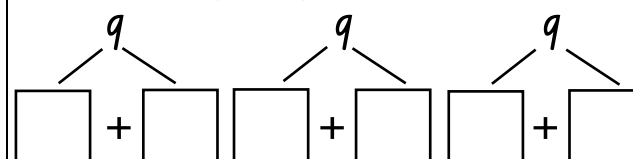


$$7-2=5$$



Partition

Partition the following.



Extension: Partition two more numbers of your choice on a piece of paper.

Friends of 10

Colour the rainbow and **find** the friends of 10. **Write** down 2 friends of 10.



___ + ___ = ___ + ___ =



Extension: Can you find all the friends of 10 in the rainbow and write it on a piece of paper?

PROBLEM SOLVING ★

Read the question and **write** a number sentence for each question on the line. **Use** the space under the line to **find** the answer using a chosen strategy.

There were 7 ducks in my pond and I found 5 more. How many ducks do I have altogether?



I have 9 flowers in my garden. 4 more flowers started to grow. How many flowers are in my garden?