

## Year 6 Week 4

Choose an activity you are comfortable with and complete it to the best of your ability. You can do more than one. Please complete by Thursday.

- 1) Practice reading and writing some or all the following words on a paper, in book or mini whiteboard.
- 2) Write a sentence for each word in English.
- 3) Break the words into phonemes on a paper, in your book or mini whiteboard.


<b>Arabic word</b>	<b>Arabic transliteration</b>	<b>English word</b>
طائرتي الورقية	ta'irati al waraqiya	my paper kite
اراد	arada	wanted
ان يصنع	an yassna3	to make
أحضر	ahdara	brought
الاوراق	al awraq	the papers
الملونة	almulawana	colourful
الاصمغ	alsoumg	the glue
اعواد	a3wad	sticks
الخشب	alkhashab	wooden
الصغيرة	alsagira	small
خيطا	khaytan	rope
طويلا	taweelan	long
و	wa	and
حاول	hawala	tried
بنفسه	binafsihi	by himself
وجد	wajada	found
الامر	al'amra	the issue
صعبا	sa3ban	hard
جدا	jidan	very

Year 6 Week 4

Match the words to the pictures you can either cut and paste or join with a line.

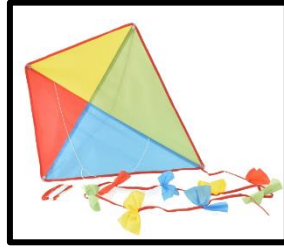
Practice writing the words in your book or on a paper or mini whiteboard.

paper kite



طائرة الورقية

colourful  
papers




اوراق ملونة

computer



حاسوب

The balcony



الشرفة

shore



الشاطئ

**Extension:**

Write a few sentences in English or a summary if you remember this story in English or Arabic.