

**Year 1 Learning from Home – Term 3 Week 5**

	Monday	Tuesday	Wednesday	Thursday	Friday
<b>Morning</b>	<p><b>Morning Routine</b> Watch the video on SeeSaw on morning routine. Complete the worksheet.</p> <p><b>Phonics</b> Watch the video on SeeSaw about phonics. Complete the look, cover, write, check worksheet.</p> <p><b>Reading</b> Read the short text 'Freddy Frog' and complete the comprehension questions.</p> <p><b>Writing</b> Follow the scaffold on your worksheet and write a recount about a day of the weekend.</p> <p><b>Handwriting</b> Complete the worksheet for the letters G and g.</p>	<p><b>Morning Routine</b> Complete the 'Morning Routine' worksheet</p> <p><b>Phonics</b> Complete the 'a and ar' worksheet.</p> <p><b>Reading</b> Read the short text 'Pythons' and complete the comprehension questions.</p> <p><b>Writing</b> Today we are writing about <i>pythons</i>. Watch the video on SeeSaw introducing our new writing purpose. Complete the worksheet for informative writing.</p> <p>Watch the video linked <a href="https://www.youtube.com/watch?v=0iW12hGxZ1U">https://www.youtube.com/watch?v=0iW12hGxZ1U</a></p>	<p><b>Morning Routine</b> Complete the 'Morning Routine' worksheet</p> <p><b>Phonics</b> Complete the 'word sort' worksheet.</p> <p><b>Reading</b> Read the short text 'Saltwater Crocodile' and complete the comprehension questions.</p> <p><b>Writing</b> Today we are writing about Saltwater Crocodiles. Complete the worksheet for informative writing. Watch the video linked below to help you. <a href="https://www.youtube.com/watch?v=WhwqYzQABJ4">https://www.youtube.com/watch?v=WhwqYzQABJ4</a></p> <p><b>Handwriting</b> Complete the worksheet for the letters U and u.</p>	<p><b>Morning Routine</b> Complete the 'Morning Routine' worksheet</p> <p><b>Phonics</b> Complete the 'sentence activity' worksheet.</p> <p><b>Reading</b> Read the short text 'Chameleons' and complete the comprehension questions.</p> <p><b>Writing</b> Today we are writing about Chameleons. Complete the worksheet for informative writing.</p> <p>Watch the video linked below for more facts. <a href="https://www.youtube.com/watch?v=aZuxerppygM8Q66OI">https://www.youtube.com/watch?v=aZuxerppygM8Q66OI</a></p>	<p><b>Morning Routine</b> Complete the 'Morning Routine' worksheet</p> <p><b>Phonics</b> Complete the camera word worksheet.</p> <p><b>Reading</b> Read the short text 'Shingleback Lizards' and complete the comprehension questions.</p> <p><b>Writing</b> Today we are writing about Shingleback Lizards. Complete the informative writing worksheet. Watch the video linked below <a href="https://www.youtube.com/watch?v=lxVhY8Q66OI">https://www.youtube.com/watch?v=lxVhY8Q66OI</a></p> <p><b>Handwriting</b> Complete the worksheet for the letters V and v.</p>

### Year 1 Learning from Home – Term 3 Week 5

<b>Break</b>	Remember to have a healthy snack and go and run around or play a game.				
<b>Middle</b>	<b>Maths</b> Count forwards to 100 from a given number and backwards from 50. Count by 5's and 10's to 120.  Complete the 'Place Value' worksheet	<b>Maths</b> Count forwards to 100 from a given number and backwards from 50. Count by 5's and 10's to 120.  Complete the 'Problem Solving' worksheet	<b>Maths</b> Count forwards to 100 and backwards from 50. Count by 2's to 120.  Watch the video on SeeSaw on addition and subtraction.  Complete the 'Addition and Subtraction' worksheet	<b>Maths</b> Count forwards to 100 from a given number and backwards from 50. Count by 2's to 120.  Complete the 'Thursday Data' worksheet	<b>Maths</b> Count forwards to 100 from a given number and backwards from 50. Count by 5's and 10's to 120.  Complete the 'Friday Data' worksheet
<b>Break</b>	Remember to have a healthy lunch and go and run around or play a game.				
<b>Afternoon</b>	<b>HSIE</b> Open the 'Lesson 3: Seasonal Calendars' in inquisitive using this link: <a href="http://inq.co/class/hsh">http://inq.co/class/hsh</a>  You will be asked for a 4 digit access code: <b>5617</b>  Complete the 'Seasonal Calendar' worksheets labelled Monday: HSIE	<b>Science</b> Today we are learning about the different properties of eggs and how eggs can be cooked differently.  Complete 'Looking for change- Silly Eggs!'' worksheet labelled Tuesday: Science.	<b>PDHPE</b> Complete 'My Trusted Adults' worksheet labelled Wednesday: PDHPE.  <b>PE</b> Mini Olympics! Practise your <i>sprint run</i> by running from one point to another. Time yourself and see if you can beat your record. Be safe!	<b>Book Week Performance</b> This event will be livestreamed today at 2pm. To access your livestream event via the web portal: - Go to the secure web portal <a href="https://performlivestream.com/">https://performlivestream.com/</a> - On the homepage, enter your password. - Your school password is: fmA6oBl - Wait on the next screen and your school livestream event will start soon!	<b>Creative Arts</b> Let's dance! Use your body to carefully create different movement and shape patterns. Cut out the flash cards and create a cool dance rhythm using different moves.  Optional art- Colour in the 'Python and Chameleon' worksheets. Complete this over Thursday and Friday.

## Monday: Morning Routine

1. Circle which day of the week it is today.

Sunday

Monday

Tuesday

Wednesday

Thursday

Friday

Saturday

2. What day was it yesterday? \_\_\_\_\_

3. What day will it be tomorrow? \_\_\_\_\_

4. Circle what month we are in.

January

July

February

August

March

September

April

October

May

November

June

December

5. What season are we in? \_\_\_\_\_

6. Draw me something you would wear for the season we are in right now.



**Monday: Morning Routine**

Sort and write these words out into the correct categories.

**Nouns-** A noun is a person, place thing or idea.

**Verbs-** What my body can do, what my heart can feel and what my brain can think.

**Adjective-** An adjective describes a noun or pronoun.

**Pronoun-** A pronoun is a word that replaces a noun.

dog	run	big	Peter	he	swim	they	think
ball	four	she	scream	scary	blue	Sydney	we

<b>Nouns</b>	<b>Verbs</b>
<b>Adjective</b>	<b>Pronouns</b>

## Monday: Phonics

### Look Cover Write Check a and ar

---

Today we are learning to read and write words containing the phonemes **a** and **ar**.

1. Read the following word that contain the phoneme **a** to a family member.

b <b>a</b> th	f <b>a</b> st	bl <b>a</b> st	gr <b>a</b> ss
<b>a</b> sk	ma <b>a</b> sk	la <b>a</b> va	pl <b>a</b> za

2. Complete *Look, Cover, Think, Write, Check* with the above words containing the phoneme **a**. Write them in the box below.


3. Read the following words that contain the phoneme **ar** to a family member.

c <b>ar</b> d	c <b>ar</b>	h <b>ar</b> d	j <b>ar</b>
g <b>ar</b> den	ma <b>ar</b> ket	<b>ar</b> t	scar <b>ar</b> f

4. Complete *Look, Cover, Write, Check* with the above words containing the phoneme **ar**. Write them in the box below.


## Monday: Reading

### Freddy Frog

Freddy the frog was always hungry, but he was also lazy. He would slowly hop onto a lily pad, roll out his tongue and hope he would get lucky when a silly fly accidentally landed there. But one day, a nasty mosquito played a trick on him. He pretended to be a fly and landed on Freddy's tongue and when Freddy went to eat him, the mosquito bit his tongue! "AHHHH!" cried Freddy, hopping in the air. "So he does know how to move quickly!" the mosquito chuckled. From that day on, Freddy was never lazy again.

### Questions

1. Is this text fiction or non-fiction?

---

2. How did Freddy catch flies?

---

3. What trick did the mosquito play?


---

4. What lesson did Freddy learn in this story?

---

5. **Challenge:** Circle all of the words that contain the long vowel 'e'

Hint: like in the word free.



## Recount Writing

Today you will be writing a recount about what you did on the weekend. Remember that the first sentence of your recount needs to tell us about what you did and must include when, where and who. Then we use our time connective to write about our day. At the end we must remember to write a sentence telling the reader how we felt about our day.

Use the scaffold below to write a recount. Don't forget to draw a picture.

Writing a Recount Desk Helper			
<b>When</b> Yesterday Today On the weekend Last week Sunday Monday Tuesday Wednesday Thursday Friday Saturday	<b>Where</b> home house shops park school restaurant stadium church movies mountain birthday party	<b>What</b> played watched camping jumped hiking swimming visited	<b>Who</b> Mum Dad brother sister Grandma Grandpa cousin friend teacher doctor auntie/aunt uncle
<b>Other helpful words</b>			
Firstly	Secondly	Thirdly	Lastly
After that	Later	Then	In the end
week	Eventually	However	because
			Next
			Meanwhile

On the weekend I \_\_\_\_\_ with \_\_\_\_\_.

First, \_\_\_\_\_.

Next, \_\_\_\_\_.

After that, \_\_\_\_\_.

Finally, \_\_\_\_\_.

It was \_\_\_\_\_!

G g



goat

**Notes to remember:**

- My letters sit on the line.
- My lowercase letters are the same height.
- My uppercase letters touch the top of the line.
- I use finger spaces between each new letter or new word.

Say the sound: G g.

Now copy the letters and words onto the lines below.

G G G G G G G G G

G G

g g g g g g g

g g

G g G g G g G g G g

G g



# Monday: Maths

## LI: Place Value

- Count how many tens and how many ones.
- Record the number in the place value chart.
- Complete the standard and non-standard place value sentences.

tens	ones
2	4

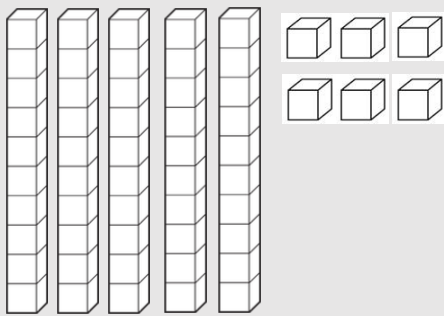


24 is 2 tens and 4 ones

24 is 1 ten and 14 ones

24 is 24 ones

### Example:



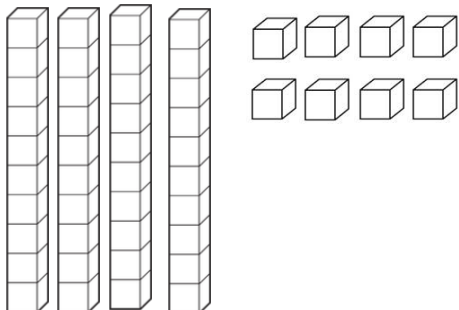
Tens	Ones
5	6

56 is 5 tens and 6 ones.

56 is 56 ones.

56 is 4 tens and 16 ones.

1)



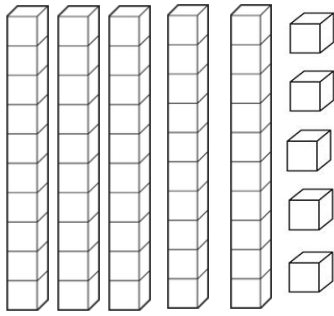
Tens	Ones

\_\_\_\_\_ is \_\_\_\_\_ tens and \_\_\_\_\_ ones.

\_\_\_\_\_ is \_\_\_\_\_ ones.

\_\_\_\_\_ is \_\_\_\_\_ tens and \_\_\_\_\_ ones.

2)



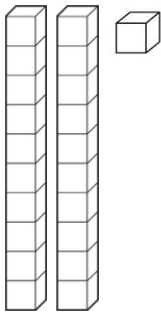
\_\_\_\_\_ is \_\_\_\_\_ tens and \_\_\_\_\_ ones.

\_\_\_\_\_ is \_\_\_\_\_ ones.

\_\_\_\_\_ is \_\_\_\_\_ tens and \_\_\_\_\_ ones.

Don't forget to draw your place value chart!

3)



\_\_\_\_\_.

\_\_\_\_\_.

\_\_\_\_\_.

Don't forget to draw your place value chart!

4) Choose your own number and draw  
your tens and ones.

\_\_\_\_\_.

\_\_\_\_\_.

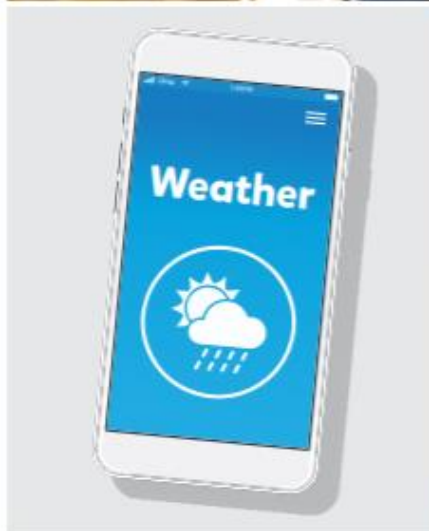
\_\_\_\_\_.

# How do we know what the weather will be?

**1** Talk to your class about which of these pictures might help us to know what the weather will be?



**2** Look at the Ebook to find out more information about predicting the weather.



Australia is a very big country and it has a lot of different weather. The summer season is usually hot and the winter season is usually cold but the weather can also change everyday.


3

▶ Watch the video of the song 'Hot and Cold'. Dance to the music and change your actions when the weather words change.






4

 Listen to the story  
Big Rain Coming.



5

Have a **class chat** and look closely at each page in the book. Can you see some things that Stephen might have used to help him predict the weather?





9

Draw pictures in the boxes to show the different seasons.

My place	
Seasons	Pictures

Aboriginal and Torres Strait Islander place	
Seasons	Pictures

## Tuesday: Morning Routine

1. Write down the missing day.

Sunday

Monday

\_\_\_\_\_

Wednesday

Thursday

Friday

\_\_\_\_\_

2. Write the long date below.

\_\_\_\_\_

3. The sentence below is missing a capital letter and end punctuation.  
Rewrite the sentence correctly on the line below.

we went to the park and had a big picnic

\_\_\_\_\_

4. We have been learning about nouns. Remember a noun is a person, a **place**, a **thing**, or an **idea**. Circle the 2 nouns in the sentence below.

The baby crawled around the room.

5. Complete the sentence about the weather and draw me a picture to describe the weather.

Today it is \_\_\_\_\_.



## Tuesday: Phonics

### Phonemes **a** and **ar**

---

Today we are learning to read and write words containing the phonemes **a** and **ar**.

1. Read and circle the words that contain an **a** or **ar** phoneme and write them below.

*Hint* – there are only 8!

Make sure you don't get confused with short vowel phonemes like **a** in *cat*.

<b>far</b>	<b>yard</b>	<b>bat</b>
<b>class</b>	<b>brother</b>	<b>March</b>
<b>basket</b>	<b>many</b>	<b>lava</b>
<b>fat</b>	<b>harm</b>	<b>fast</b>




## Tuesday: Reading

### Pythons

Pythons are giant snakes that can be found in parts of Africa, Australia Asia, and the Pacific Islands. They live in a variety of habitats, including forests, rocky areas and near water.

Pythons tend to attack their prey suddenly from a hidden position. They grasp the prey in their teeth and then squeeze the animal by wrapping themselves around. Large pythons eat small mammals and birds. Smaller pythons eat amphibians and reptiles. They are not poisonous because they do not have venom. Pythons rarely attack humans and are sometimes kept as pets.



Pythons are reptiles and lay eggs. After the female lays her eggs, coil herself around them until they hatch.

### Questions

1. Is the text above fiction or non-fiction?

---

2. Where can pythons be found?

---

3. How do pythons attack their prey?

---

4. Are pythons poisonous? Why or why not?

---

5. How does the snake protect her eggs?

---

## Tuesday: Maths

### L1: Problem Solving

- Use the problem-solving strategy cards to solve the following questions



## Tuesday: Maths

The toy car costs \$2. I have \$1 in my pocket. **Do I have enough money to buy the toy car?**



**READ** the part of the problem that is asking you to find something out.

**UNDERSTAND** the information that you will need to find it out.

**CHOOSE A STRATEGY** that you could use to find it out.

**USE A STRATEGY** to find it out.

**CHECK** that you have found it out.

The Zooper Dooper costs 20 cents. I have 50 cents in my pocket. **Do I have enough money to buy the Zooper Dooper?**



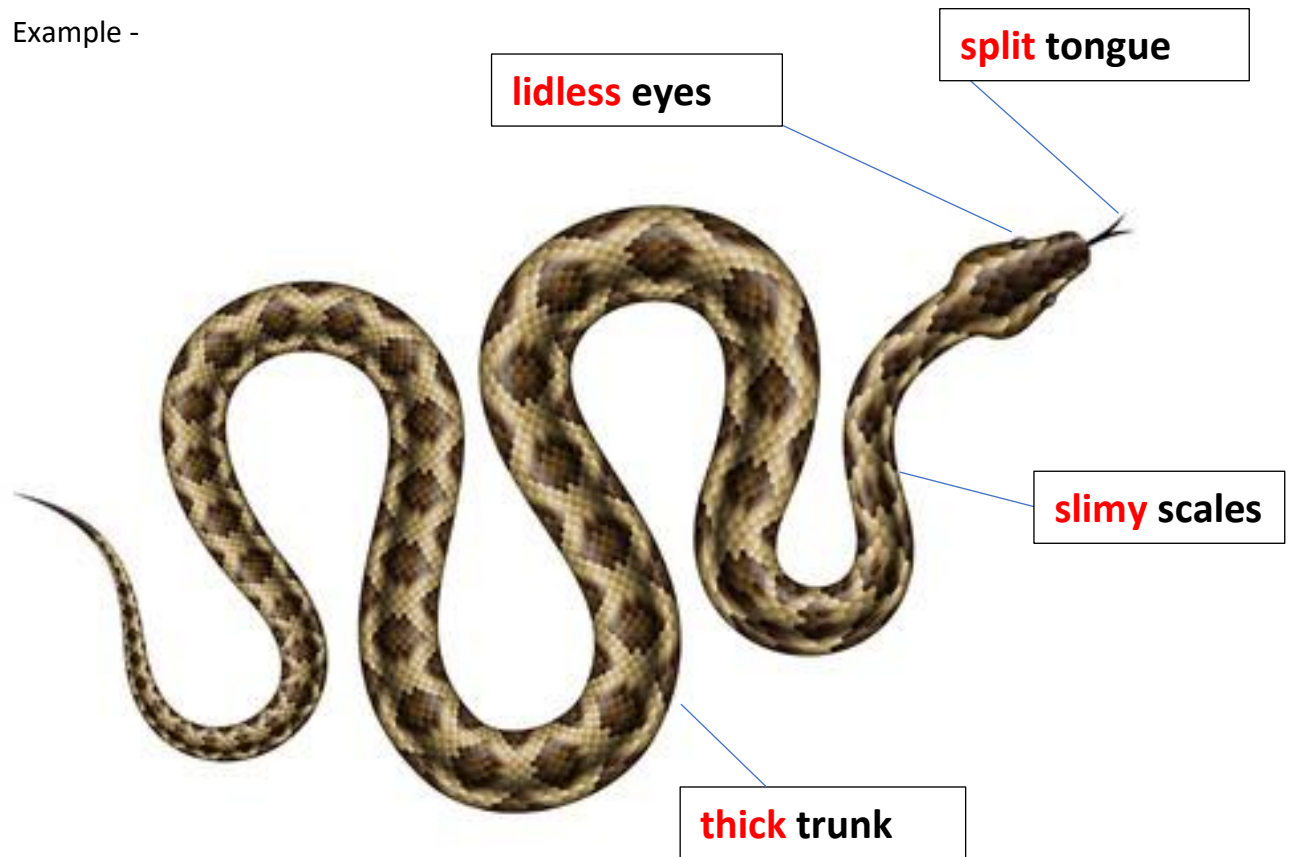
The lego costs 45 cents. I have a coin in my pocket. I have enough money to buy the lego. **What coin might I have in my pocket?**




# Pythons

Today you will be writing to inform about Pythons.  
Use the scaffold below to help you. You need to first draw and label your diagram then hen write your title. After that write your first sentence.

Example -



Your turn -

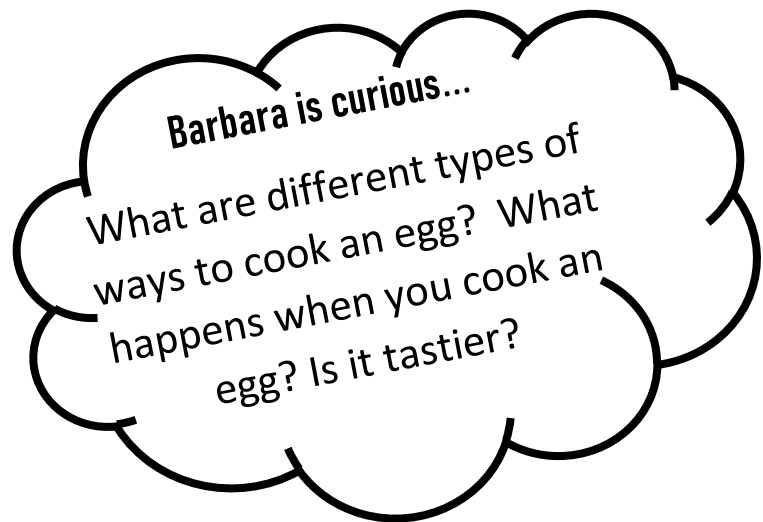


This is a \_\_\_\_\_.

## **Looking for change- Silly Eggs!**

Changes are happening all around us. Chocolate melts in the sun, water evaporates from puddles and cement hardens in the open air.

This week, we will be exploring all the different things you know about eggs, their properties, how eggs can change and different ways of cooking them








1. Predict what you think might happen to an egg when you cook it. What are the different ways to cook an egg?
2. Complete the task on the next page. What is wrong with the pictures? Draw the correct picture next to each one and write words to match.

## Tuesday: Science

### Silly Eggs

What's wrong with these pictures? Draw the correct picture next to teach one and write words to match.



## Wednesday: Morning Routine

1. Write down the days of the week starting with Sunday

---

---

---

---

---

---

---

2. How many days are there in the week? \_\_\_\_\_

3. Write the short date. \_\_\_\_\_

4. What season are we in? \_\_\_\_\_

5. What is something you know about this season?

---

6. We are learning about adjectives. An **adjective describes a noun or pronoun**  
In the sentence below, circle the adjective.

The fast crocodile swam towards the frog.

7. Write 6 adjectives you could use to describe a saltwater crocodile.

_____	_____
_____	_____
_____	_____



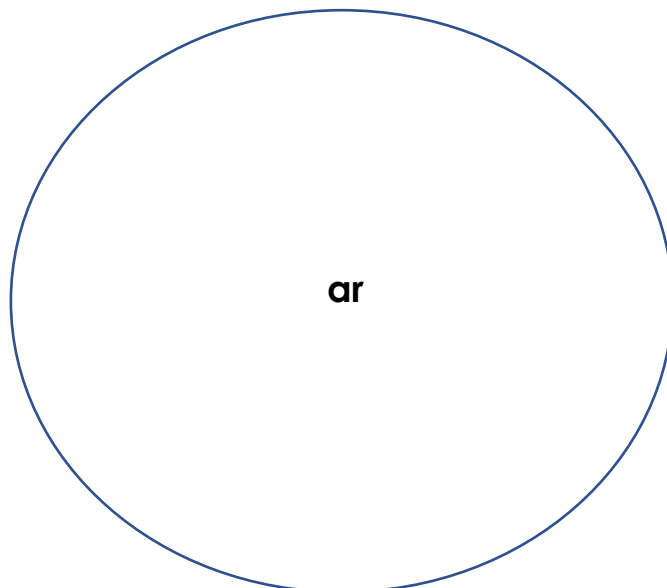
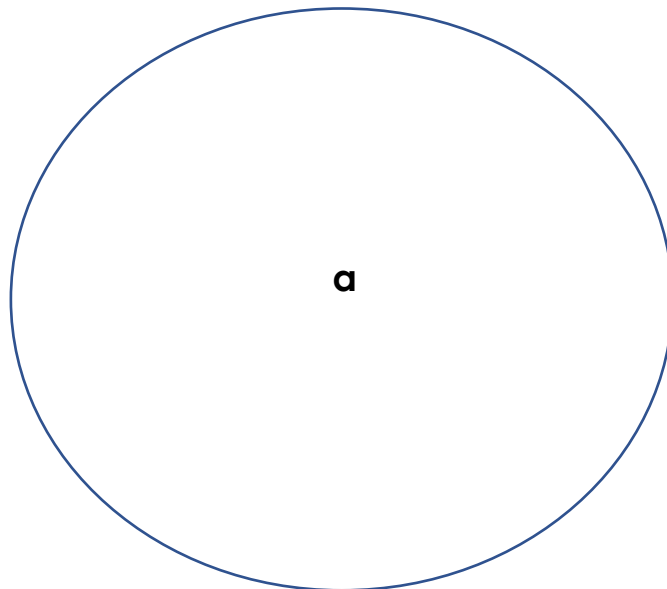
## Word sort

---

Today we are learning to read and write words containing the phonemes **a** and **ar**.

1. Your job is to sort the words containing the phoneme **a** and **ar** by writing them in the correct circle below.

<b>bath</b>	<b>glass</b>	<b>pass</b>	<b>drama</b>
<b>card</b>	<b>farm</b>	<b>star</b>	<b>carpet</b>



Write a sentence with a word that contains the phoneme **ar** or **a**.

---



## Wednesday: Reading

### Saltwater Crocodile

The saltwater crocodile is the largest of all living reptiles. They live in habitats near the coast. Some of these places are rivers, swamps, billabongs and beaches.

The saltwater crocodile is a large reptile growing to about 5 m in length. It has large pointy teeth and a heavy body.

Saltwater crocodiles have a powerful tail which helps with swimming. They can move very fast in the water and on land. Saltwater crocodiles have a wide snout, with large scales making two rows down their neck and back.



Saltwater crocodiles can go a long time without eating. When it is time for them to eat, they catch fish, crustaceans, birds or animals that have come to the water to drink.

### Questions

Is this text fiction or non-fiction?

---

What do saltwater crocodiles eat?

---

Where can you find crocodiles?

---

Describe what a saltwater crocodile looks like?

---

What is something you learned about saltwater crocodiles?


---



## Wednesday: Maths

LI: Addition and Subtraction

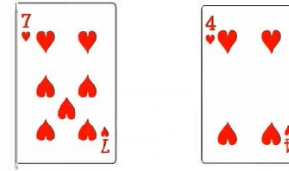
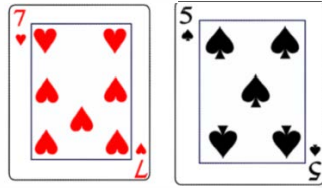
- Cut out the number cards below.
- Make addition and subtraction number sentences with the cards.
- Find the answer using your addition and subtraction level: Draw counters OR jump by 1 on a number line OR bridging to 10 on a number line.






# Add by ones on a number line

$$7 + 5 = 12$$




$$7 + 4 = 11$$



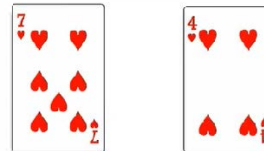
# Subtract by ones on a number line

7 take away 2 is 5


$$7 - 2 = 5$$



If I make a group of 7,  
I will have enough to take away a group of 2.




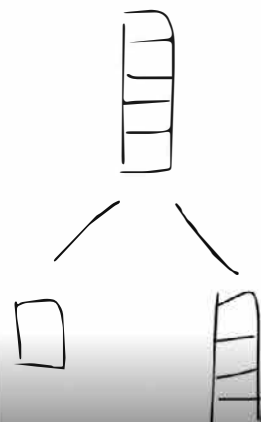
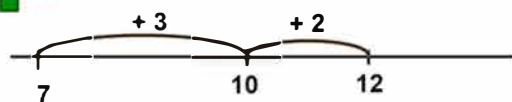
$$7 - 4 = 3$$



# Add bridging to 10

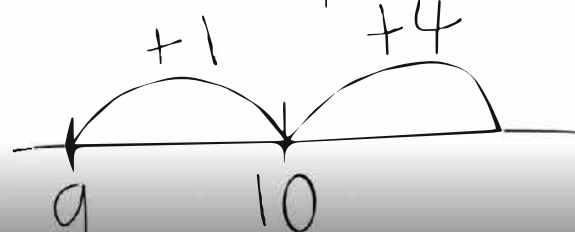
$$7 + 5 = 12$$

$$3 + 2$$



$$9 + 5 =$$

$$1 + 4$$




T	0
1	0
	4


## Saltwater Crocodiles

Today you will be writing to inform about Saltwater Crocodiles. Use the scaffold below to help you. You need to first draw and label your diagram, then write your title. After that write your first sentence.

Example -



Your turn -



This is a \_\_\_\_\_.

Handwriting Practice Sheets

Notes to remember:

- My letters sit on the line.
- My lower case letters are the same height.
- My upper case letters touch the top of the line.
- I use finger spaces between each new letter or new word.

Say the sound: *U u*.

Now copy the letters and words onto the lines below.

*U U U U U U U U*

*U U*

*u u u u u u u*

*u u*

*U u U u U u U u*

*U u*



Wednesday: PDH

My Trusted Adults

This week, we are learning about different people we can go to for help if we have a problem at school or when we are feeling scared or unsafe.

How would you feel if you were lost in a shopping centre? Who could you ask for help?  
How would you feel if you lost your lunch at school? Who could you go to for help?

It is important we realise that there are many trusted adults that we can go to for help or when we feel unsafe. An example of a trusted adult is a parent/carer or a police officer.

Using the 5 fingers below, write down 5 adults that you can trust when you are feeling sad or unsafe. You can also add some drawings.



### Thursday: Morning Routine

1. Fill in the missing months below

January

\_\_\_\_\_

February

August

March

September

\_\_\_\_\_

\_\_\_\_\_

May

November

June

\_\_\_\_\_

2. What month is your birthday? \_\_\_\_\_

3. Write the long date below

---

4. We are learning about pronouns. A **pronoun** is a word that **replaces a noun**

Circle the pronoun in the sentence.

**He went to the shops to buy some food.**

5. Draw the map of Australia. Have a go at labelling the states of Australia if you know them.



## Sentence Activity

---

We are learning to read and write words containing the phonemes **a** and **ar**.

1. Using the following **a** and **ar** words, write a sentence for each word in the table below. If you are unsure of a word's meaning, ask someone at home to help you or ask your teacher on Seesaw.

Don't forget to include a capital letter and end punctuation.

<b>bark</b>	
<b>party</b>	
<b>yard</b>	
<b>task</b>	
<b>mask</b>	
<b>past</b>	

## Thursday: Reading

### Chameleon

Chameleons live in rainforests and deserts in Africa. The colour of their skin helps them blend with their habitat. Chameleons that hang out in trees are usually green and chameleons that live in deserts are mostly brown.

Chameleons tongues come in handy for catching its prey. Their long sticky tongues shoot out and catch bugs for them to eat. The Chameleon eats different types of insects. Some of these insects are crickets, locusts, grasshoppers and stick bugs.



They often change color to warm up or cool down. Chameleons also change colour to communicate with other chameleons and to scare off predators. They have claw-like feet and a long tail that helps them grip onto branches in trees.

### Questions

1. What do chameleons use their long tongues for?

---

2. How do chameleons communicate with each other?

---

3. What do chameleons eat?

---

4. What colour are chameleons that live in trees?

---

5. What is an interesting fact that you learned about chameleons?

---


## Thursday: Maths

L1: Data

Look at the picture graph and answer the following questions.

1. How many students like whales? \_\_\_\_\_
2. How many students like starfish? \_\_\_\_\_
3. Which is the **most popular** animal? (**Longest** row) \_\_\_\_\_
4. Which is the **least popular** animal? (**Shortest** row) \_\_\_\_\_
5. What is your favourite sea animal? \_\_\_\_\_

### Year 1's Favourite Sea Animal



### Friday: Morning Routine

1. Write the long date below.

\_\_\_\_\_

2. Fill in the missing months

January

July

\_\_\_\_\_

\_\_\_\_\_

March

September

April

\_\_\_\_\_

\_\_\_\_\_

November

June

December

3. The sentence below is missing a capital letter and end punctuation.  
Rewrite the sentence below correctly

can I please have some hot chocolate

\_\_\_\_\_

4. Write 6 adjectives to describe a lizard.

\_\_\_\_\_

\_\_\_\_\_

\_\_\_\_\_

\_\_\_\_\_

\_\_\_\_\_

\_\_\_\_\_

5. We are learning about verbs. A **verb** is **what my body can do, what my heart can feel and what my brain can think.**

Write a sentence about a *lizard* using a verb on the line below.

\_\_\_\_\_

## Camera Words

---

1. Complete a fast read of the Year 1 camera words below.

<b>people</b>	<b>live</b>	<b>brother</b>	<b>sister</b>	<b>house</b>	<b>where</b>
<b>her</b>	<b>out</b>	<b>there</b>	<b>about</b>	<b>his</b>	<b>down</b>
<b>because</b>	<b>two</b>	<b>another</b>	<b>more</b>	<b>here</b>	<b>our</b>

2. Use the camera words above to work out the missing camera words. Write them in the boxes below.

<b>p</b>	<b>live</b>	<b>b</b>	<b>sister</b>	<b>h</b>	<b>where</b>
<b>h</b>	<b>out</b>	<b>th</b>	<b>about</b>	<b>his</b>	<b>down</b>
<b>b</b>	<b>two</b>	<b>another</b>	<b>m</b>	<b>h</b>	<b>our</b>

3. Choose 3 words from above. Write a sentence using one of the camera words in each sentence.


## Friday: Reading

### Shingleback Lizard

Shingleback lizards are a large lizards. They live in open grassland and woodland, with plenty of ground cover and shelter for them to seek protection from predators.



These lizards can camouflage which means they change colour to blend in with their surroundings. They have short stumpy tails that look like their head which they use to confuse predators. Shingleback lizards are not very fast as they have short legs and small claws, but they do have large mouths and strong jaw muscles. They also have bright blue tongues. Shingleback lizards eat snails, insects, carrion, vegetation, and flowers. They may also eat human food, such as sausage, chicken and fruit.

### Questions

1. Is this a fiction or non-fiction text?

---

2. Where do shingleback lizards live?

---

3. What do shingleback lizards eat?

---

4. What do shingleback lizards look like?

---

5. What is something that you learned about shingleback lizards?

---



## Shingle Back Lizards

Today you will be writing to inform about Shingleback Lizards. You need to first draw and label your diagram, then write your title. After that write your first sentence.

Remember to use adjectives when you label the parts of the body. For example: rough scales




Your turn -



This is a \_\_\_\_\_.

Handwriting Practice Sheets



Notes to remember:

- My letters sit on the line.
- My lowercase letters are the same height.
- My uppercase letters touch the top of the line.
- I use finger spaces between each new letter or new word.

Say the sound: V

Now copy the letters and words onto the lines below.

V V V V V V V V

V V

v v v v v v v

v v

V v V v V v V v

V v

Friday: Maths

Ll: Data

Read the information below and fill out the picture graph below.

- 1. Show: **5** students like watermelon
- 2. Show: **2** students like cherries
- 3. Show: **4** students like bananas
- 4. Show: **6** students like grapes
- 5. What is your favourite fruit? \_\_\_\_\_

Year 1 's Favourite Fruit

Watermelon	Cherries	Banana	Grape

## Friday: Creative Arts

### Let's dance!

This week, we are learning to compare body shapes made quickly and slowly in movement sequences.



1. Do some warm ups! Perform a movement using your body.
2. Can you explore different shapes using your body? You might want to explore straight lines and angles vs curving and organic shapes.
3. Maybe an adult can call out a description of a shape and you can try to use your body to form that shape. For example: make a low, curved shape.

Examples: *be very careful doing this! Make sure to leave space around you.*



## Friday: Creative Arts

Let's dance a different way! Cut out these Dance Movement Cards and use them to create different body movements. Can you choose 4 movements and create a dance rhythm?





## Friday: Creative Arts

### (Optional artwork)

This week we are learning pythons. orange ghost pythons have orange, yellow and black scales. Colour the snake using these colours. You may like to look up this snake on the internet!




Orange ghost python

## Friday: Creative Arts

### (Optional artwork)

We are also learning about Chameleons. This is a *veiled chameleon*. They have **green** skin that becomes **striped** with **white orange yellow or blue**. Colour the chameleon using these colours. You may like to look up this type of chameleon on the Internet!



Veiled Chameleon



# Year 1 English Specialist Home Learning - Week 5

Colour the ★ in each box as you complete it.



**Read** your library book or a book you have at home for 15 minutes every day. **Colour** in a face for each day you have completed your reading.

Monday	Tuesday	Wednesday	Thursday	Friday



**Choose** one book you read and **find** all the camera words. **Write** them on a piece of paper.

## Sentence Reading

Find 2 spelling mistakes. Add 2 capital letters and 1 full stop.



### Saltwater Crocodiles


this iz a saltwater crocodile. saltwater crocodiles arre a type of reptile



**Extension: Write** the sentences on a piece of paper. Can you **circle** the camera words?

## Phonics

**Say** the sound of the phoneme in the flower. **Fill** in the leaves with words using the phoneme.



**Extension: Choose** 2 words and **make** a sentence for each. **Write** the sentences on a piece of paper.



## Camera Words

**Read, cover, write and check** these camera words.

says	
like	
what	
do	
give	
going	



**Extension: Write** sentences for the camera words listed on a piece of paper



**Find and circle** the words in the wordsearch.

chin ship thick the lunch thin she

t	h	i	c	k	a	d	t
h	b	c	s	h	i	p	h
e	w	s	h	e	y	z	i
x	l	u	n	c	h	i	n






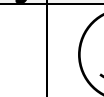
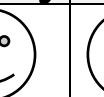
**Extension: Choose** 2 words and **make** a sentence for each. **Write** the sentences on a piece of paper.

# Year 1 Mathematics Specialist Home Learning - Week 5

Colour the ★ in each box as you complete it.

## ★ Counting

**Count** forwards to 50 and backwards from 30 every day. **Colour** in a face for each day you have completed your counting.

Monday	Tuesday	Wednesday	Thursday	Friday
				



**Extension:** Can you **count** how many door handles you have at home?

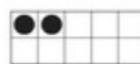


## Friends of 10

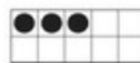
Find the missing friend of 10 by **drawing** counters in the tens frame. **Write** the correct friend of 10 on the line.



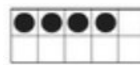
$1 + \underline{\quad} = 10$



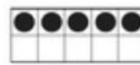
$2 + \underline{\quad} = 10$



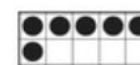
$3 + \underline{\quad} = 10$




$4 + \underline{\quad} = 10$



$5 + \underline{\quad} = 10$




$6 + \underline{\quad} = 10$



$7 + \underline{\quad} = 10$



$8 + \underline{\quad} = 10$



$9 + \underline{\quad} = 10$



$10 + \underline{\quad} = 10$



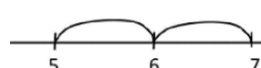
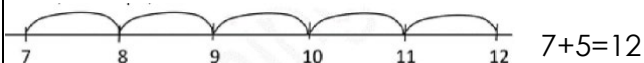
## Number Patterns

What number comes next? **Complete** the number pattern.

1.	2	3	4	5	6	7	
2.	10	11	12	13	14	15	
3.	5	10	15	20	25	30	
4.	24	25	26	27	28	29	
5.	26	25	24	23	22	21	
6.	14	13	12	11	10	9	

## ADDITION & SUBTRACTION

**Practise** your adding and subtracting on a number line at your level. **Complete 3 addition** and **3 subtraction** problems using the number line strategy.

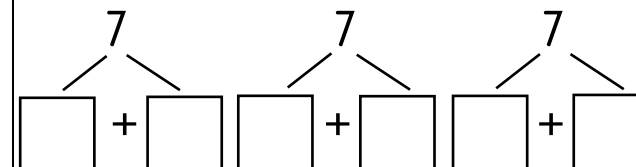


$7 - 2 = 5$



## Partition

Partition the following



**Extension: Partition** two more numbers of your choice on a piece of paper