

Name: _____

Please ask your parents to keep all your Chinese worksheets in a safe place so you can bring them back to school to show me your lovely work.

Did you have fun colouring in last week? What is the picture about?

Yes, it is a monkey 🙈 and it is the famous character Monkey King in the classic Chinese novel Journey to The West 西游记.

Now have fun with this week's activities. Try to finish this by Thursday.

L.I.: Me – body parts

S.C.: - I can recognise the vocabulary for the body parts.

- I can trace and copy the vocabulary for the body parts.

Hope you still remember the body parts we have learned. Ask someone at home to help



you scan this to go to YouTube and watch the video. If the QR code does not work, type 'my head Chinese' in the 🔍 bar at the top. You will see this

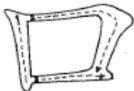




[Mandarin Chinese Kids Gobble Up 小朋友说中文 My Head 我的头 - YouTube](#) as the first video. Click on it and enjoy. Hopefully that video helped you remember the face parts you have learned.

Now let's practise writing them again. Trace and copy.


1. What is missing on their faces? Yes, mouth ☐ Draw it. We use this easier form ☐ instead

of ^{zuǐbā}嘴巴 in the video.








trace	 kǒu				
copy					


2. Join the dots to see what she is wearing on her head 头.

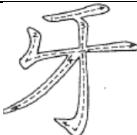
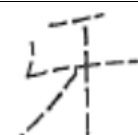
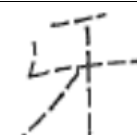
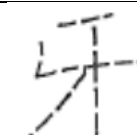



Yes, it is a hat.

trace	 tǒu				
copy					

3. Who has good teeth 牙? Colour the face with good teeth.



trace	 yá				
copy					

Now watch the video again and say the parts in Chinese. Be a teacher and try to teach someone at home to say them too.



Three stars for you

! Colour them in your favourite colour.