



Kindergarten Learning from Home – Term 3, Week 6

	Monday	Tuesday	Wednesday	Thursday	Friday
Morning	<p>Morning Routine Watch the clip and say the days of the week. https://www.youtube.com/watch?v=V1Im3U9cFEw</p> <p>Complete the Morning Routine worksheet.</p> <p>Grammar Watch the Grammar video on SeeSaw. Complete the worksheet.</p> <p>Phonological Awareness Complete the worksheet. Say the word and add the letter for the final sound.</p> <p>Phonics Warm up: Write as many phonemes as you can in one minute. Complete the worksheet. Watch the Phonics video on Seesaw to learn the new phonemes.</p> <p>Writing Complete the recount worksheet.</p>	<p>Morning Routine Watch the clip and say the months of the year. https://www.youtube.com/watch?v=wkRkzn74Q9U</p> <p>Complete the Morning Routine worksheet.</p> <p>Grammar Nouns - Complete the worksheet</p> <p>Phonological Awareness Cut out the pop corn kernels. Say, clap and count the syllables in each word to match them to the correct popcorn box.</p> <p>Phonics Warm up: Say the new phonemes out loud. Complete the worksheet.</p> <p>Handwriting Complete the Handwriting worksheet</p> <p>Writing Watch the Writing video on SeeSaw. Complete the writing worksheet for persuasive writing.</p>	<p>Morning Routine Watch the clip. https://www.youtube.com/watch?v=CGMZa5LvA</p> <p>Complete the Morning Routine worksheet.</p> <p>Grammar Action verbs- Complete the worksheet.</p> <p>Phonological Awareness Complete the worksheet. Say the word and add the letter for the middle sound.</p> <p>Phonics Warm up: Tell someone in your family five words that the new phonemes. Complete the worksheet.</p> <p>Writing Complete the writing worksheet for persuasive writing.</p>	<p>Morning Routine Watch the clip and say the 4 seasons. https://www.youtube.com/watch?v=MrRmv2Ot4F0</p> <p>Complete the Morning Routine worksheet.</p> <p>Grammar Adjectives- Complete the worksheet.</p> <p>Phonological Awareness Complete the worksheet by matching the rhyming words.</p> <p>Phonics Warm up: Write the new phonemes on a piece of paper. Complete the worksheet.</p> <p>Handwriting Complete the Handwriting worksheet</p> <p>Writing Complete the writing worksheet for persuasive writing.</p>	<p>Morning Routine Watch the clip. https://www.youtube.com/watch?v=rD6FRDd9Hew.</p> <p>Complete the Morning Routine worksheet.</p> <p>Grammar Nouns and action verbs- Complete the worksheet.</p> <p>Phonological Awareness Complete the worksheet. Say the word for each picture and colour it in if it begins with the L sound.</p> <p>Phonics Warm up: Write as many camera words as you can in one minute. Complete the worksheet.</p> <p>Writing Complete the writing worksheet for persuasive writing.</p>

Break	Remember to have a healthy snack and go and run around or play a game.				
Middle	<p>Maths</p> <p>Complete the Patterns worksheet for Maths.</p>	<p>Maths</p> <p>Complete the Patterns worksheet for Maths.</p>	<p>Maths</p> <p>We are continuing our learning about taking away from a group to subtract. Watch the video on seesaw to help you complete today's Maths worksheet.</p>	<p>Maths</p> <p>Complete the Maths worksheet to practise taking away from a group.</p>	<p>Maths</p> <p>Today we are going to do some problem solving to take away. Complete the Maths worksheet, if needed you can rewatch Wednesday's Maths video to help you.</p>
Break	Remember to have a healthy lunch and go and run around or play a game.				
Afternoon	<p>HSIE</p> <p>Personal and family histories Today we are looking at our names. Log onto Inquisitive to access the lesson. http://inq.co/class/ha8 Type in code 5851 Complete worksheet 5</p>	<p>Creative Arts</p> <p>Making emojis! Watch the clip and have a go drawing your own Winky emoji. https://www.youtube.com/watch?v=LRBu6WsYwkU If you are feeling creative, you can draw lots of emoji's and make an emoji flip book. https://www.youtube.com/watch?v=iYg-WR5F9ls</p> <p>Have fun and post your emojis on seesaw for your teacher and classmates to see.</p>	<p>Science</p> <p>We are learning about moving objects. We will be looking at a unit called I like to move it! Log onto Inquisitive to access the lesson. http://inq.co/class/ha8 Type in the code 5851 Complete worksheet 6</p>	<p>PD/HPE</p> <p>Go for a run around the backyard or around the local park with your parents.</p>	<p>Fine Motor Friday</p>  <p>Use kitchen tongs to pick up items, such as Lego and pasta.</p>  <p>Use clothes pegs to peg onto leaves outside, or dolls clothes, or along a washing line.</p>



Morning Routine— Refer to this calendar throughout the week

August 2021

Sunday	Monday	Tuesday	Wednesday	Thursday	Friday	Saturday
1	2	3	4	5	6	7
8	9	10	11	12	13	14
15	16	17	18	19	20	21
22	23	24	25	26	27	28
29	30	31				

Monday – Morning Routine

Write your given and surname in the clouds:





Say the days of the week. Find today's day and colour it in.

Sunday	Monday	Tuesday	Wednesday	Thursday	Friday	Saturday
--------	--------	---------	-----------	----------	--------	----------

Complete the sentence:

Today is _____.

Draw an activity that you would do on a sunny and rainy day:



An adjective describes a noun.



What adjectives can you use to describe the cake?

Cut and paste the correct adjectives into the box.



red

yummy

brown

tall

hot

sandy

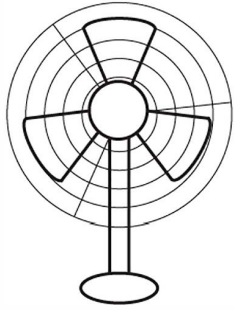
big

smelly


sweet

Ending Sound

Fill in the missing letters.



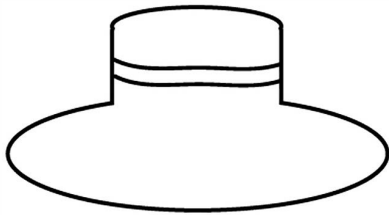
f a



m a



s a




h a

10


t e



h o



r u



n e



w i

Monday—Phonics

Digraphs are two letters that make one sound. This week we will be learning to read and write the following digraphs /sh/, /ch/, /th/ and /wh/. These digraphs can be at the beginning and at the end of a word. Examples of words that have these digraphs are:

sh— ship, shrug, fish

ch— chug, champ, chop

th— thing, that, moth

wh— whisk, when, whip

You can watch the correct way to say these digraphs in the phonics video.



Instructions— Cut out the pictures below and glue them in the box with the digraph that it begins with.

sh

ch

th

wh



Monday – Writing

Recount

L.I: We are learning to write a recount.


Write a recount about what you did on the weekend using the scaffold below. Use the pictures to help you.



On the weekend, I _____


Monday Maths

Today we are going to be looking at patterns. Remember that a pattern has a **part that repeats**. Can you look at this pattern and draw a circle around the part that repeats? Can you say the pattern out loud? Brown leaf, green leaf, brown leaf, green leaf.




Use your knowledge of patterns to spot the mistake in the following patterns. Put a cross through the mistake and draw what should be there instead:

Pattern A



Pattern B




Can you find some objects in your house to make a pattern with? Get creative! You could do this with pencils, socks, blocks, play doh or something else. If you like, you can take a photo of your pattern and post it to seesaw to show your teacher!

5 Draw or write why your name is special.

My name _____



Tuesday – Morning Routine



Write your first and last name:

Circle the day that comes after:

Monday

Wednesday

Sunday

Friday

Saturday

Thursday

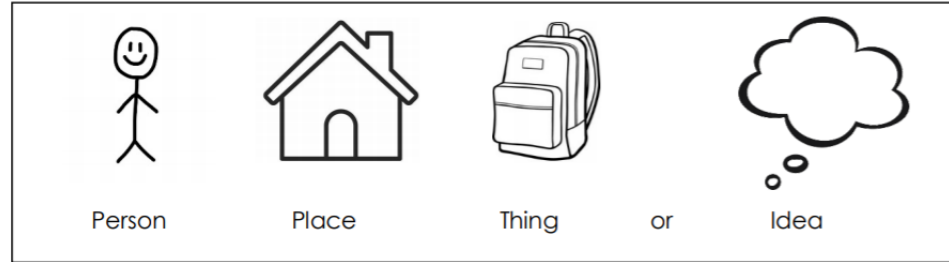
Cut and paste the days of week and place them in order:

1	2	3	4	5	6	7
---	---	---	---	---	---	---

Tuesday	Saturday	Thursday	Sunday	Monday	Friday	Wednesday
---------	----------	----------	--------	--------	--------	-----------






Tuesday – Grammar


A noun is a:




Instructions: Cut and sort the nouns into the correct group




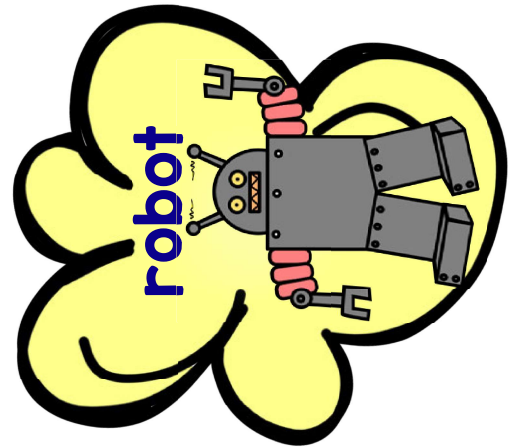
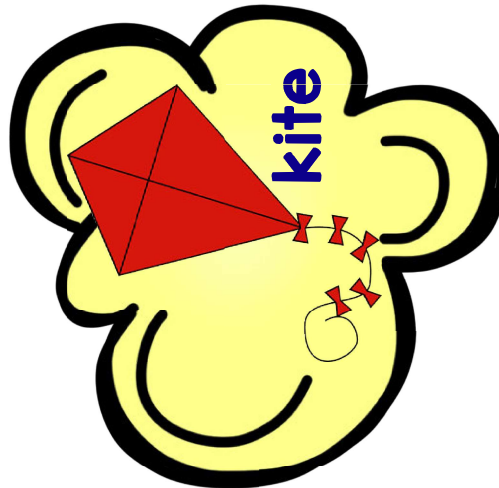





<i>Person</i>	<i>Place</i>	<i>Thing</i>





How many syllables?



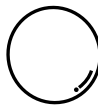


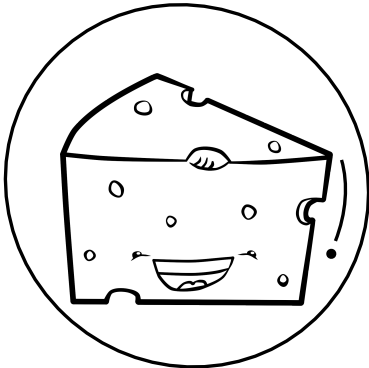
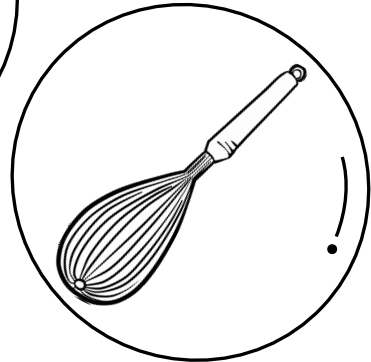

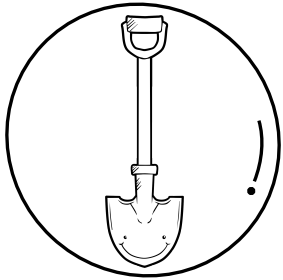

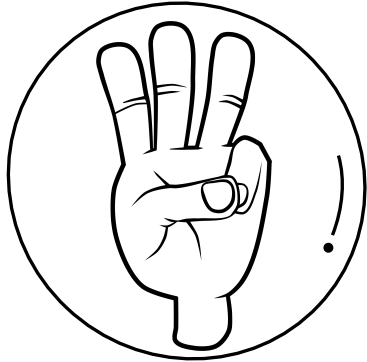




Tuesday- Cut these out, count the syllables and sort into the popcorn cups.

Digraph Colouring Sort

Instructions – Look at the pictures and use the key below to sort each word by colouring them according to the digraphs they begin with.



<u>Key</u>	Blue = sh
	Yellow = th
	Green = wh
	Red = ch

Persuasive Writing

L.I: We are learning to write to persuade.

Writing to persuade is trying to convince the reader to agree with you.


Today you will be writing why vegetables are the best.

*You will need to write a title and the first sentence using the scaffold we have been learning on the lines below.
Remember to use the adjectives we looked at last week.*



Before you start, say the Handwriting chant:

1,2,3,4 Are my feet flat on the floor?
5,6,7,8 Is my back up nice and straight?
9,10,11,12 This is how my pencil's held.



you

you

play

































play

my

my

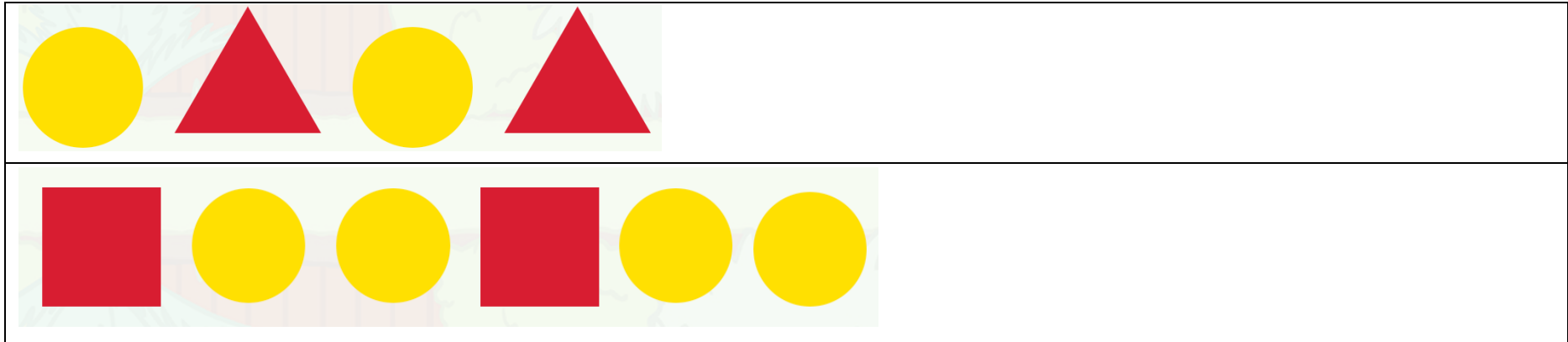
Tuesday Maths

It's time to spot some more mistakes in the patterns. Draw a cross through the incorrect part in the pattern and talk to a parent or sibling about what should be there instead.

Tuesday Maths

Can you continue these patterns:




In the space below, draw a pattern that has squares and triangles. If you like, you can try and trick your teacher by making a mistake in your pattern and posting a photo of it to seesaw!

Morning Routine - Wednesday

Colour:

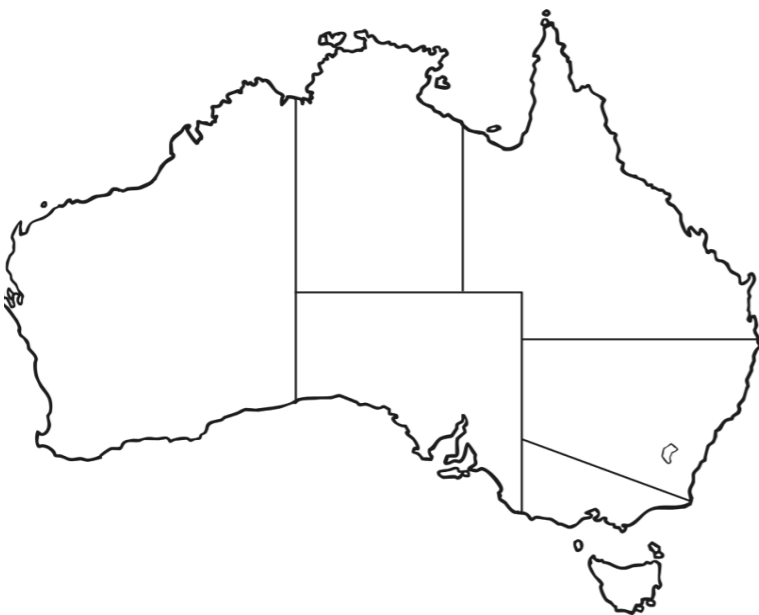
Yesterday	Today	Tomorrow
blue	red	purple



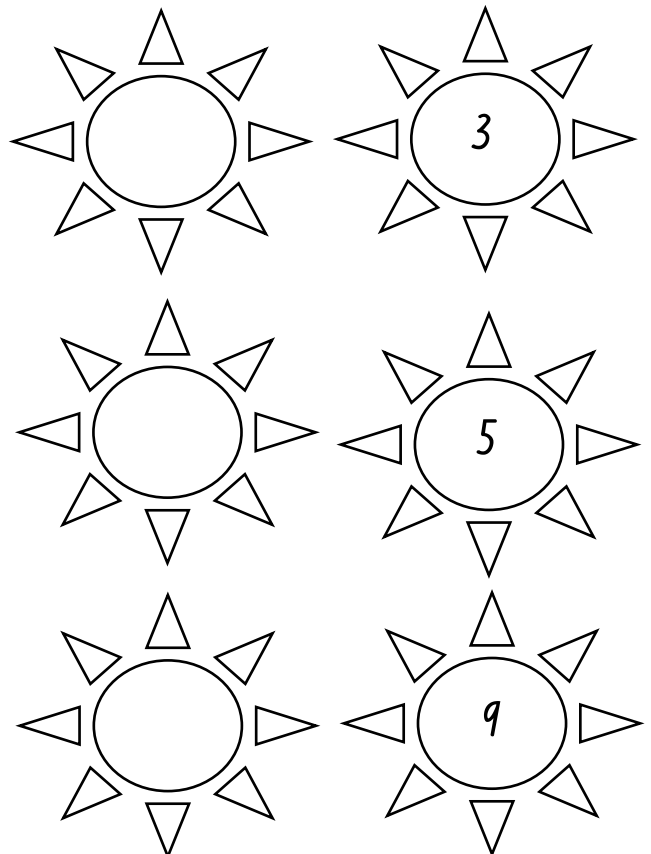
Write your given name and family name twice:

Blank wavy banner for writing names.

Colour the state that we live in






Write the number that comes before:



Wednesday – Grammar

Today we are going to focus on action verbs.

An action verb is what my:

 body can do,	 what my heart can feel	 and what my brain can think.
---	--	---


Read the sentence. Underline the action verb and draw the action verb in the box.

She ran to the vet.


The boy slept on the hill.

I love toys.

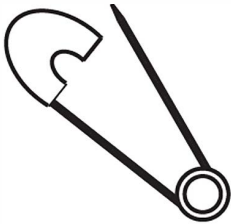
Complete each word by adding the middle sound.



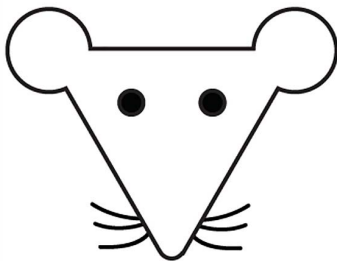
n		t
---	--	---



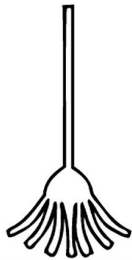
b		g
---	--	---



p		n
---	--	---



r		t
---	--	---



m		p
---	--	---



a	e	i	o	u
---	---	---	---	---

Wednesday—Phonics

Instructions—Read the words and circle the digraph in the word. Once you have read all the words and you have circled the digraph, draw a line to matching picture. Remember the digraphs are /ch/, /sh/, /th/ and /wh/.

shop



dish




thorn



moth



whip



whisk



chop



chin



Persuasive Writing

L.I: We are learning to write to persuade.

Writing to persuade is trying to convince the reader to agree with you.

Today you will be writing why desserts are the best.


*You will need to write a title and the first sentence using the scaffold we have been learning on the lines below.
Remember to use the adjectives we looked at last week.*



Wednesday Maths

You will need your number flashcards 1-10 from last week. If you don't have them, you can write the numbers 1-10 on a piece of paper and cut them up. Choose 2 of the number flashcards to tell you the number of counters to make a group of, and the number to take away. You will need to decide which number to make a group of that will give you **enough** to take away a group of the other number. For further demonstration, you can watch the Maths video for this week on seesaw. Otherwise please see the example below to help you fill in the remaining 3 boxes.

This is an example:



7 take away 3 is 4

6 Draw something that you moved and something that is still.

Moved	Still

7 Circle the things that you can push or pull.



Thursday – Morning Routine





Fill in the blanks:

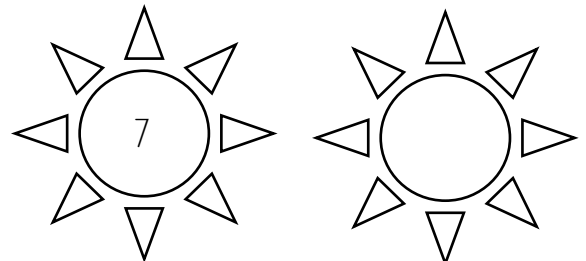
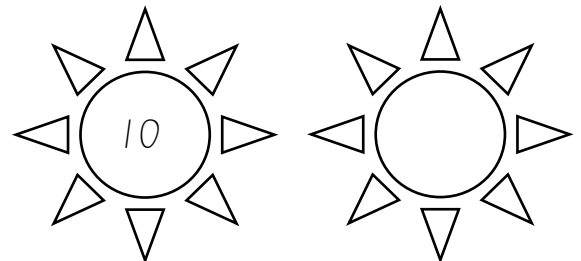

Yesterday and Tomorrow

Yesterday	Today	Tomorrow
	Thursday	

Write today's short date: _____



Write the number that comes after:






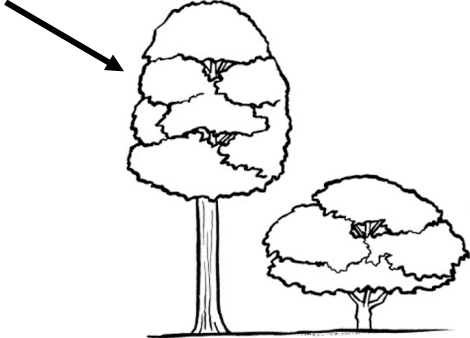


What would you wear on a hot, sunny day? Put a circle around it!





An adjective describes a noun.

Colour the correct adjective that matches each picture

			
<i>big</i>	<i>little</i>	<i>hot</i>	<i>cold</i>
			
<i>sad</i>	<i>happy</i>	<i>small</i>	<i>tall</i>
			
<i>smelly</i>	<i>fresh</i>	<i>happy</i>	<i>sad</i>

Thursday- Phonological awareness

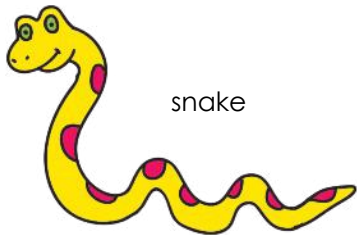
Draw a line between the pictures that rhyme with each other.



dad



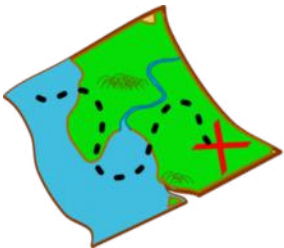
dig



snake




cap



map



sock



pig



cake





clock

mad



Instructions: Write the words on the lines next to each picture. All the pictures have one of the digraphs that we have learnt—/ch/, /wh/, /sh/, and /th/. Some of the digraphs are at end of the word.

















Before you start, say the Handwriting chant:

1,2,3,4 Are my feet flat on the floor?
5,6,7,8 Is my back up nice and straight?
9,10,11,12 This is how my pencil's held.



Persuasive Writing

L.I: We are learning to write to persuade.

Writing to persuade is trying to convince the reader to agree with you.

Today you will be writing why toys are the best.

*You will need to write a title and the first sentence using the scaffold we have been learning on the lines below.
Remember to use the adjectives we looked at last week.*



Thursday Maths

Time to practise taking away from a group. You will need to gather some small items such as pegs or blocks to help with your working out. Complete the number sentences by making a group with the first number, and taking away the second number of items. Draw the picture to show your working out and write how many is left.


10 take away 2 is _____

5 take away 1 is _____

9 take away 3 is _____


8 take away 5 is _____

Friday – Morning Routine



The date on Thursday was
19.8.21

Write the short date for today.




Yesterday's long date was: *Thursday 19th August 2021*

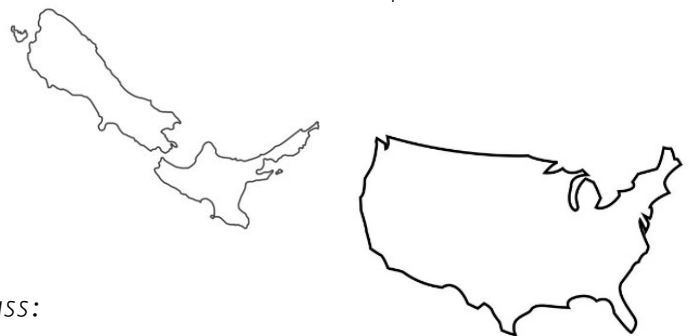
Have a go at writing today's long date:

It's a cold day!

Draw some appropriate clothes for the building brick person.



Colour the map of Australia:



Discuss:



Which state do we live in?



What suburb do you live in?







What is your home address?



Friday – Grammar

Today we are going to focus on nouns and action verbs.

A noun is a:

			
Person	Place	Thing	or Idea

An action verb is what my:



body can do.












what my heart can feel








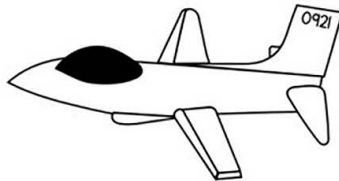
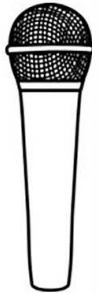

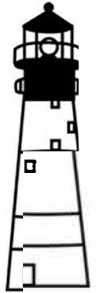


and what my brain can think.

Instructions: Colour the nouns blue and the action verbs red.

 <p>eating</p>	 <p>talking</p>	 <p>reading</p>
 <p>playing</p>	 <p>skipping</p>	 <p>jumping</p>
 <p>fish</p>	 <p>beach</p>	 <p>muffin</p>

I Spy Beginning Sound L I

Directions: Colour and say the pictures that start with the 'L I' sound.



Friday—Phonics

Instructions— Read the sentences. Write the camera words from each sentence in the next box then draw a picture to match the sentence.

Sentence	Camera Words	Picture
I wish I can play with the ball.		
This dish was for my lunch.		
He went to the shop to get chops.		
The stem has a lot of thorns.		
Today I drank all of the milk in my cup.		

Persuasive Writing

L.I: We are learning to write to persuade.

Writing to persuade is trying to convince the reader to agree with you.

Today you will choose what you would like to write about. You can choose fruit, vegetables, desserts or toys.

*You will need to write a title and the first sentence using the scaffold we have been learning on the lines below.
Remember to use the adjectives we looked at last week.*



Friday Maths

Today we are going to do some problem solving using our knowledge of how to take away from a group. Read the word problems, and cross out the correct number of shells. Write a number sentence to describe what you did. You can re-watch the video on seesaw for help or look at the example below.

This is an example:

Ahmed found this group of shells at the beach.



He gave a group of 2 shells to Jacob. How many are left?

3 take away 2 is 1

Aisha found this group of shells at the beach.



She gave a group of 3 shells to Madinah. How many are left?

Muhammad found this group of shells at the beach.



He gave a group of 2 shells to Ezel. How many are left?

Douha found this group of shells at the beach.




She gave a group of 4 shells to Saad. How many are left?


Kindergarten English Specialist Home Learning Week 6


Colour the  in each box as you complete it.

Phonemes

Read your phonemes every day.

s a  t m c p g o

b r f h i  l d u

y k e  v w z j n

FINISH LINE

Monday 

Tuesday 


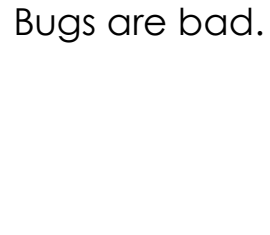


Wednesday 

Thursday 

Friday 

Sentence Reading- Read each sentence.

Clap the words in each sentence. Draw a picture to match. 

He got a dog.	Bugs are bad.	A rug for him.	Today was hot.
			

Extension: Write each sentence on a paper. Can you **circle** the camera words?

Beginning Sounds










Say each food. Match the picture to the beginning sound.

	•	l
	•	b
	•	d

Answer Key:
d (donut), b (burger), l (lollipops)

Rhyme Time







Say the words in each row. Circle the two pictures that rhyme.

Answer Key:
bug/rug kit/sit tag/bag

Syllables

Say each word. Clap out the word to find out the number of syllables. Colour your answer.

 (1) (2) (3)	 (1) (2) (3)	 (1) (2) (3)
 (1) (2) (3)	 (1) (2) (3)	 (1) (2) (3)

Answer Key: pig (1), donut (2), banana (3), cake (1), kangaroo (3), wombat (2)



Extension: Clap and count the syllables in the days of the week.

Answer Key: Monday (2), Tuesday (2), Wednesday (2), Thursday (2), Friday (2), Saturday (3), Sunday (2)

Mathematics Specialist Home Learning Week 6

Colour the 😊 in each box as you complete it.

COUNTING

Count **forwards** to 30
Count **backwards** from 20 to 0

Can you count a collection of objects?
How many pairs of shoes do you own?
Count all the pairs you can find. **Draw** a picture of your shoes and **write** the number that shows how many you have counted.



CHALLENGE



Count all the taps in your home. 

How many buttons?
Draw your tv remote control.
Count how many buttons there are. 

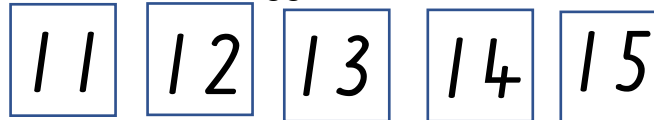


THINK ALOUD

Does the last number we say tell us **how many** there are? **Write** down the number that represents the total amount counted.

ORDERING NUMBERS

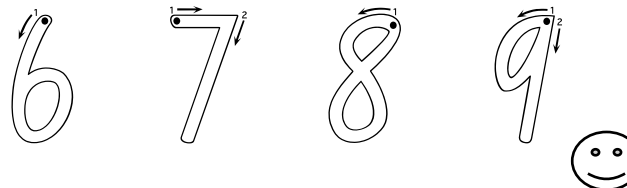
Create your own number cards. **Cut** out a strip of paper or cardboard into 15 pieces.
Write the numbers 1 to 15 onto each piece of paper with a pencil. **Order** the numbers from smallest to biggest. Count to check!



Challenge: Jumble the numbers up. 😊
Arrange them in order again. Ask an adult to hide a number card and try to guess the missing number.

Formation

Watch this [video](#). Press pause after each number and have a go at writing your numbers with correct formation. Remember to start at the top dot and follow the arrows.



Say the number aloud. **COLOUR** the correct number of spots on the giraffe.

