

Year 1 Learning from Home – Term 3 Week 6

	Monday	Tuesday	Wednesday	Thursday	Friday
Morning	<p>Morning Routine Watch the video on SeeSaw on morning routine. Complete the worksheet.</p> <p>Phonics Watch the video on SeeSaw about Phonics. Complete the Picture and Word match activity. Cut out the picture and word cards with the phoneme /oi/. Mix them up and then match them.</p> <p>Reading Read the short text 'A Visit to the Water Park' and complete the comprehension questions.</p> <p>Writing Write a recount about a day of the weekend. Use the scaffold on your worksheet to help you.</p>	<p>Morning Routine Complete the 'Morning Routine' worksheet</p> <p>Phonics Complete the '/oi/ Spelling Flowers' worksheet.</p> <p>Reading Read the short text 'Chimpanzees' and complete the comprehension questions.</p> <p>Writing Today we are writing about chimpanzees. Watch the video on SeeSaw introducing the writing purpose. Listen to the non-fiction book linked below then complete the worksheet for informative writing. https://www.getepic.com/app/read/25621</p>	<p>Morning Routine Complete the 'Morning Routine' worksheet</p> <p>Phonics Complete the Picture and Word match activity. Cut out the picture and word cards with the phoneme /oy/. Mix them up and then match them.</p> <p>Reading Read the short text 'Camels' and complete the comprehension questions.</p> <p>Writing Today we are writing about camels. Complete the worksheet for informative writing. Watch the video linked below to help you. https://www.youtube.com/watch?v=r3lk5SfScd0 https://www.youtube.com/watch?v=J20eXhZTHEo</p>	<p>Morning Routine Complete the 'Morning Routine' worksheet</p> <p>Phonics Complete the '/oy/ Spelling Flowers' worksheet.</p> <p>Reading Read the short text 'Cheetahs' and complete the comprehension questions.</p> <p>Writing Today we are writing about cheetahs. Complete the worksheet for informative writing. Watch the video linked below to help you. https://www.youtube.com/watch?v=J20eXhZTHEo</p>	<p>Morning Routine Complete the 'Morning Routine' worksheet</p> <p>Phonics Cut out camera word flash cards. Try and read them as quickly as you can. Try timing yourself and see how fast you can read.</p> <p>Reading Read the short text 'Polar bears' and complete the comprehension questions.</p> <p>Writing Today we are writing about polar bears. Complete the worksheet for informative writing. Watch the video linked below to help you. https://www.youtube.com/watch?v=xEE7K67Xo</p>

Year 1 Learning from Home – Term 3 Week 6

	Handwriting Complete the worksheet for the letters O and o.		Handwriting Complete the worksheet for the letters H and h.		Handwriting Complete the worksheet for the letters J and j.
Break	Remember to have a healthy snack and go and run around or play a game.				
Middle	Maths Count forwards to 120 from a given number and backwards from 50. Count by 5's and 10's forwards to 120. Complete the 'length' worksheet	Maths Count forwards to 50 and backwards from 50 by 1s. Count by 5's and 10's to 120. Complete the 'length' worksheet	Maths Count forwards and backwards from 50. Count backwards by 5's from 120. Watch the video on SeeSaw on place value. Complete the 'place value' worksheet	Maths Count forwards to 50 and backwards from 50. Count by 2's to 120. Complete the 'place value' worksheet	Maths Count forwards to 50 and backwards from 50. Count by 5's and 10's to 120. Complete the 'problem solving' worksheet
Break	Remember to have a healthy lunch and go and run around or play a game.				
Afternoon	HSIE Open the 'Lesson 3: Seasonal Calendars' in inquisitive using this link: http://inq.co/class/hsh You will be asked for a 4 digit access code: 5617 Complete the 'Monday: HSIE' worksheets.	Science Can you guess what happens to fruit when they are heated or cooled? Open the 'Lesson 3: Material and Changes' in inquisitive using this link: http://inq.co/class/hsh You will be asked for a 4 digit access code: 5617 Complete the 'Science' worksheet.	Creative Arts Follow the steps in the worksheet to create your very own Animal Train. You can add your favourite animals or ones that you have been learning about. You could even take a photo of your finished product and post it on Seesaw! Complete the 'Wednesday Creative Arts' worksheet	PDHPE Go for a walk with your family for at least 10 minutes this afternoon.	Family Fun Family Talent Show! Do you have a special talent? Join your family to showcase your favourite talents. Give yourself a few minutes to practice and ask some family members to join in on the fun. Some special talents may include: <ul style="list-style-type: none"> - Singing - Dancing - Drawing - Instrument What's your special talent?

Monday – Morning Routine

1. Circle all the **weekdays**. One has been done for you.

Sunday

Monday

Tuesday

Wednesday

Thursday

Friday


Saturday

2. Write today's long date.

-
3. What month is it? _____

4. What season are we in? _____

5. Draw a picture of what you could wear for this season.



6. Write 2 adjectives to describe the weather today.

7. The sentence below is missing a capital letter and the end punctuation.

my favourite fruit is watermelon because it is very juicy

Monday – Morning Routine

Colour all the **VERBS** in **YELLOW**, **ADJECTIVES** in **RED**, **PRONOUNS** in **BLACK**, **NOUNS** in **BLUE**. After you colour all the words, it will make a picture. Once you finish, take a photo and show your teacher the picture.

Nouns – a noun is a person, place, thing or idea.

Verbs – what my body can do, what my heart can feel and what my brain can think.

Adjective – an adjective describes a noun or pronoun.

Pronoun – a pronoun is a word that replaces a noun.

HAPPY COLOR BY CODE #5



verbs



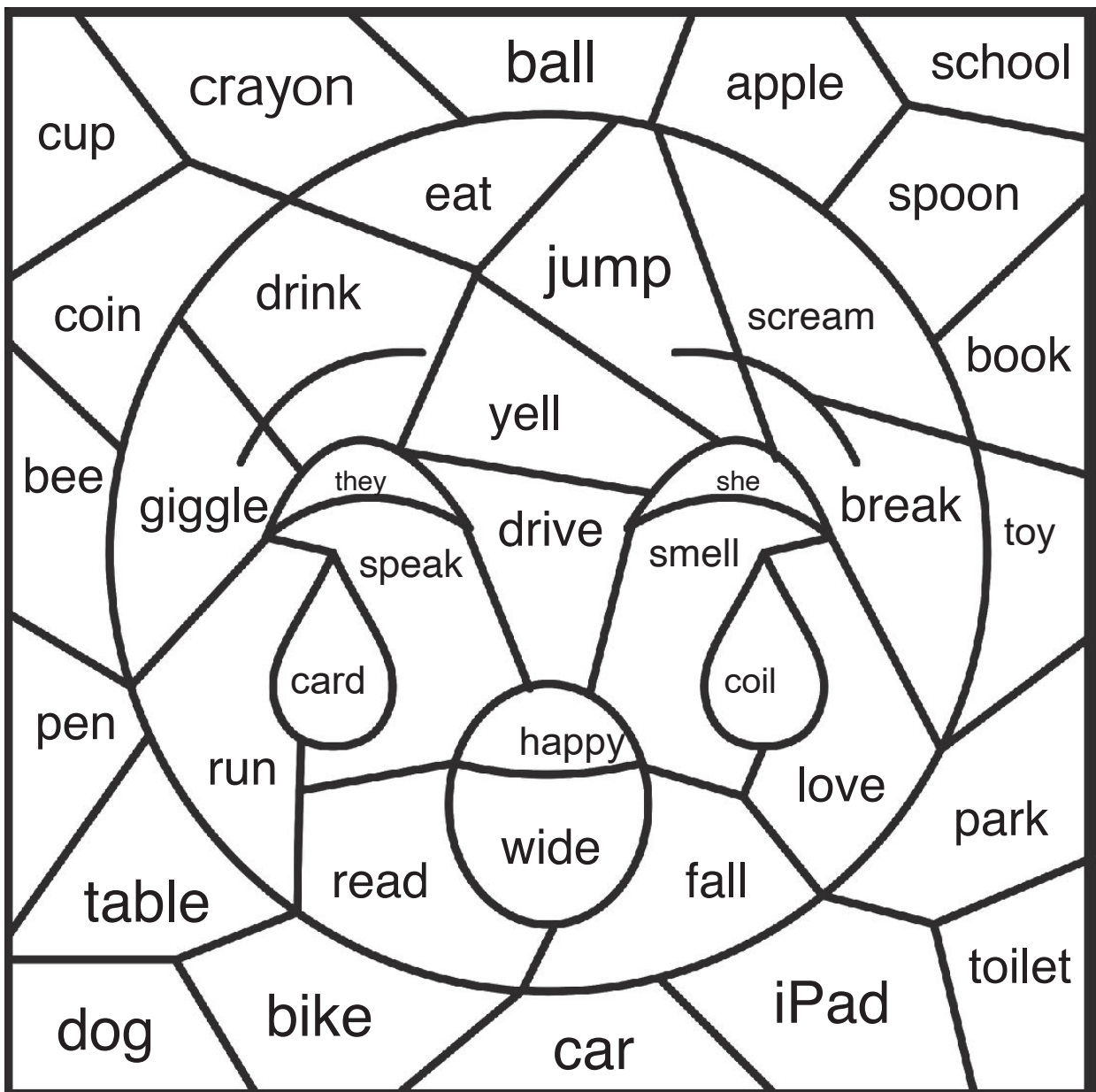
adjectives



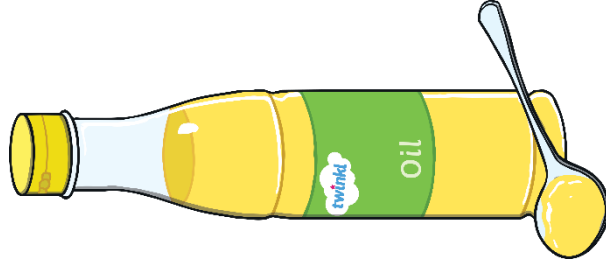
pronouns



nouns




foil



oil



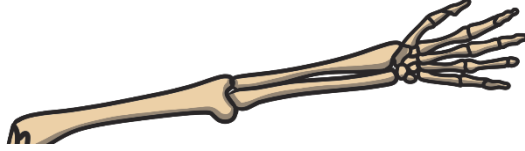
coin




joint




coil




spoil



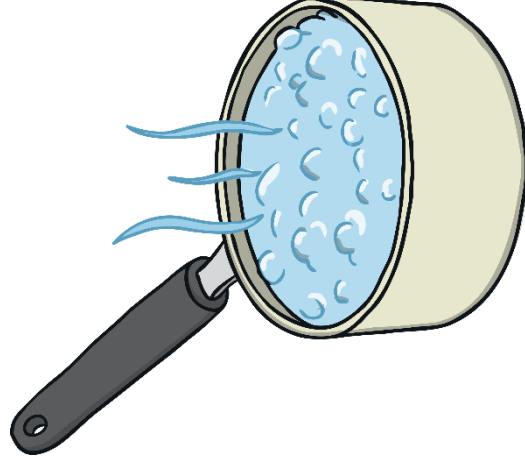
boil




soil



toilet




point



oink



join



Monday: Reading

A Visit to the Water Park

There is a new water park in town. We go there on the first day of summer.

It has pools and water slides. There are sprinklers too. The slides are scary at first. After the first ride, we love the water slides and they are not scary anymore. The

sprinkles are cool on hot days. One of the pools makes its own waves. All the kids try to surf the waves. It is really fun. The water park can be very crowded with lots of people. There are many kids and adults, but they do not allow pets. We really like eating the ice cream at the snack bar. They also sell chips and donuts. We all love the new water park.



Questions

1. What is new in town?

2. What is scary at first?

3. What do they like to eat at the snack bar?

4. What is cool on a hot day?

5. Why do you think they don't allow pets at the water park?

Recount Writing

Today you will be writing a recount about what you did on the weekend. Remember that the first sentence of your recount needs to tell us about what you did and must include when, where and who. Then we use our time connective to write about your day. At the end we must remember to write a sentence telling the reader how we felt about our day.

Use the scaffold below to write a recount. Don't forget to draw a picture.

FAMILY LOCKDOWN ACTIVITIES

- Have a daily family check in
- Watch documentaries about your favorite topics
- Create a family playlist and start each day listening to your favorite songs
- Have a "talent show" at home
- Celebrate fun holidays together
- Play charades
- Draw a family portrait
- Try a new recipe together
- Have a family themed night
- Plan a party inspired by your children's favorite activity
- Have a family "how to" night
- Start a gratitude journal for the whole family
- Start a creative challenge for the whole family
- Go on a "virtual trip" to a zoo or aquarium around the world
- Start a family book club
- Family movie marathon
- Start a family project and work on it every day
- Take a picture every day and create a family lockdown album
- Play musical statues
- Write letters for loved ones
- Disney-themed dance party
- Watch old family videos
- Card game marathon
- Have an indoor scavenger hunt
- Plan a technology-free day

On the weekend I _____ with _____.

First, _____.

Next, _____.

After that, _____.

Finally, _____.

It was _____!

Handwriting Practice Sheets



Notes to remember:

- My letters sit on the line.
- My lowercase letters are the same height.
- My uppercase letters touch the top of the line.
- I use finger spaces between each new letter or new word.

Say the sound: o.

Now copy the letters and words onto the lines below.

O O O O O O O O

O O

o o o o o o o

o o

O o O o O o O o

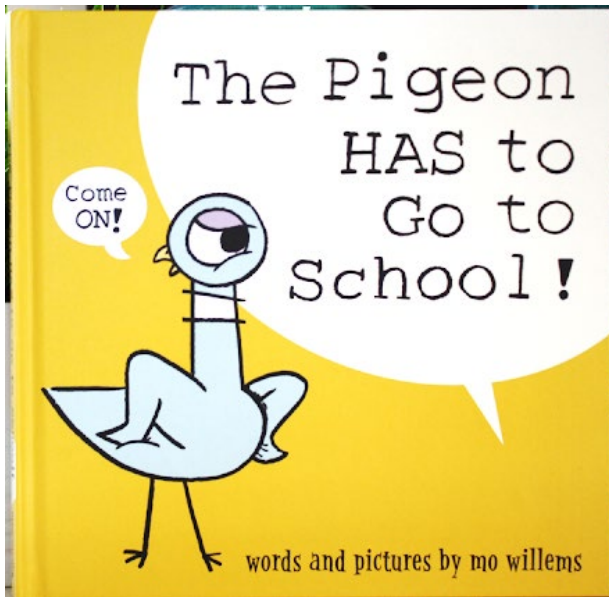
O o

Monday: Maths

L1: Length

- Find the length of each object. Remember to write the unit of measurement.
 - Length of football: _____
 - Length of book: _____
 - Length of mini whiteboard: _____
- Answer the following questions:
 - Which object is the shortest? How do you know? _____
 - Which object is the longest? How do you know? _____
 - Can you find an object that might be longer? _____





Lesson 4

Weather and Activities

Monday: HSIE

Unit 1 Weather and Seasons

How can we plan for the weather?

1 With your class,
answer the questions
in the speech bubbles.



In the story, the three bears lived in a house in the forest. Imagine, one day they decided to go on a camping trip in your school playground.

- 2 Follow the steps to help the three bears plan their camping trip.





3 Step 1: Find a campsite.

One for each of the bears. Take a photo or draw the space.



A big space for
Papa Bear.




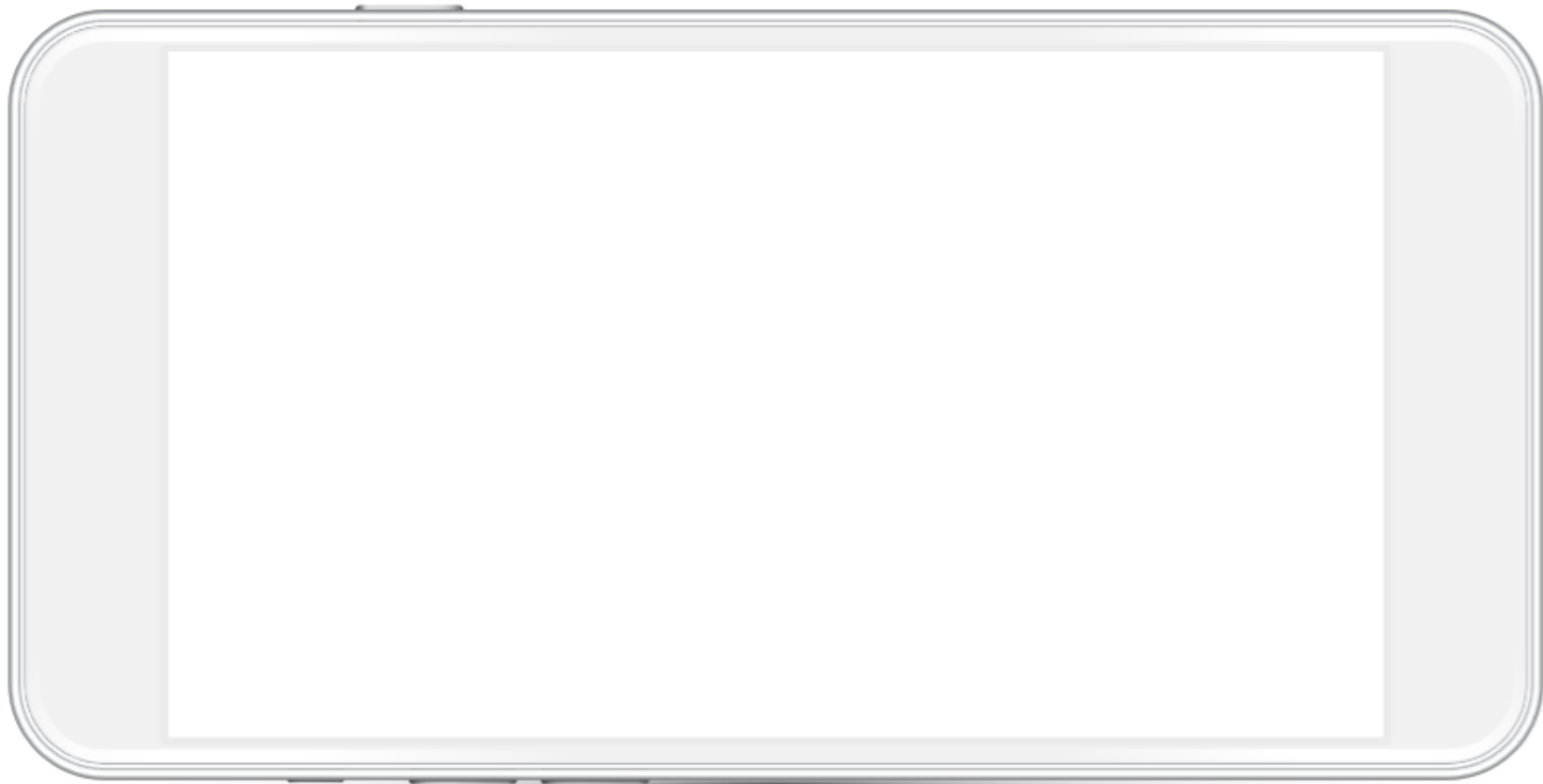
A medium-sized
space for Mama Bear.



A small space for
Baby Bear.



Step 2:  Choose a date from the website and find out about the weather. Draw and write it inside the phone.



Tuesday – Morning Routine

1. Draw a star next to the weekends.

Sunday

Monday

Tuesday

Wednesday

Thursday

Friday

Saturday

2. Write the short date. _____

3. Circle the month that we are in.

January

July

February

August

March

September

April

October

May

November

June

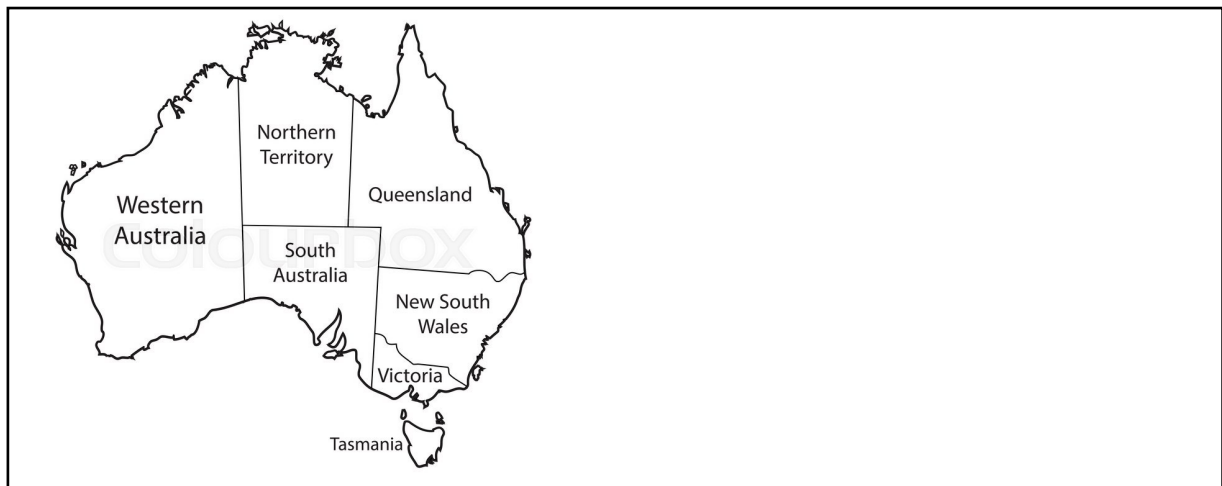
December

4. The sentence below is missing a capital letter and end punctuation.

Rewrite the sentence below correctly.

michael went to the pool with his two best friends


-
5. This is Australia. Colour the state that we live in. Have a go drawing Australia and labelling the states of Australia.



'oi' Spelling Flowers

Write one word that has the 'oi' sound in each of the flower's petals.

Colour your flower once you have finished.



Tuesday: Reading

Chimpanzees

Chimpanzees are mammals that can be found across central and West Africa. They live in tropical rainforests and can also be found in woodlands and grasslands.



Chimpanzees usually sleep in trees and build nests out of leaves. They like to eat fruit and plants as well as insects, eggs and nuts. Chimpanzees have 5 fingers and 5 toes that help them grasp objects. They use sticks to get insects from nests and to dig bugs out of logs. They use stones to smash open tasty nuts and use leaves as sponges to soak up drinking water.

Although they normally walk on all fours, chimpanzees can stand and walk upright. They use their long arms, hands and fingers to climb trees and swing from branch to branch.

Questions

1. Where do chimpanzees live?

2. What do chimpanzees like to eat?

3. What do chimpanzees use sticks for?

4. What do chimpanzees use their long arms for?

5. What is something you learned about chimpanzees?

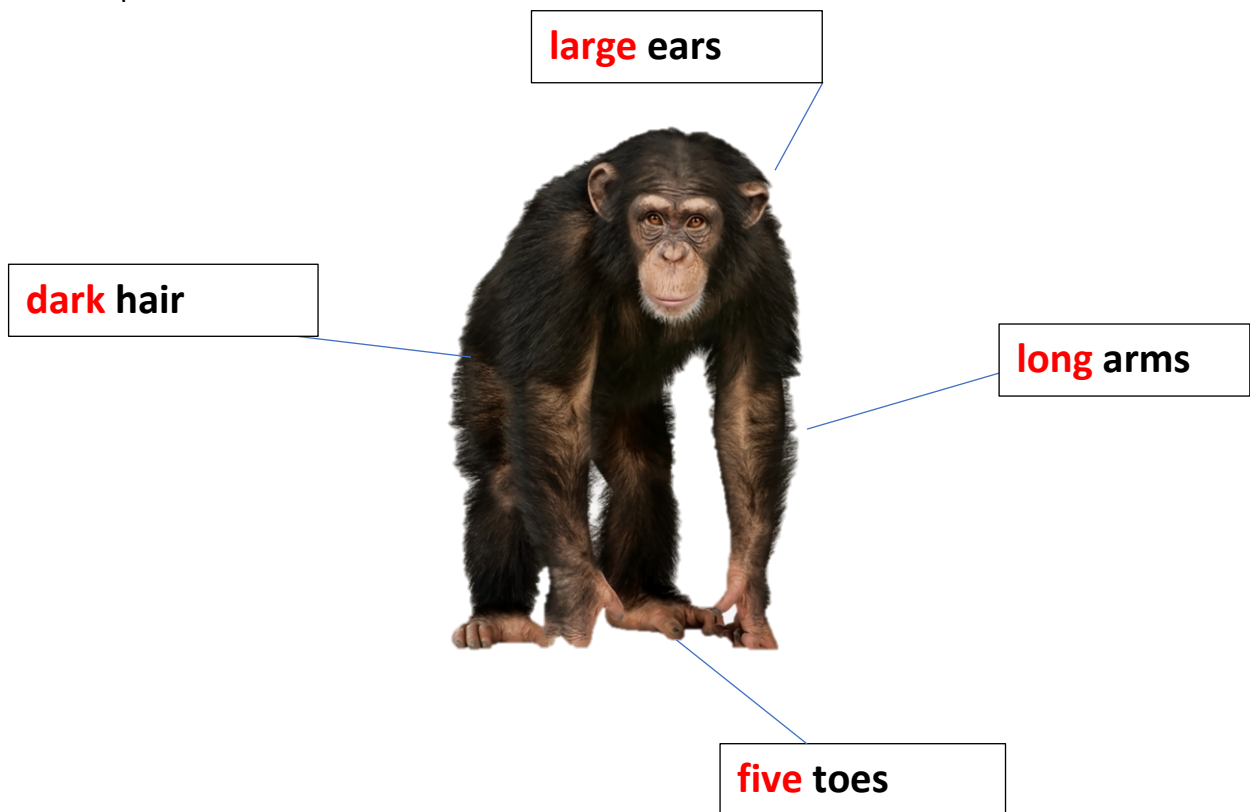
Chimpanzees

Today you will be writing to inform about chimpanzees.


Use the scaffold below and the video link on the grid to help you. You need to first draw and label your diagram, then write your title and first sentence.

Lastly, you need to classify the animal in your last sentence.

Example -



Your turn -



This is a _____.

It is a type of _____.

Tuesday: Math

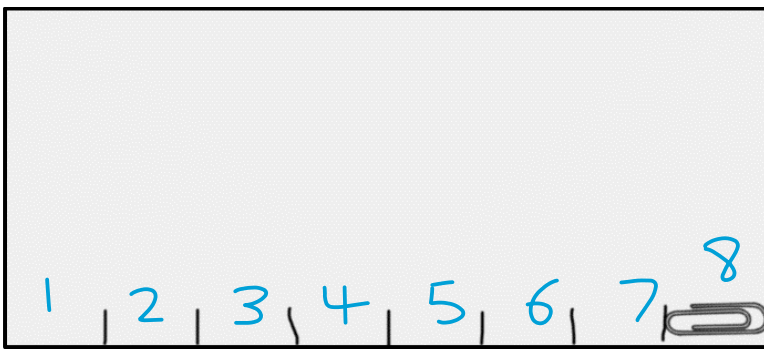
cut out



LI: Length

- Cut out the paperclip. Measure the length of each rectangle by moving the paperclip and marking on the rectangle.
- Record the length of each rectangle and include the unit of measurement.
 - Length of rectangle 1: _____
 - Length of rectangle 2: _____
 - Length of rectangle 3: _____
- Answer the following questions:
 - Which rectangle is the longest? _____
 - Which rectangle is the shortest? _____

Example: Length = 8 paperclips



What happens when things are heated or cooled?

Vocabulary

warm

cool

melt

freeze

heat

change

thaw

hard

soft

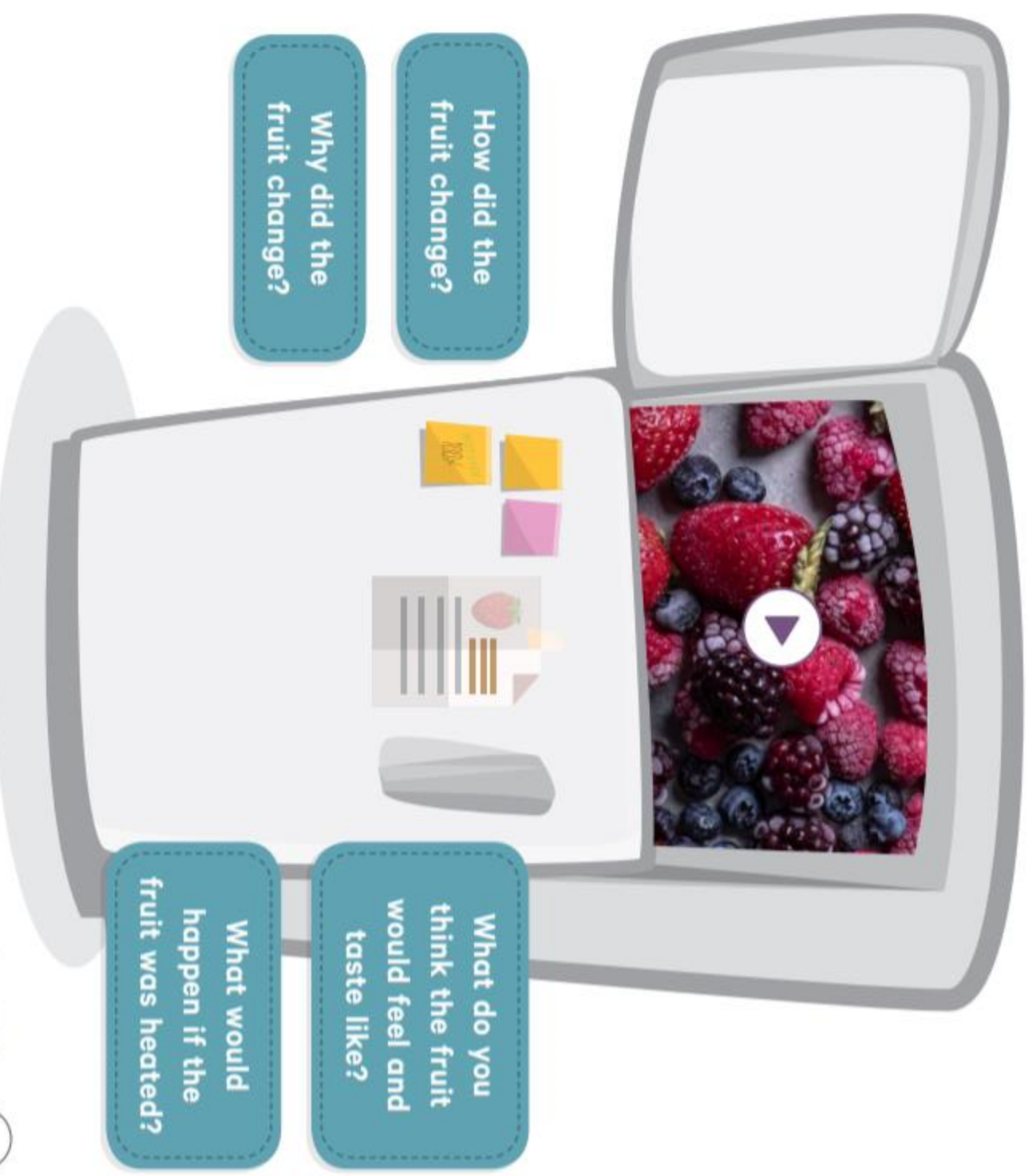
liquid

1 Will this snowman keep smiling?

Use some of the words in the box to explain your answer.

We can observe and explore the changes that happen when something is cold and is then heated.

6 Click on the fruit in the freezer and watch what happens. Talk about the questions.



How did the fruit change?

Why did the fruit change?

What do you think the fruit would feel and taste like?

What would happen if the fruit was heated?



10



What is this fruit?

The fruit has been changed in each picture. Label if it has been heated or cooled.



Wednesday – Morning Routine

AUGUST 2021						
Sun	Mon	Tue	Wed	Thu	Fri	Sat
1	2	3	4	5	6	7
8	9	10	11	12	13	14
15	16	17	18	19	20	21
22	23	24	25	26	27	28
29	30	31	1	2	3	4

1. In the calendar above, colour in today's date in blue.
2. In the calendar above, colour in the weekends in yellow.
3. If this month is August, what is the next month? _____
4. The sentence below is very jumbled. Rewrite the sentence correctly.

Think about what goes at the beginning of a sentence and what goes at the end.


going	We	school.	miss	to
-------	----	---------	------	----

-
5. Write 6 adjectives to describe a camel.


cowboy



boy



joy



soy milk

twinkl.co.uk

enjoy


twinkl.co.uk

toy

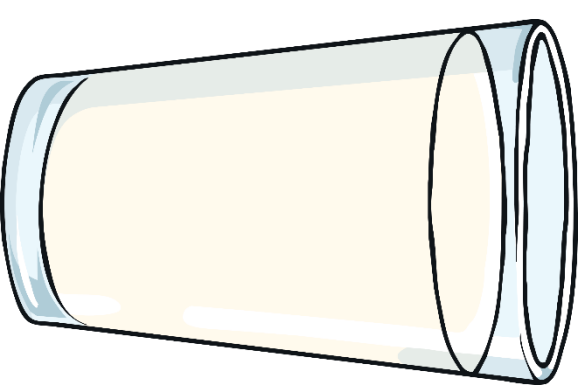
twinkl.co.uk



twinkl.co.uk




twinkl.co.uk




twinkl.co.uk

oyster



destroy



joy



Wednesday: Reading

Camels

Camels are mammals that live in deserts in Middle East Asia and Africa where it is hot and dry. They can have one hump or two humps. They use their hump to store fat to give them energy for a long time.



Camels have a thick coat of hair that protects them from the heat in the day and keeps them warm at night. Camels have bushy eyebrows stop sand from blowing in their eyes. They have a long slender neck to reach leaves up high in trees such as palm trees. They have rubbery patches on the belly and knees to protect their skin when kneeling and sitting on the hot sand.

In the desert, people feed camels with grass, grains, wheat and oats. When camels are travelling in the desert, food is often very hard to find. This means that they may have to eat dried leaves, seeds, and thorny twigs.

Questions

1. Is this a fiction or non-fiction text?

2. Where do camels live?

3. What do camels have that protect them from heat?

4. What do camels eat?

5. How many humps can camels have?

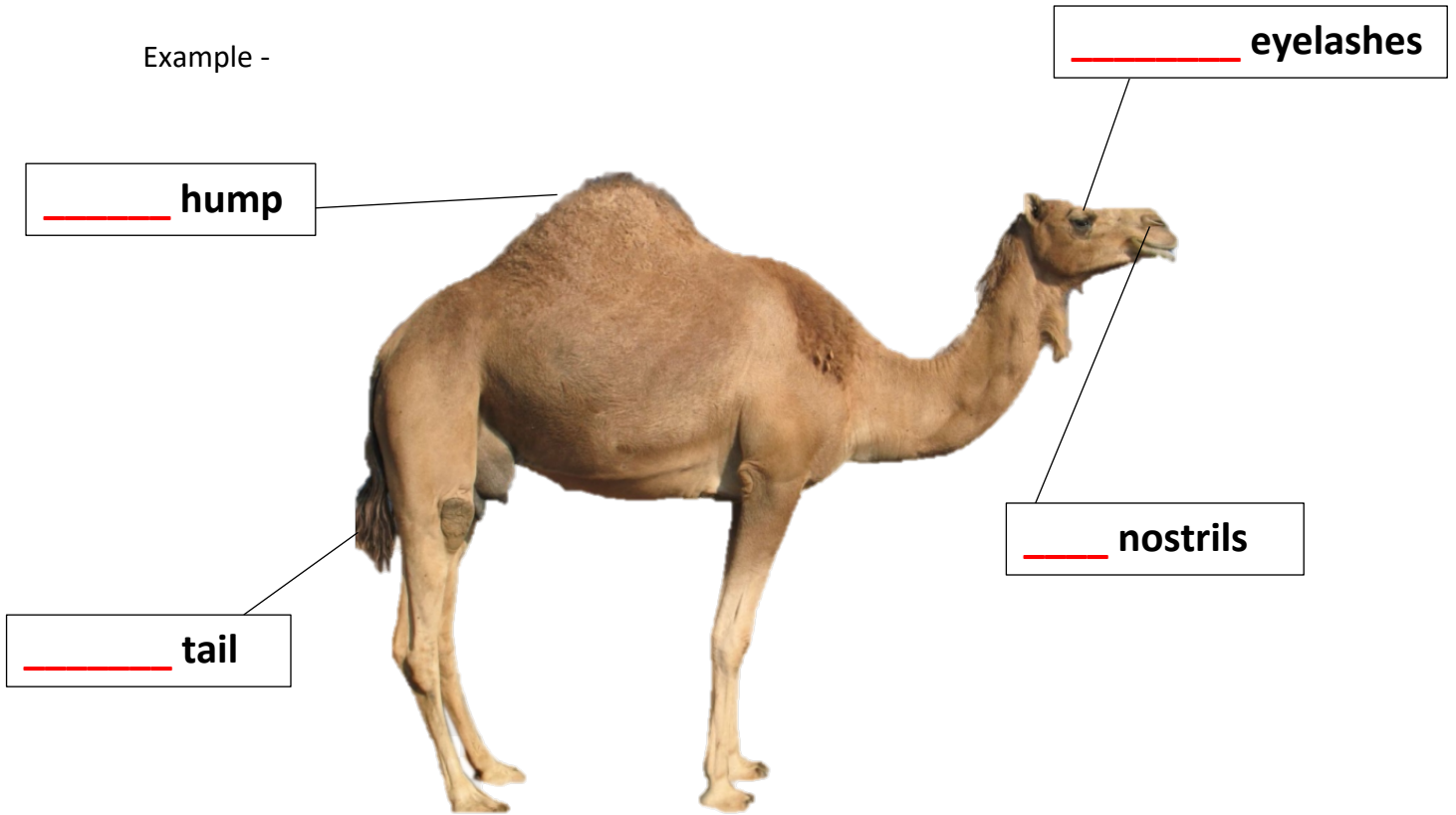
Camels

Today you will be writing to inform about camels.


Use the scaffold below and the video link on the grid to help you. You need to first draw and label your diagram, then write your title and first sentence.

Lastly, you need to classify the animal in your last sentence.

Example -



Your turn -



This is a _____.

It is a type of _____.

Handwriting Practice Sheets

H h



hoist

Notes to remember:

- My letters sit on the line.
- My lowercase letters are the same height.
- My uppercase letters touch the top of the line.
- I use finger spaces between each new letter or new word.

Say the sound: h.

Now copy the letters and words onto the lines below.

H H H H H H H H

H H

h h h h h h h

h h

H h H h H h H h H h

H h

Wednesday: Maths



L1: Place Value – teen numbers

- Cut out the cards. Make a teen number using an 'ace' card and a 'number' card.
- Draw your place value blocks and record the number in the place value chart.
- Complete the **standard** and **non-standard place** value sentences.



ten	ones
1	4

14 is 1 ten and 4 ones



Tens	Ones
1	6

16 is 1 tens and 6 ones.

16 is 16 ones.

Tens	Ones

_____ is _____ tens and _____ ones.

_____ is _____ ones.

Tens	Ones

_____ is _____ tens and _____ ones.

_____ is _____ ones.

Tens	Ones


_____ is _____ tens and _____ ones.

_____ is _____ ones.

Tens	Ones

_____ is _____ tens and _____ ones.

_____ is _____ ones.



Wednesday: Creative Arts

Animal Train

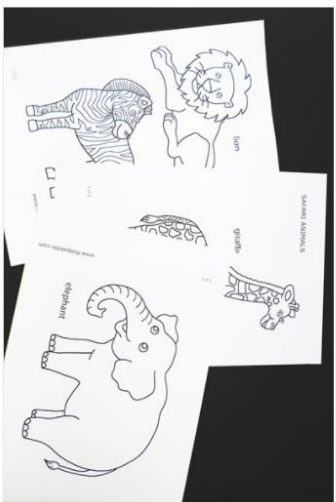
Have loads of fun learning about animals by making a paper train filled with animals! Follow the steps below. Your final Animal Train should look similar to the one below.



You will need:

- A4 or Letter size paper
- Cardstock or construction paper in various colors
- Crayons or coloured pencils
- Glue stick
- Scissors
- Pencil
- Animal magazine cut-outs (optional)

Remember to be safe while using the scissors!



1 Create some animals.

Draw your favourite animals, look for them in old magazines, or print out animals from the computer.



2 Color and cut out the animals.

Cut out your animals.




3 Set the size of the train cars.

Use the largest animal to help you decide the size of the train. Get an A4 sheet of paper and fold it in half. Place the animals inside the folded sheet.



4 Make more train cars.


Make 4 train cars to hold all your animals. You can place 1 or 2 animals in each car. Leave room in one of your cars for the train engine. In this train, the engine will be placed in the red car and the little penguin is driving.



5 Prepare the train engine parts.


Cut out the shapes from coloured paper or scrap paper to make the parts of the train engine:

- 2 rectangles 1 triangle
- 1 square 2 circles




6 Glue the train engine parts.

Unfold the train car. Glue the parts except the circles.



Wednesday: Creative Arts




7 Glue the wheels.

Fold up the train engine along the crease. Glue the 2 circles to the bottom edge to make wheels.



8 Glue wheels on all cars.


Cut out more circles and glue them to the bottom of each train car.



9 Cut a long strip.

Cut out a strip of paper long enough to connect all of the train cars.

Unfold the train engine car. Glue one end of the strip just above the crease and near the end edge.



10 Connect the next car.

Unfold the next car and glue it along the strip, leave a small gap from the first car. Just like the first car, the strip needs to be glued just above the crease mark.



11 Connect all cars.

Glue the rest of the cars along the strip, making sure it is positioned just above the crease.



12 Glue the sides of each car.

Glue along the right and left sides of each train.



Fold up the car along the crease.
Squeeze the glued edge.



13 Trim the excess length.

Cut the end bit of paper off.




Your train looks awesome! You can
decorate your train if you like. Glue
small shapes, put stickers or draw and
make designs.



15 Place the animals on the train.

Finally, place the animals inside your
train. The fun thing about having
pockets in your train is that you can
move the animals from one car to the
next.



16 Enjoy the animal train!

Stick the train on the wall or create a background
picture for it.



Well done! Take a photo
and post it on Seesaw!

Thursday – Morning Routine

AUGUST 2021						
Sun	Mon	Tue	Wed	Thu	Fri	Sat
1	2	3	4	5	6	7
8	9	10	11	12	13	14
15	16	17	18	19	20	21
22	23	24	25	26	27	28
29	30	31	1	2	3	4

1. In the calendar above, draw a happy face on today's date.
2. Write the short date. _____
3. Write a sentence about a cheetah using a verb. Remember a **verb** is **what my body can do, what my heart can feel and what my brain can think.**

4. What season are we in? _____

5. Draw something that you would eat in this season.


6. Circle the picture that describes today's weather.



'oy' Spelling Flowers

Write one word that has the sound 'oy' in each of the flower's petals.

Colour your flower once you have finished.



Thursday: Reading

Cheetahs

Cheetahs are the fastest mammals on land. They live and hunt mainly in open grasslands and bushy areas in parts of Africa and the Middle East Asia.

Cheetahs eat small and medium size animals, such as birds, hares, warthogs, gazelles and young wildebeest. They have good eyesight which they use to hunt their prey. Cheetahs use their strong claws and powerful jaws to catch their prey.



Cheetahs have black spots on their fur which helps them to hide and camouflage. They have a slim body, strong legs and long tail which helps it to run really fast.

Cheetahs can't roar like tigers or lions but make other sounds such as purring and growling.

Questions

1. Where do cheetahs live?

2. What do cheetahs eat?

3. What do their long legs help them with?

4. What do cheetahs use their small black spots for?

5. What is an interesting fact you learnt about cheetahs?


Cheetahs

Today you will be writing to inform about cheetahs.


Use the scaffold below and the video link on the grid to help you. You need to first draw and label your diagram, then write your title and first sentence.

Lastly, you need to classify the animal in your last sentence.

Example -



Your turn -



_____.

It is a type of _____.

Thursday: Maths

LI: Place Value – 2 digit numbers

- Cut out the cards. Make a 2 digit number using 2 number cards.
- Record the number in the place value chart.
- Complete the standard and non-standard place value sentences.


tens	ones
2	4



24 is 2 tens and 4 ones

24 is 1 ten and 14 ones

24 is 24 ones



Tens	Ones
4	6

46 is 4 tens and 6 ones.

46 is 46 ones.

46 is 1 tens and 36 ones.

Tens	Ones

_____ is _____ tens and _____ ones.

_____ is _____ ones.

_____ is _____ tens and _____ ones.

Tens	Ones

_____ is _____ tens and _____ ones.

_____ is _____ ones.

_____ is _____ tens and _____ ones.

Tens	Ones

_____ is _____tens and _____ones.

_____ is _____ones.

_____ is _____tens and _____ones.

Tens	Ones

_____ is _____tens and _____ones.

_____ is _____ones.










_____ is _____tens and _____ones.

Tens	Ones

_____ is _____tens and _____ones.

_____ is _____ones.

_____ is _____tens and _____ones.



Friday – Morning Routine

1. Fill in the missing months below.


_____	July
February	_____
_____	September
April	October
May	_____
_____	_____

2. Write the long date below.

3. We have been learning about pronouns. A **pronoun** is a word that replaces **a noun**. Circle the pronoun in this sentence.

They are going to the pool after school.

4. Have a go at labelling the states of Australia. If you don't know them look back at the morning routine on Tuesday.



Western Australia

Victoria

Western Australia

South Australia


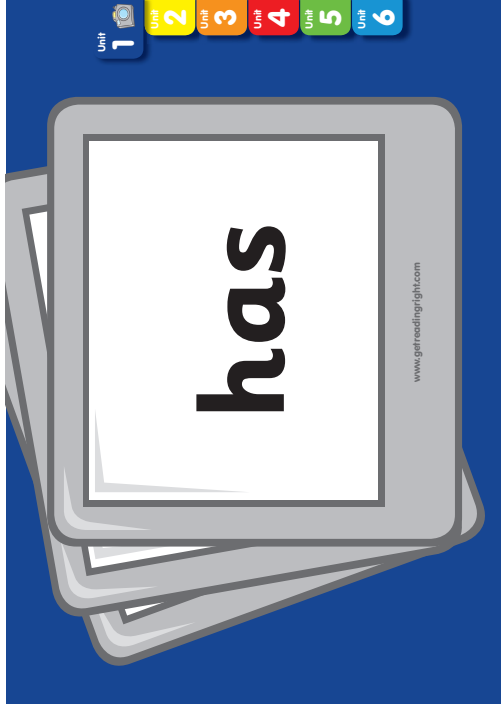
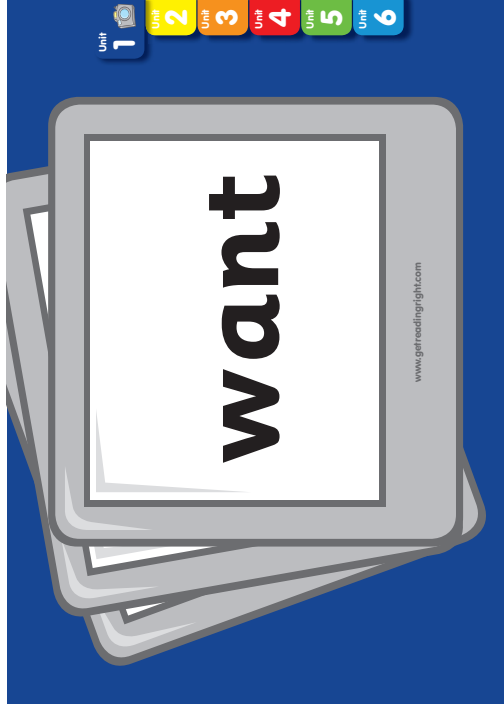
Tasmania

New South Wales

Queensland

Northern Territory

5. Which state do we live in?



where

www.getreadingright.com

there

www.getreadingright.com

down

www.getreadingright.com

house

www.getreadingright.com

out

www.getreadingright.com

his

www.getreadingright.com

sister

www.getreadingright.com

her

www.getreadingright.com

about

www.getreadingright.com

another

www.getreadingright.com

our

www.getreadingright.com

were

www.getreadingright.com

two

www.getreadingright.com

here

www.getreadingright.com

their

www.getreadingright.com

because

www.getreadingright.com

more

www.getreadingright.com

friend

www.getreadingright.com

four

www.getreadingright.com

good

www.getreadingright.com

would

www.getreadingright.com

could

www.getreadingright.com

first

www.getreadingright.com

saw

www.getreadingright.com

your

www.getreadingright.com

half

www.getreadingright.com

girl

www.getreadingright.com

Friday: Reading

Polar Bears

Polar bears are mammals which live on sea ice in the Arctic. They are the largest bears in the world.



Polar bears are very strong swimmers. They use their large front paws, and slightly webbed feet to paddle in water. Polar bears use their back legs to control the direction they swim in the water. Polar bears live in one of the planet's coldest environments. They have thick layers of fur which helps protect them from the cold weather. The fur is white so that they can camouflage in the snow and ice.

Polar bears mainly eat seals and fish. They hunt by swimming beneath the ice for their prey.

Questions

1. Where do polar bears live?

2. What do polar bears use their front paws for?

3. How do polar bears hunt for their prey?

4. What does a polar bear's thick layer of protect them from?

5. What is something you learnt about polar bears?

Polar Bears

Today you will be writing to inform about polar bears.


Use the scaffold below and the video link on the grid to help you. You need to first draw and label your diagram, then write your title and first sentence.

Lastly, you need to classify the animal in your last sentence.

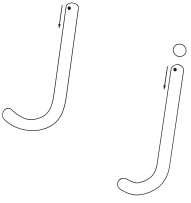
Remember to use adjectives when you label the parts of the body. E.g., rough scales



Your turn -



Handwriting Practice Sheets



join

Notes to remember:

- My letters sit on the line.
- My lowercase letters are the same height.
- My uppercase letters touch the top of the line.
- I use finger spaces between each new letter or new word.

Say the sound: j.

Now copy the letters and words onto the lines below.

J J J J J J J J J J

J J

j j j j j j j j

j

John joins in jumping!

Friday: Maths

LI: Problem Solving

- Use the problem-solving strategy cards on the right to solve the following questions.
- You can draw pictures, counters, or a number line to help you find the answer.

Mohamad and Malik made a teen number with their fingers. Mohamad was showing 10 fingers and Malik was showing 5 fingers. **How many fingers altogether?**

READ the part of the problem that is asking you to find something out.

UNDERSTAND the information that you will need to find it out.

CHOOSE A STRATEGY that you could use to find it out.

USE A STRATEGY to find it out.

CHECK that you have found it out.

Aisha and Aliya made 13 with their fingers. Aisha was showing 10 fingers. **How many fingers was Aliya showing?**

Yusuf and Humzah made 17 with their fingers. Yusuf was showing 10 fingers. **How many fingers was Humzah showing?**

3 children were showing 10 fingers and one child was showing 2 fingers. **How many fingers altogether?**

Year 1 English Specialist Home Learning - Week 6

Colour the ★ in each box as you complete it.



Read your library book or a book you have at home for 15 minutes every day. **Colour** in a face for each day you have completed your reading.

Monday	Tuesday	Wednesday	Thursday	Friday

Pick one book or text and **write** down the words you found tricky on a piece of paper. Have someone help you read those tricky words.



Read, cover, write and check these camera words.

see	
very	
look	
once	
we	
away	



Extension: Write sentences for the camera words listed on a piece of paper.

Sentence Reading and Editing

Find 2 spelling mistakes. Add 2 capital letters and 1 full stop.



Polar Bears

this is a pollar bear. polar bears are a type off mammal



Extension: Write the sentences on a piece of paper. Can you **circle** the camera words?

Phonics

Match the pairs of words and **fill** in the blanks to complete the word.
Write each phoneme in its own box. If two letters make one sound (eg. ng, sh, wh), write them in the same box.

king
chick
quit
wax
bring

ch		
b		
k	i	ng
	i	
	a	



Find and **circle** the words in the wordsearch.

kick sing fox quack quill strong six

s	t	r	o	n	g	f	a	k
i	s	i	x	b	c	o	d	i
n	q	u	a	c	k	x	g	c
g	e	f	q	u	i	l	l	k






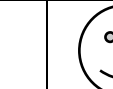
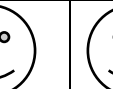
Extension: Choose 2 words and **make** a sentence for each. **Write** the sentences on a piece of paper.

Year 1 Mathematics Specialist Home Learning - Week 6

Colour the ★ in each box as you complete it.

★ Counting

Count forwards to 50 and backwards from 30 every day. **Colour** in a face for each day you have completed your counting.

Monday	Tuesday	Wednesday	Thursday	Friday
				



Extension: Can you **count** how many spoons you have at home?



Place Value

Complete the place value chart using the number cards given. **Write** the standard place value and non standard place value.



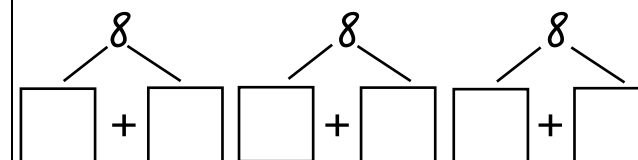
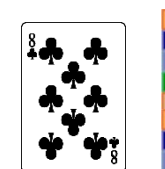
Tens	Ones

___ is ___ tens and ___ ones.
___ is ___ ones.



★ Partition

Partition the following.



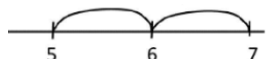
Extension: Partition two more numbers of your choice on a piece of paper.

ADDITION & SUBTRACTION

Practise your adding and subtracting on a number line at your level. **Complete 3 addition** and **3 subtraction** problems using the number line strategy.



$$7 + 5 = 12$$



$$7 - 2 = 5$$



Friends of 10

Fill in the missing number of friend of 10 on the scoop of icecream. **Write** the correct number sentence.



$$9 + 1 = 10$$



$$___ + ___ = ___$$



$$___ + ___ = ___$$



$$___ + ___ = ___$$



$$___ + ___ = ___$$



$$___ + ___ = ___$$