

Please ask your parents to keep all your Chinese worksheets in a safe place so you can bring them back to school to show me your lovely work.

Now have fun with this week's activities. Try to finish this by Thursday.



Did you have fun watching the video on body parts? Did the QR code work? How did you go with the tracing and writing? Try to teach someone at home how to say 口 mouth, 头 head and 牙 teeth.

L.I.: Me – body parts


S.C.: - I can recognise the vocabulary for the body parts.

- I can trace and copy the vocabulary for the body parts.



Hope you still remember the body parts we have learned. Scan this  to go to YouTube and watch the video again. If the QR code does not work, type 'my head Chinese' in the  bar at the top. Click on Mandarin Chinese Kids Gobble Up 小朋友说中文 My Head 我的头 - YouTube. Pay special attention to how you say ear 耳 which you have also learned. What does it look like? A ladder which you can't use anymore because one leg is broken? Try to remember it by relating it to something you know. Now let's practise writing it again.

Which thing on the table is making a noise? Colour it in.



Trace and copy.

| | | | | | |
|-------|--------|--|--|--|--|
| trace | ěr | | | | |
| copy | | | | | |

Remember how to say a person in Chinese? It is very easy to write too. Let's do it again. Colour in the person. He is wearing colourful clothes.



Trace and copy.

| | | | | | |
|-------|---------|--|--|--|--|
| trace | rén | | | | |
| copy | | | | | |

Now watch the video again and say the mouth 口, teeth 牙, ear 耳 in Chinese again.

Four stars for you !

Colour them in your favourite colour.