





Kindergarten Learning from Home – Term 3, Week 7

	Monday	Tuesday	Wednesday	Thursday	Friday
Morning	<p>Morning Routine Say the days of the week, starting with Sunday. Look around your house for some numbers, what numbers can you see? Complete the days of the week worksheet by putting the days in order on the ladder.</p> <p>Grammar Watch the Grammar video uploaded on Seesaw. Complete the activity sheet.</p> <p>Phonological Awareness Complete the worksheet- circle the pictures that rhyme in each row.</p> <p>Phonics Warm up: Revise the camera words you have already learnt. Watch the Phonics video uploaded on Seesaw. Complete the Phonics worksheet.</p> <p>Writing Complete the recount worksheet.</p>	<p>Morning Routine Count forwards to 30 and backwards from 20. Find some small objects to create the numbers: 6,9 and 2. Complete the number worksheet.</p> <p>Grammar Complete the Adjective activity sheet.</p> <p>Phonological Awareness Complete the worksheet- Complete each word by adding the middle sound.</p> <p>Phonics Warm up: Revise the new camera words. Complete the worksheet.</p> <p>Writing Watch the Writing video uploaded on Seesaw. Complete the persuasive writing worksheet.</p> <p>Handwriting Complete the handwriting worksheet.</p>	<p>Morning Routine What is the weather like today? Tell someone what the four seasons are and what season we are in now. Complete the weather worksheet by matching the weather to the activity.</p> <p>Grammar Complete the Action verb activity sheet.</p> <p>Phonological Awareness Complete the worksheet- complete each word by adding the first sound.</p> <p>Phonics Warm up: Say the new camera words in a sentence. Complete the worksheet.</p> <p>Writing Complete the persuasive writing worksheet.</p>	<p>Morning Routine Say the months of the year, when you get to August, say it the loudest! How many months are there in a year? Say the short date for today. Complete the activity sheet.</p> <p>Grammar Complete the noun activity sheet.</p> <p>Phonological Awareness Cut out the pop corn kernels. Say, clap and count the syllables in each word to match them to the correct popcorn box</p> <p>Phonics Warm up: Write the new camera words. Complete the worksheet.</p> <p>Writing Complete the persuasive writing worksheet.</p> <p>Handwriting Complete the handwriting worksheet.</p>	<p>Morning Routine Watch the video: https://www.youtube.com/watch?v=Utb4gruKltM Say the names of 6 States and 2 Territories in Australia. Complete the worksheet.</p> <p>Grammar Complete the adjective activity sheet.</p> <p>Phonological Awareness Complete the worksheet. Say the word for each picture and colour it in if it begins with the w sound.</p> <p>Phonics Warm up: Write as many camera words you can in one minute. Complete the worksheet.</p> <p>Writing Complete the persuasive writing worksheet.</p>

Break	Remember to have a healthy snack and go and run around or play a game.				
Middle	Maths Watch the video 'Where is the Monkey?' on Youtube: https://www.youtube.com/watch?v=idJYhjGyWTU Then see today's worksheet for your instructions on how to investigate position.	Maths We are going to play some games to practise describing position. See Tuesday's Maths worksheets for 4 ideas for different games you could play.	Maths Watch the Maths video on Seesaw to help you learn how to join groups together to add. Find some small items such as pegs or grapes and complete the Wednesday Maths worksheet.	Maths Cut out the dot flashcards on the Thursday Maths worksheet and use these cards to complete the sheet. If you need to, you can re-watch the Maths video from yesterday on seesaw for demonstration.	Maths Complete the Friday Maths worksheet on joining groups to add.
Break	Remember to have a healthy lunch and go and run around or play a game.				
Afternoon	HSIE Lesson 2: The Past Go into Inquisitive and type in the code: 5851 http://inq.co/class/ha8 Complete worksheet 7	Creative Arts Emotion Art Gather your resources and follow the instructions on the worksheet. Don't forget to take a photo to show your amazing creations on Seesaw.	Science This week we are looking at Pushing and Pulling. Go into inquisitive and type in the code: 5851 http://inq.co/class/ha8 Complete worksheets 4 & 6	PD/H/PE We are learning about healthy eating. Play Guess the veggie game. With the help of an adult or sibling place some vegetables in a bag. Feel inside the bag and guess which vegetables are in the bag. Name and describe the vegetable. Create a vegetable person Use real vegetables or pictures of vegetables to a make vegetable person. Use toothpicks to help your person stand up. Take a picture and send it to your teacher. You can eat your vegetable person for afternoon tea.	Fine Motor Friday Make an egg carton train. Collect egg cartons, cut them up individually, punch a hole on each side and thread string or a pipe cleaner through to join them. Paint or decorate your train.
<div style="display: flex; justify-content: space-between; align-items: center;"> <div style="text-align: center;">  <p>Hip Hop Thursday: 9:50-10:30 Fitness Friday 11:10-11:50</p> <p>You will be able to access the session with the rest of the students from Blaxcell St!</p> <p>All you need to do is click on the zoom link at the starting time on Thursday and Friday</p> <p>So get your friends together (virtually of course) and I will see you on Thursday and Friday ready to bust some moves!</p> <p>https://us06web.zoom.us/j/88486309655?pwd=L0NhNmJFUxE3ZHFtbWJCQktwYnVhUT09</p> </div> <div style="text-align: center;">  </div> </div>					
				 <p style="text-align: center; font-size: small;">fine motor practice EGG CARTON TRAIN</p> 	

Days of the week

Read, trace, cut and glue the days of the week in the correct order.

Beginning of the Week



Friday

Sunday

Wednesday

Tuesday

Saturday

Thursday

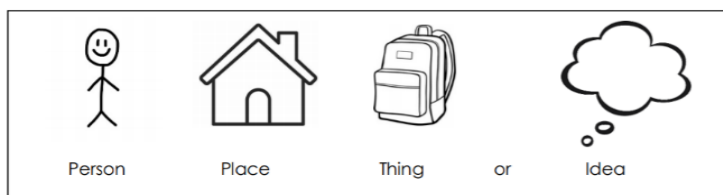
Monday

- How many days are there in a week?
- Name the weekends.
- Have a go at writing the long date in your book.

Monday – Grammar

Today we are going to focus on nouns.

A noun is a:



Cut and sort the nouns into the correct group:


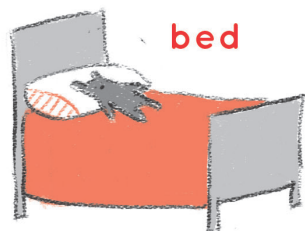
<i>person</i>	
<i>place</i>	
<i>thing</i>	



Time to Rhyme

Circle the word that rhymes with the first word in each row.



1.



2.

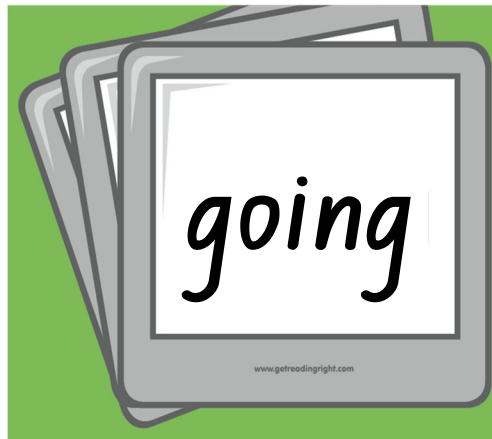
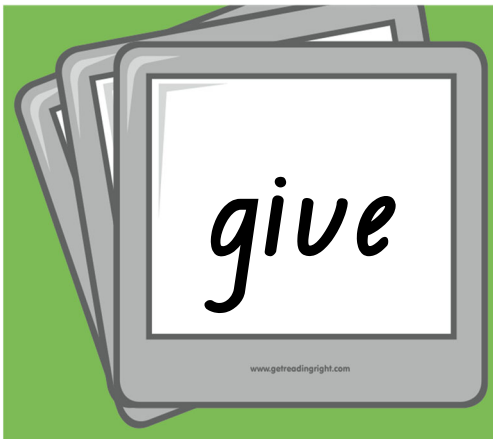
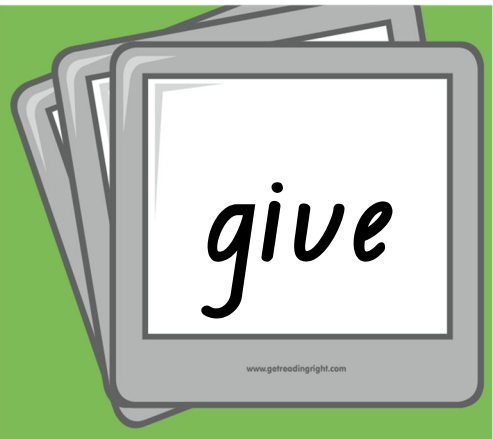



3.



Monday—Phonics

Instructions—Cut out the camera words and jumble them up. Turn the papers so that the words are facing down. Flip a and read the word. Then flip another one and read the word. If the words match, you can keep them. If they do not, flip them back over and have another turn. You can play this by yourself or with a partner.



Monday – Writing

Recount

L.I: We are learning to write a recount.

Write a recount about what you did on the weekend using the scaffold below. Use the pictures to help you.



On the weekend, I _____

_____.


Monday Maths

Today we are investigating position. Look at the picture below of Mrs Branco. She has described her position in relation to the other objects around her. You can either draw a picture of yourself and describe your position in the empty box, or you could add a photo to seesaw and use the Text tool to label your position. You can choose a few of the following words to help you: **behind, in front, beside, above, beneath, between, next to, under, over, in** or **on**.


This is an example:



7 Draw something that you had when you were these ages.



0 years



3 years



5 years

Before and After

Write the numbers that come before and after:

	5	
--	---	--

	9	
--	---	--

	7	
--	---	--

	18	
--	----	--

	12	
--	----	--

	4	
--	---	--

	8	
--	---	--

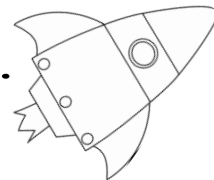
	10	
--	----	--

	15	
--	----	--

	2	
--	---	--



Write your numbers from 1–20 backwards! Start with the number 20.









Tuesday – Grammar

Adjectives

An adjective describes a noun.

Find and circle the correct adjective to the picture:

	
cold hot	sad mad
	
red black	short tall
	
soft hard	slow fast

Middle Sound - Complete each word by adding the short vowel to the middle.

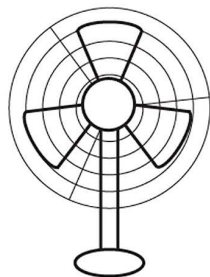
a

e

i

o

u



f

n



c

p



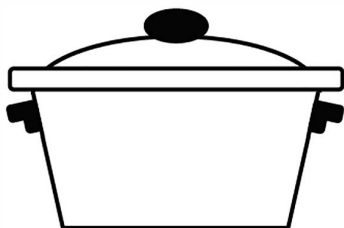
w

t



w

n



p

t



a

e

i

o

u

Instructions—Read the camera words below out loud. Your job is to sort the camera words into two groups Old and New. If the word is one you already know, glue it in the Old column. If it is one you have just learnt, glue the word in the New column.

<i>Old</i>	<i>New</i>

<i>like</i>	<i>today</i>	<i>what</i>	<i>said</i>
<i>for</i>	<i>give</i>	<i>do</i>	<i>are</i>
<i>play</i>	<i>says</i>	<i>come</i>	<i>going</i>

Tuesday – Writing

Persuasive Writing

L.I: We are learning to write to persuade.

Writing to persuade is trying to convince the reader to agree with you.

Today you will be writing why **fruit** is the best.

You will need to write a title, the first sentence and the second sentence using the scaffold below.

You will need to choose a fruit that you love and an adjective to describe it.




_____ (Title)

_____ is the best because it is _____.

I love _____.

Before you start, say the Handwriting chant:

1,2,3,4 Are my feet flat on the floor?
5,6,7,8 Is my back up nice and straight?
9,10,11,12 This is how my pencil's held.



Tuesday Maths

Let's play some games to practise talking about position. You can pick from some of the ideas below!

<p><u>Hide and Go Find</u></p> <ol style="list-style-type: none">1. Hide an object somewhere around your house.2. Have a parent or sibling stand in front of you.3. Give them directions to help them find the object using language like "Turn around and walk 3 steps away from me", "Turn around and walk 4 steps towards me", "Turn right and walk 2 steps towards the window", "Turn left and walk 2 steps backwards towards me".4. After they find the object, let them have a turn to hide it and give you directions to find it.	<p><u>Walk and Talk</u></p> <p>You can play this game if you are outside on a walk, getting some exercise.</p> <ol style="list-style-type: none">1. Ask an adult to spot an object and give you clues to guess what it is using its position.2. You can ask questions like, "is it behind the fence?" or "is it in front of the café?"
<p><u>I Spy Position</u></p> <p>Play a game of "I spy", but instead of guessing a word that begins with a certain letter, use the object's position as a clue.</p> <p>For example: "I spy with my little eye, something in front of the TV" or "I spy with my little eye, something next to the fridge".</p>	<p><u>Draw a Treasure Map</u></p> <ol style="list-style-type: none">1. Get a piece of paper and some pencils.2. Draw an island in the middle of the paper.3. Draw a pirate ship next to the island on one side, and a dolphin next to the island on the other side.4. Above the island, draw some smaller islands.5. Below the island, draw some hungry sharks.6. Draw an X to show where the treasure is buried on the map. <p>Describe your map to an adult or sibling. Can you describe to them the position of the different things on the map? Can you describe to them where the treasure is buried?</p>

Emotion Painting





What you need:

1. A4 piece of paper
2. Paint, crayons, or pencils
3. Paintbrush
4. Water
5. Containers
6. Paint shirt or old t-shirt
7. Old newspaper

What to do:

- Think about emotions and feelings, what emotions do we feel each day.
- Think about colours, how do different colours make us feel?
- Think about lines, jagged, straight, curved.
- Fold your piece of paper into quarters so you have 4 squares.
- Listen to the first music clip
- https://www.youtube.com/watch?v=ZbZSe6N_BXs
- In the first square, draw or paint how you feel while you are listening to the music.
- Listen to the second music clip
- <https://www.youtube.com/watch?v=ewGbdVpEPVM>
- In the second square draw or paint how you feel while you are listening to the music
- Listen to the third music clip, draw or paint how you feel while listening to the music
- <https://www.youtube.com/watch?v=ewGbdVpEPVM>
-
- Listen to the fourth music clip, draw or paint how you feel while listening to the music
- https://www.youtube.com/watch?v=xUNqsfFUwhY&list=PLT-ii_LjG7F5mEpo_i_s23rX3bzV-sxNu
- Post your amazing artworks on seesaw so your class can appreciate and see your creations.

Draw a line to match the weather to the activity




Draw a picture of what you like to do on a windy day,

Wednesday – Grammar

Today we are going to focus on action verbs.

An action verb is what my body can do, what my heart can feel and what my brain can think.




Instructions: find the action verbs and colour them in.



eating




park



cat



running



reading



sitting

Phoneme Match

Complete each word by adding the first sound.



_at

d

r

g




_og

l

u

d



_ips

l

t

b



_ag

i

b

u




_lag

f

b

m




_ot

f

r

h



_ig

p

r

a



_us

h

b

i

Phonics—Wednesday

Instructions— Read the words then follow the instructions at the top of each column.

Read the word	Trace the word	Trace the word	Copy the word	Cover the word then write it
<i>like</i>	<i>like</i>	<i>like</i>		
<i>do</i>	<i>do</i>	<i>do</i>		
<i>says</i>	<i>says</i>	<i>says</i>		
<i>what</i>	<i>what</i>	<i>what</i>		
<i>going</i>	<i>going</i>	<i>going</i>		
<i>give</i>	<i>give</i>	<i>give</i>		

Wednesday – Writing

Persuasive Writing

L.I: We are learning to write to persuade.

Writing to persuade is trying to convince the reader to agree with you.

Today you will be writing why vegetables are the best.

You will need to write a title, the first sentence and the second sentence using the scaffold below.

You will need to choose a vegetable that you love and an adjective to describe it.



_____ (Title)


_____ are the best because they are _____.

I love

Wednesday Maths

Today we are learning how to join groups to add. If possible, watch the video on seesaw to help you complete this worksheet, otherwise refer to the example below. You will need some small items, such as pegs or grapes, to help you do your working out. Use your items to make two groups, and join these groups to add. Draw your two groups in the box and complete the number sentence to show how many items there are altogether.

This is an example:

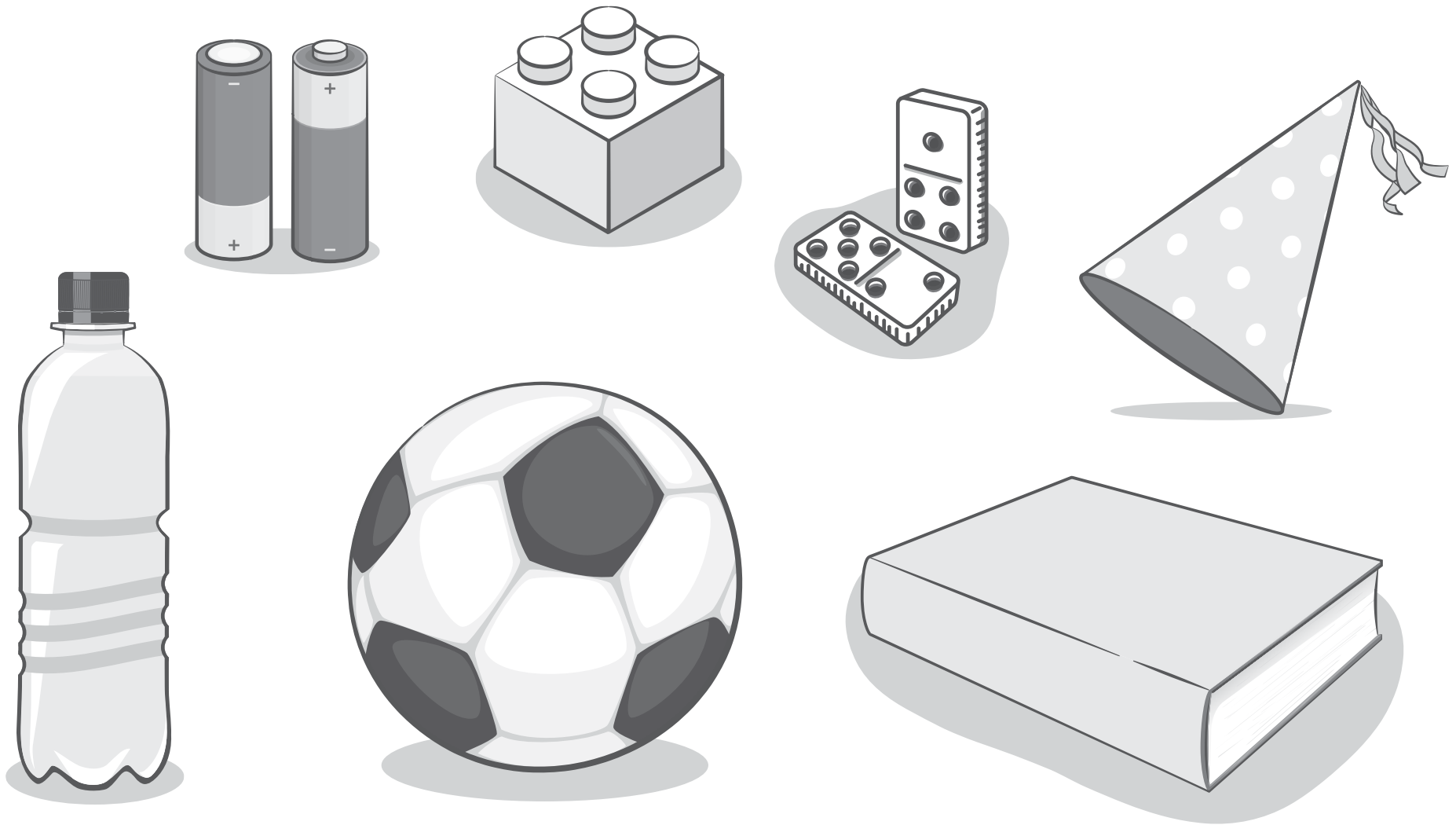


1 and 3 is

2 and 6 is




5 and 4 is

- 4 Put a circle around the things that can slide. Put a tick on the things that can roll.



6

When wind blows it is a push. Draw and label examples of how wind can move objects:



Calendar



August 2021

Sunday	Monday	Tuesday	Wednesday	Thursday	Friday	Saturday
1	2	3	4	5	6	7
8	9	10	11	12	13	14
15	16	17	18	19	20	21
22	23	24	25	26	27	28
29	30	31				

- Find today's date on the calendar and draw today's weather in the box.
- Find the weekends and colour it in red.
- How many Thursdays are there in August?

Yesterday's short date was:

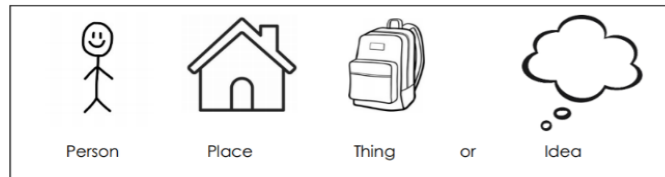
25.8.21

Have a go at writing today's short date:


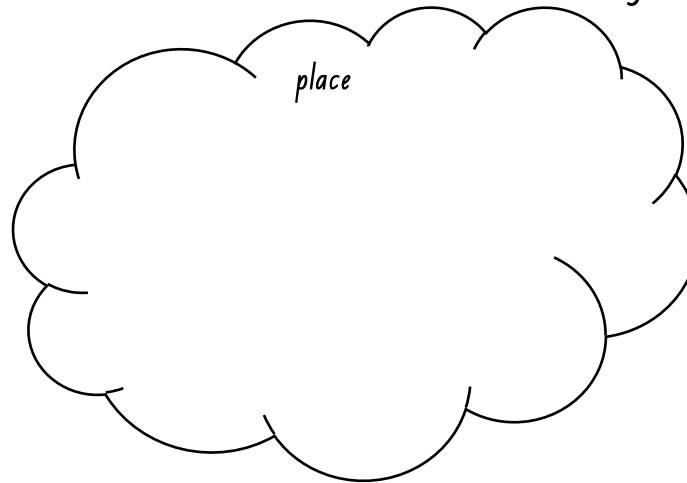
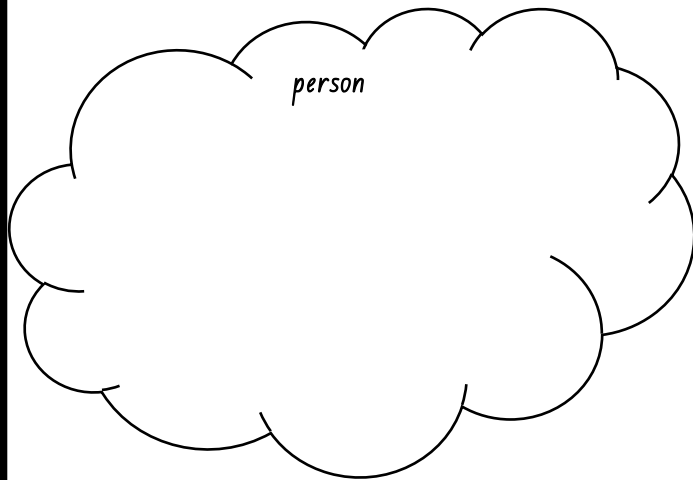
Thursday – Grammar

Today we are going to focus on nouns.

A noun is a:



Cut and sort the nouns into the correct group:



Thursday—Phonics

Instructions— Read the camera words in the table. Find the matching word in the boxes below the table. Cut the letters out and unjumble them. Glue the letters in the correct order in the “Make the word” column and then write the word.

Read the word	Make the word	Write the word
says		
like		
give		
what		
do		
going		

s y a s


e g i v

o d


l k e i

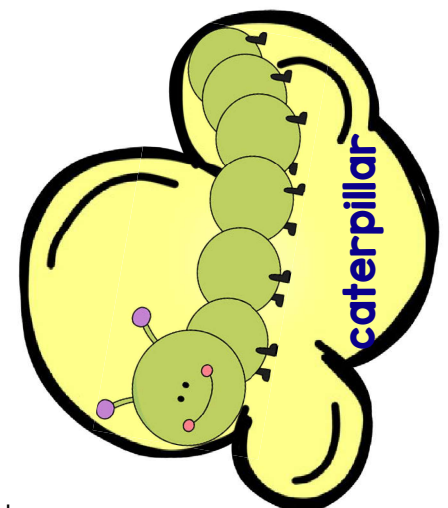










t w a h

g g o n i



How many syllables?





Cut these out, count the syllables and sort into popcorn cups.

Thursday – Writing

Persuasive Writing

L.I: We are learning to write to persuade.

Writing to persuade is trying to convince the reader to agree with you.

Today you will be writing why **desserts** are the best.

You will need to write a title, the first sentence and the second sentence using the scaffold below.

You will need to choose a dessert that you love and an adjective to describe it.




_____ (Title)

_____ are the best because they are _____.

I love

Before you start, say the Handwriting chant:

1,2,3,4 Are my feet flat on the floor?
5,6,7,8 Is my back up nice and straight?
9,10,11,12 This is how my pencil's held.



like



like



says



says



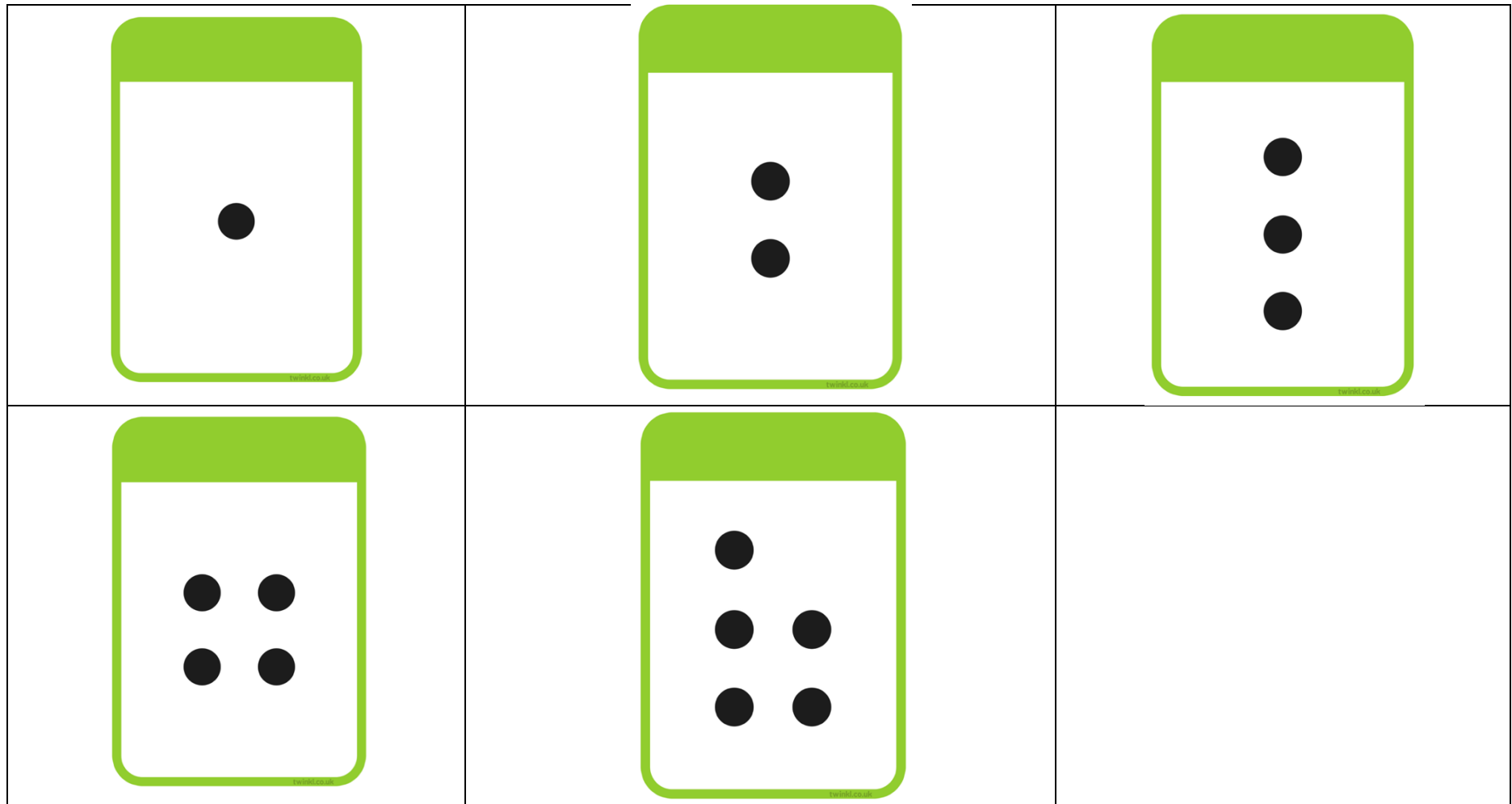
give



give

Thursday Maths

Cut out the dot flashcards, you will need these for today's worksheet for joining groups to add.



Thursday Maths

Pick 2 cards, which will represent your 2 groups. Count the number of items in each group, and then join the two groups together to add. How many altogether? Write a number sentence to describe what you did. For a demonstration, you can refer to the Maths video on seesaw. Otherwise, please see the example below. You will do this 3 times, to fill the empty boxes.

This is an example:

○ ○

○ ○ ○

2 and 3 is 5

Australia's States and Territories

Cut and paste the correct labels onto the map of Australia.



- How many States are there in Australia?
- How many Territories are there in Australia?
- Which state do you live in?
- Colour in the state you live in.

Western Australia

twinkl.co.uk

New South Wales

Northern Territory

Tasmania

South Australia

Victoria

Queensland

Australian Capital Territory

Friday – Grammar

Today we are going to focus on adjectives.

An adjective describes a noun.

Cut the picture and paste them into the correct box.

<i>Soft</i>	<i>Hard</i>

Friday- Phonological awareness:

I Spy Beginning Sound W

Directions: Say and colour the pictures that start with the letter 'W' sound.



Instructions— Read the sentences. Write the camera words from each sentence in the next box then draw a picture to match the sentence.

Sentence	Camera Words	Picture
I am going to the play at the park.		
I like to have lunch at the shops.		
Mum says that I can run up the hill.		
Can you give me the red pen?		
What do you like to play?		

Friday – Writing

Persuasive Writing

L.I: We are learning to write to persuade.

Writing to persuade is trying to convince the reader to agree with you.

Today you will be writing why **toys** are the best.

You will need to write a title, the first sentence and the second sentence using the scaffold below.

You will need to choose a toy that you love and an adjective to describe it.



_____ (Title)






_____ are the best because they are _____.

I love








Friday Maths

Today we are going to practise joining two groups to add. Look at the example to help you join the 2 groups in each box and write number sentences about how many items altogether. You can use small items at home to represent the two groups to help you count them if you need.











This is an example:

3 and 2 is 5


				
				
				

Kindergarten English Specialist Home Learning Week 7

Colour the ♥ in each box as you complete it.

Phonemes

Read your phonemes every day.



s	t	g	a	c	p	o
r	d	f	h	l	i	u
z	w	v	y	e	j	k
n						

Monday



Tuesday



Wednesday



Thursday



Friday



Sentence Reading- Read each sentence.

Clap the words in each sentence. **Draw** a picture to match.



He said no.

It is a wig.

They all got wet.

She went for a run.



Extension: Write each sentence on a paper. Can you **circle** the camera words?

Beginning Sounds

Say each picture. Match the picture to the beginning sound.



v



n



k



w

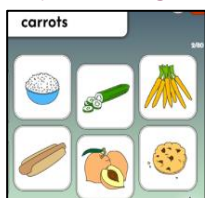
Answer Key:

k (kit), w (wig), n (net), v (van)

Vocabulary

Play 'Food 3' game. Click this link.

<https://www.gamestolearnenglish.com/>



Click on 'Fast English' and choose 'fast' option.

Listen to the word and click the correct picture.

Rhyme Time



Look at the pictures and say the words. Draw two pictures in each row that rhyme.



pot



tap



sit

Answer Key:

hot/cot cap/map kit/hit

Syllables

Say each word. Clap out the word to find out the number of syllables. Colour your answer.



1

2

3



1

2

3



1

2

3



1

2

3



1

2

3



1

2

3

Answer Key: pencil (2), house (1), cupcake (2), jellyfish (3), cherry (2), baby (2)



Extension: Clap and count the syllables in the months of the year.

Answer Key: January (4), February (4), March (1), April (2), May (1), June (1), July (2), August (2), September (3), October (3), November (3), December (3)

Mathematics Specialist Home Learning Week 7

Colour the 😊 in each box as you complete it.

COUNTING

Count **forwards** to 30
Count **backwards** from 20 to 0

Can you count a collection of objects?
How many pillows and cushions do you have in your home? **Count** then **draw** a picture of your items. **Write** the number that shows how many you have counted.




CHALLENGE



Count all the cups  in your home.

Look outside your window.

How many cars do you see parked on the street? 



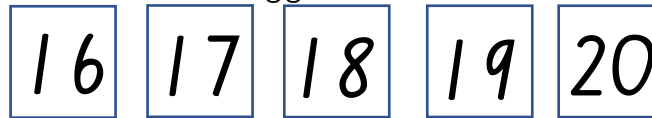
THINK ALOUD

Does the last number we say tell us **how many** there are? **Write** down the number that represents the total amount counted.



ORDERING NUMBERS

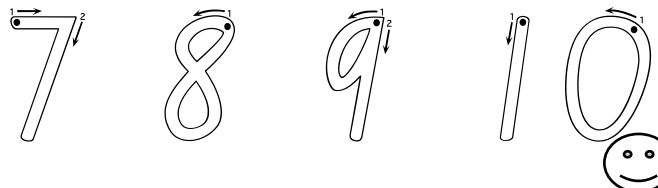
Create your own number cards. **Cut** out a strip of paper or cardboard into 20 pieces.
Write the numbers 1 to 20 onto each piece of paper with a pencil. **Order** the numbers from smallest to biggest. Count to check!



Challenge: Jumble the numbers up. 😊
Arrange them in order again. Ask an adult to hide a number card and try to guess the missing number.

Formation

Watch this [video](#). Press pause after each number and have a go at writing your numbers with correct formation. Remember to start at the top dot and follow the arrows.



Say the number aloud. **DRAW** the correct number of stripes on the tiger. 

