


Please ask your parents to keep all your Chinese worksheets in a safe place so you can bring them back to school to show me your lovely work.

Now have fun with this week's activities. Try to finish this by Thursday.



How do we say ear in Chinese? Scan this  to go to YouTube and watch the video again. If the QR code does not work, type 'my head Chinese' in the  bar at the top. Click on Mandarin Chinese Kids Gobble Up 小朋友说中文 My Head 我的头 - YouTube.

L.I.: Me – My head ^{wǒ de tóu} 我的头

S.C.: - I can recognise the vocabulary for different parts of the head.

- I can write the number for each face part.

We have learned these parts of the head.



眼睛
鼻子
嘴巴
耳朵
头


Now make sure your hands are clean and let's do some actions.

Touch your head and say ^{tóu} 头. Touch your eyes and say ^{yǎnjīng} 眼睛. Touch your nose and say

^{bízi} 鼻子. Touch your ears and say ^{ěrduo} 耳朵. Touch your mouth and say ^{kǒu} 口 (the easier form).






Do you still remember how to say and write Chinese numbers 1 – 10? Let's write them



again. If you need to watch the video for help, scan this  to go to YouTube and watch the video again. If the QR code does not work, type 'Chinese number song 1-10' in the bar at the top. Click on the top one 'Chinese Numbers: Learn How to Count 0-10 in Mandarin'. Now write the numbers 1 – 10 in the boxes. The first one is done for you.

1	2	3	4	5
—				
6	7	8	9	10

Next tell me how many of each parts of the head do you have. Write the Chinese number in the empty box. The first one is done for you.

我 I	有 have	— one	个		。
我 I	有 have		只		。
我 I	有 have		个		。
我 I	有 have		只		。
我 I	有 have		只		。

Five stars for you  !
Colour them in your favourite colour