



Kindergarten Learning from Home – Term 3, Week 9

	Monday	Tuesday	Wednesday	Thursday Hip Hop 10:50-11:30	Friday Dance 11:05-11:45
<b>Morning</b>	<p><b>Morning Routine</b> Watch the YouTube clip: <a href="https://youtu.be/IPgTdgvj_jc">https://youtu.be/IPgTdgvj_jc</a></p> <p>Complete the worksheet.</p> <p><b>Grammar</b> Watch the Grammar video on SeeSaw. Complete the subject/predicate worksheet.</p> <p><b>Phonological Awareness</b> Complete the worksheet- cut and paste in the missing letters</p> <p><b>Phonics</b> Watch the Phonics video on SeeSaw. Complete the worksheet Friends of c &amp; k</p> <p><b>Writing</b> Watch this video for the Nursery Rhyme, Hey Diddle Diddle: <a href="https://www.youtube.com/watch?v=pvhfa0LaVGU">https://www.youtube.com/watch?v=pvhfa0LaVGU</a></p> <p>Cut and paste the words that help to finish each of the sentences in the nursery rhyme.</p>	<p><b>Morning Routine</b> Watch the YouTube clip: <a href="https://www.youtube.com/watch?v=Utb4gruKI+M">https://www.youtube.com/watch?v=Utb4gruKI+M</a></p> <p>Complete the worksheet.</p> <p><b>Grammar</b> Complete the subject/predicate worksheet.</p> <p><b>Phonological Awareness</b> Complete the worksheet- cut and paste the matching rhyming words</p> <p><b>Phonics</b> Complete the worksheet picture word write</p> <p><b>Writing</b> Watch the Writing video posted today on Seesaw.</p> <p><b>Fruit</b> <i><b>Fruit is the best because it is healthy. I love juicy strawberries and sweet mangoes.)</b></i> Today, on the writing worksheet, you are writing a persuasive text about why fruit is the best. When writing your second sentence, you need to choose two fruit that you love and adjectives to describe them.</p> <p><b>Handwriting</b> Complete the handwriting worksheet</p>	<p><b>Morning Routine</b> Watch the YouTube clip: <a href="https://youtu.be/SSl-SbVz2oA">https://youtu.be/SSl-SbVz2oA</a></p> <p>Complete the worksheet.</p> <p><b>Grammar</b> Complete the adjectives worksheet.</p> <p><b>Phonological Awareness</b> Complete the worksheet- colour the number of syllables in each word</p> <p><b>Phonics</b> Complete the worksheet picture/word match</p> <p><b>Writing</b> Today, on your writing worksheet, you will be writing a persuasive text about why vegetables are the best.</p> <p>Remember to write a title, first sentence, and a second sentence.</p> <p>In your second sentence, you will need to choose two vegetables that you love, and adjectives to describe them.</p>	<p><b>Morning Routine</b> Watch the YouTube clip: <a href="https://youtu.be/0TgLf3PMOc">https://youtu.be/0TgLf3PMOc</a></p> <p>Complete the worksheet.</p> <p><b>Grammar</b> Complete the nouns worksheet.</p> <p><b>Phonological Awareness</b> Complete the worksheet- circle the letter that the word begins with</p> <p><b>Phonics</b> Complete the worksheet I, ll, le</p> <p><b>Writing</b> Today, on your writing worksheet, you will be writing a persuasive text about why desserts are the best.</p> <p>Remember to write a title, first sentence, and a second sentence.</p> <p>In your second sentence, you will need to choose two desserts that you love, and adjectives to describe them.</p> <p><b>Handwriting</b> Complete the handwriting worksheet.</p>	<p><b>Morning Routine</b> Watch the YouTube clip: <a href="https://www.youtube.com/watch?v=ksGiLalx39c">https://www.youtube.com/watch?v=ksGiLalx39c</a></p> <p>Complete the worksheet.</p> <p><b>Grammar</b> Complete the worksheet.</p> <p><b>Phonological Awareness</b> Complete the worksheet- say the name of each picture and fill in the missing middle sound</p> <p><b>Phonics</b> Complete the worksheet camera word sentences</p> <p><b>Writing</b> Today, on your writing worksheet, you will be writing a persuasive text about why toys are the best.</p> <p>Remember to write a title, first sentence, and a second sentence.</p> <p>In your second sentence, you will need to choose two toys that you love, and adjectives to describe them.</p>

<b>Break</b>	Remember to have a healthy snack and go and run around or play a game.				
<b>Middle</b>	<b>Maths</b> Complete the worksheet on addition and subtraction.	<b>Maths</b> Complete the worksheet on partitioning.	<b>Maths</b> If possible, watch the maths video on SeeSaw. Complete the worksheet on volume and capacity.	<b>Maths</b> Complete the worksheet on volume and capacity.	<b>Maths</b> Complete the worksheet on volume and capacity.
<b>Break</b>	Remember to have a healthy lunch and go and run around or play a game.				
<b>Afternoon</b>	<b>HSIE</b> Today we are going to look at lesson 4, Stories from the Past. Go into the link below and put the code in. <a href="http://inq.co/class/2r65">http://inq.co/class/2r65</a> Code: 5992  1. Watch the video called Bragging Grandpas 2. Discuss which of the things that the Grandpas said could be true 3. What else did the Grandpas brag about? 4. What did you learn to do before you started school? 5. Complete activity sheet	<b>Creative Arts</b> Fun mask  Think about a character from one of your favourite stories and design a mask by using colour pencils, paints, crayons, glitters and textas.  Share it on Seesaw!	<b>Science</b> We are learning about moving objects. Today we will be looking at a unit called Designing and Making a Toy. Go into the link below and put the code in. <a href="http://inq.co/class/2r65">http://inq.co/class/2r65</a> code: 5992  1. Look at the toys and discuss:  -Which ones do you push? -Which ones do you pull? - Did you push and pull any of them?  2. Draw a plan for your toy on activity sheet 3 3. Make your toy 4. Complete the activity sheet 4 or take a photo and upload on Seesaw	<b>PD/H/PE</b> Today you are going to practise throwing.  Materials: <ul style="list-style-type: none"> <li>Items you can throw such as balls, empty bottles and softballs.</li> <li>3 buckets/boxes</li> </ul> Set up the buckets/boxes. Place the items around the buckets/boxes. Time yourself to see how long it takes you to throw all the items into the buckets/boxes.  Optional: Place a bucket/box and stand close with a ball. Take a step back each time when you successfully throw a ball into the bucket/box and see how far you can go!	<b>Fine Motor Friday</b> Complete the activity sheets by tracing the lines.  Make sure you are holding your pencil properly when you're completing this task.  Colour in the pictures.  Share it on Seesaw!

# Monday – Morning Routine

Trace the Days of the Week.

Sunday
Monday
Tuesday
Wednesday
Thursday
Friday
Saturday

Yesterday was

---

Today is

---

Tomorrow will be

---

Cross out today's date.

September 2021

SUNDAY	MONDAY	TUESDAY	WEDNESDAY	THURSDAY	FRIDAY	SATURDAY
29	30	31	1	2	3	4
5	6	7	8	9	10	11
12	13	14	15	16	17	18
19	20	21	22	23	24	25
26	27	28	29	30	1	2

Write today's short date: \_\_\_\_\_



Monday—Grammar

Every sentence has a subject and a predicate.

Subject is who or what the sentence is about. It is the noun in the sentence i.e. the cat, the shops etc.

Predicate gives us more information about the subject. The predicate contains the verb i.e. is happy, are open etc.

Instructions: Cut out the subjects and the predicates from the table below. Place them in the correct boxes and read the sentence (do not glue them in the boxes). Mix and match the subjects and the predicates to create sentences. If the sentence makes sense, have a go at writing it on a piece of paper.

Subject

Predicate

Subject
Mum
The cat
Dad
The girl
Sam

Subject
had fish and chips for lunch.
has a pink dress,
sat on the fluffy mat.
says I can play fetch with the dog.
went to the shops today.




## Monday– Phonological Awareness

### Ending sound

Direction: cut and paste in the missing letters



c	a	
---	---	--



f	a	
---	---	--



h	a	
---	---	--



t	a	
---	---	--



d	o	
---	---	--



m	a	
---	---	--

---

t	g	n	t	n	p
---	---	---	---	---	---






## Friends of C and K

Cut and paste the picture to match the word. Circle the correct word and write the correct spelling underneath.

kit      cit	kat      cat	kut      cut

cob      kob	ciss      kiss	kot      cot





# Hey Diddle

Hey diddle diddle the cat  
and the

# Diddle



The cow jumped over the

The little dog laughed to  
see such

And the dish ran away with the

fun.

again

fiddle.

spoon.

moon.



**Addition and Subtraction**

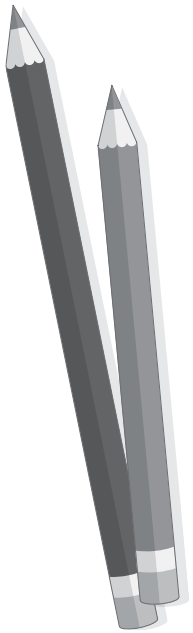
Add and subtract the pictures and write the answers. Write the number sentence on the lines below.



7

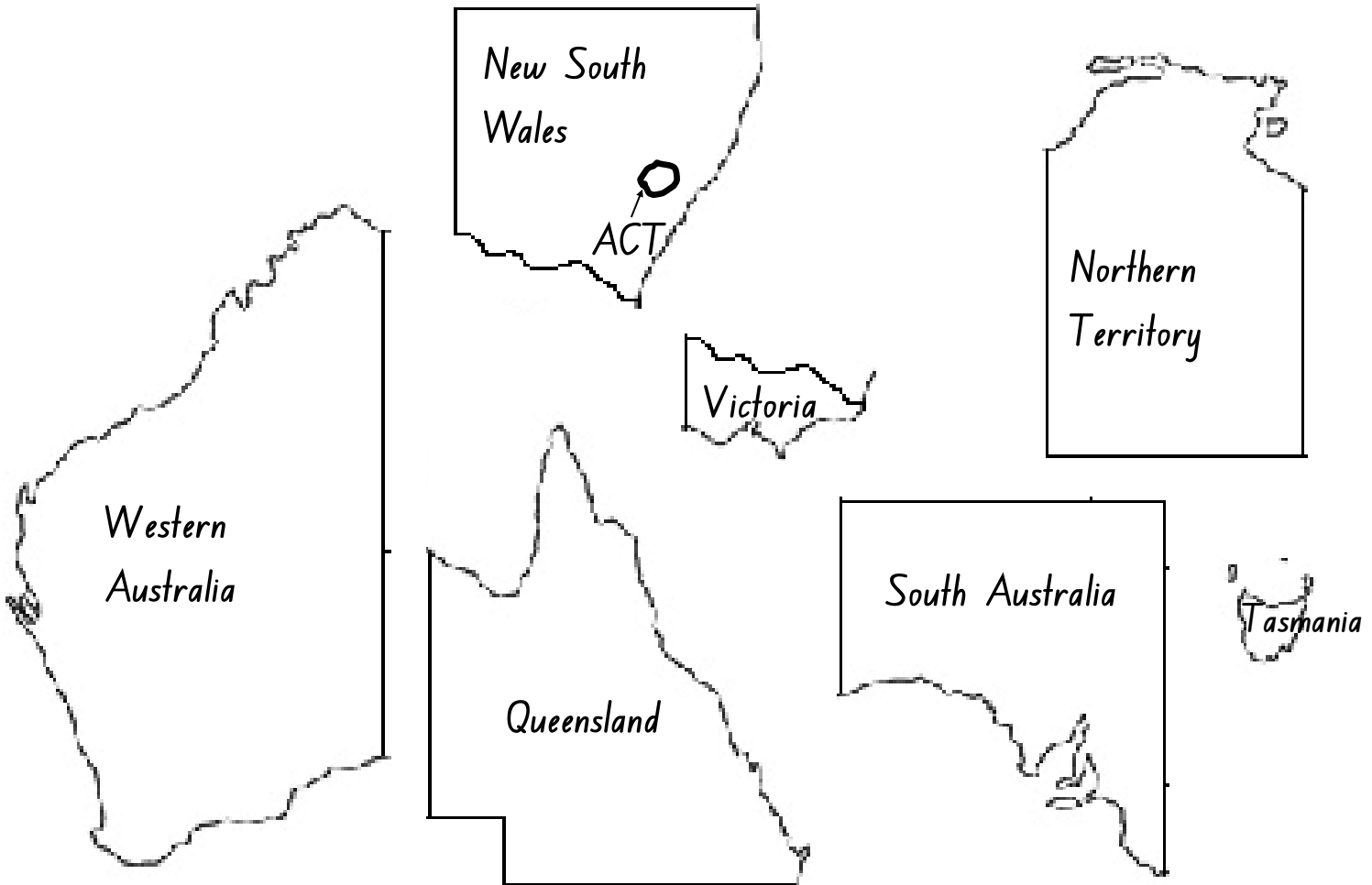
What is the best thing you have ever done?

Draw it and then share it with a partner.



**Tuesday—Morning Routine**

*Colour the states and territories below the line. Cut out the states and territories below and glue them onto the map of Australia.*







## Tuesday—Grammar

Every sentence needs to begin with a capital letter and end with punctuation (a full stop).

Instructions: re-write the sentences so that they begin with a capital letter and end in with a full stop. After you have finished writing the sentence, draw a box around the subject and a box around the predicate.

i am going to the shops to get gum

---

he went for a long jog

---

jim has a map to help him


---



## Tuesday – Phonological Awareness

### Rhyming Words

Cut and paste the matching rhyming words.





Tuesday -Phonics

Picture and word match. We are using our phonemes to spell words.

Write the word next to the picture.



Answer key: sloth, hush, chest, whisk, chips, crash

## Persuasive Writing

**L.I: We are learning to write to persuade.**


Today you will be writing why **fruit** is the best. Use the space below to write your persuasive text.

**Success Criteria:**

- ☐ Title
- ☐ Two sentences
- ☐ Adjectives

Before you start, say the Handwriting chant:

1,2,3,4 Are my feet flat on the floor?  
5,6,7,8 Is my back up nice and straight?  
9,10,11,12 This is how my pencil's held.





Tuesday – Maths

### **Partitioning**

Today we are going to continue working on partitioning numbers. Partitioning means breaking into parts.

1. Pick a number.
2. Make a tower for that number using blocks, Legos or anything else you might have at home.
3. Partition the tower into 2 parts and record your partition below.
4. Are the 2 parts equal or unequal?
5. Put the tower back together again.
6. Try to partition the tower in a different way.
7. Circle any partitions that are the same.








Tuesday- Creative Arts

## Design a Character Mask

Think about a character from one of your favourite stories. Use what you know about the character to design a mask of them.





Write today's short date: \_\_\_\_\_

Cut out the months of the year and glue them in the correct order in the table.

1.
2.
3.
4.
5.
6.
7.
8.
9.
10.
11.
12.

April
December
March
May
September
January
August
June
February
November
October
July



### Wednesday—Grammar

*What is an adjective: An adjective describes the noun.*

*Think of your favourite flavour of ice-cream. Use your senses to describe your favourite ice-cream flavour. Write or draw one adjective for each of the senses.*

*My favourite ice-cream flavour is \_\_\_\_\_.*



*Feels like:*

*Looks like:*

*Tastes like:*

*Smells like:*

## Wednesday – Phonological Awareness

Say the word, clap out the syllables in the word. Colour the number of syllables in the word.

<p>pool</p>  <p>① ② ③</p>	<p>swimming</p>  <p>① ② ③</p>	<p>sunny</p>  <p>① ② ③</p>
<p>fishing</p>  <p>① ② ③</p>	<p>hat</p>  <p>① ② ③</p>	<p>water</p>  <p>① ② ③</p>
<p>December</p>  <p>① ② ③</p>	<p>bug</p>  <p>① ② ③</p>	<p>beach</p>  <p>① ② ③</p>



## Picture word match

Cut out the word and glue it next to the correct picture.



moth

chest

bath

whip

think

sloth



## Persuasive Writing

**L.I: We are learning to write to persuade.**

Today you will be writing why **vegetables** are the best. Use the space below to write your persuasive text.

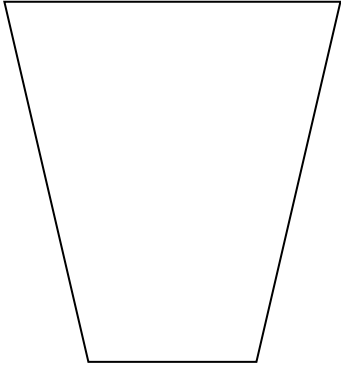

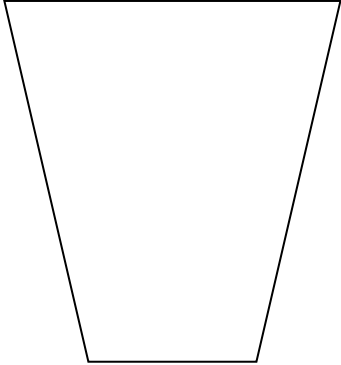

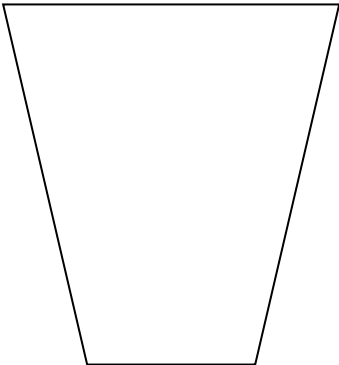

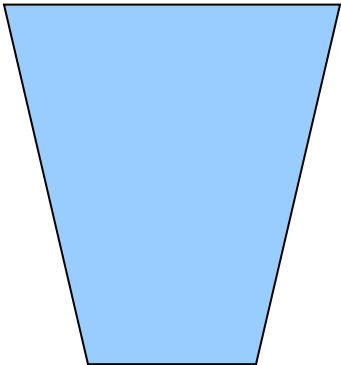
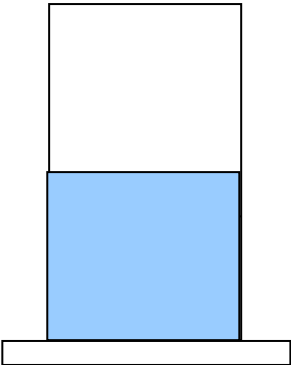
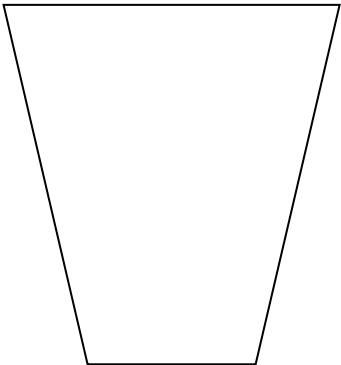
**Success Criteria:**

- ☐ Title
- ☐ Two sentences
- ☐ Adjectives

Capacity

Today we will be learning about capacity.  
Capacity is the amount that an object can be filled to.

Draw the correct amount of liquid in each container.

 half full	 full	 empty
 full	 empty	 half full
 <div data-bbox="124 1872 544 1977"></div>	 <div data-bbox="574 1872 1018 1977"></div>	 <div data-bbox="1054 1872 1474 1977"></div>


**Wednesday- Science**

**3** Draw a plan for your toy.







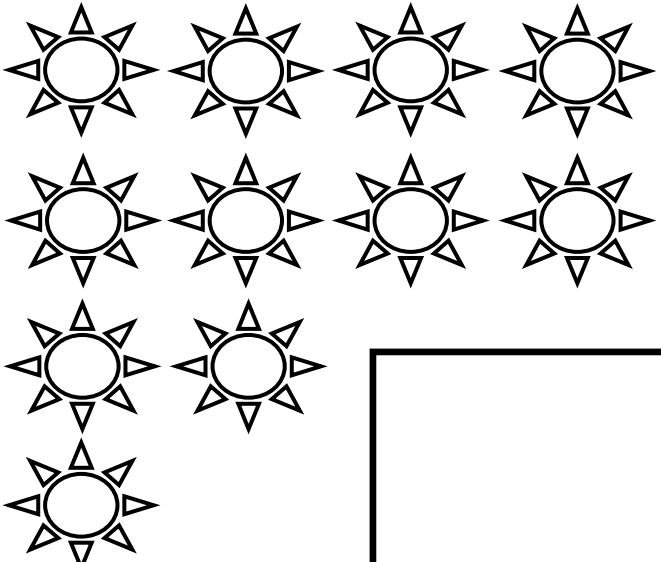

### Wednesday- Science

**4** Using your design, make your toy. Test your toy, can it be pulled or pushed to move? Take a photo or draw your toy.



## Thursday—Morning Routine

Count the objects in each box then write the amount in the little boxes. Colour the objects when you have finished.

 <div data-bbox="481 694 785 913"></div>	 <div data-bbox="1176 694 1479 913"></div>
 <div data-bbox="475 1299 778 1518"></div>	 <div data-bbox="1176 1299 1479 1518"></div>
 <div data-bbox="481 1904 785 2123"></div>	 <div data-bbox="1176 1904 1479 2123"></div>

## Thursday—Grammar

*What is a noun: A noun is person, place, thing or an idea.*


*Draw a person, a place and a thing. Try your best to think of nouns that are different to the ones on the worksheet.*



*Person:*



*Place:*





*Thing:*




Thursday– Phonological Awareness


*Circle the letter that the word begins with*


**b**  ~~**c**~~

**o**  **a**

**d**  **b**


**s**  **h**

**s**  **f**


**c**  **o**

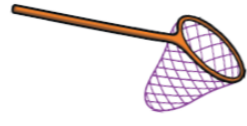
**v**  **c**

**d**  **g**

**e**  **j**

**h**  **y**

**p**  **d**

**n**  **m**


## Thursday—Phonics

**l**- usually at the beginning or in the middle of a word i.e. leg, clap, gold.


**ll** -usually at the end of the word and always comes after a short vowel.

**le**-we would usually use **le** at the end of a word that has two syllables, but we need to remember to double the consonant eg: puddle, bubble.

Instructions: Look at the pictures. Have a think about where you can hear the /l/ sound. Spell the word next to the picture.



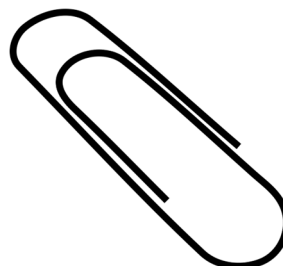
\_\_\_\_\_




\_\_\_\_\_



\_\_\_\_\_




\_\_\_\_\_




\_\_\_\_\_



\_\_\_\_\_



\_\_\_\_\_



\_\_\_\_\_

Words: bell slip log puzzle stilts clip bottle little

## Persuasive Writing

**L.I: We are learning to write to persuade.**

Today you will be writing why **desserts** are the best. Use the space below to write your persuasive text.

**Success Criteria:**

- ☐ Title
- ☐ Two sentences
- ☐ Adjectives

Before you start, say the Handwriting chant:

1,2,3,4 Are my feet flat on the floor?  
5,6,7,8 Is my back up nice and straight?  
9,10,11,12 This is how my pencil's held.



said



said



they



they



today




today

## Capacity

Capacity is the amount that an object can be filled to.

Find these containers in your home and fill them with water to capacity. Draw your items in the boxes and compare which has the smallest capacity and which has the largest capacity.

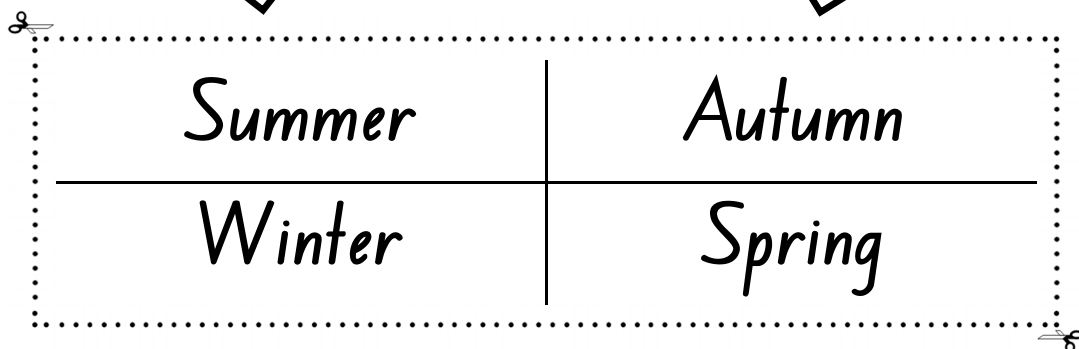

Container	Draw
jug	
cup	
bowl	
bottle	
saucepan	

Which container had the **largest** capacity? \_\_\_\_\_

Which container had the **smallest** capacity? \_\_\_\_\_



Colour in the pictures. Cut out the seasons below and glue the season to the matching picture.







## Friday—Grammar

Instructions: Read the sentences below. Every sentence has a subject and a predicate. Draw a box around the subject and the predicate, circle the verb and underline the adjective and noun. Not all of the sentences have an adjective.

Example:

The cat
---------

sat
-----

 on the soft mat.

Ted led the cat to the fish.


The fat cat is on my bed.


I am going to have ribs for lunch.


You are fun to play with.


## Friday – Phonological Awareness


Look at each picture, say the word then fill in the missing letter.


		
d		g

		
r		g

		
b		g

		
l		g

		
s		n

		
b		x

Instructions— Read the sentences. Write the camera words from each sentence in the next box then draw a picture to match the sentence.

Sentence	Camera Words	Picture
She is going to get fish and chips.		
I will not play with the small moth.		
My mum will give me the brush.		
When can he go on the ship?		
I will make a wish with you.		

## Persuasive Writing

**L.I: We are learning to write to persuade.**

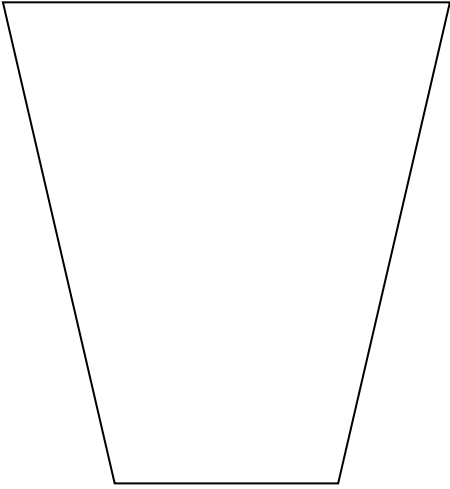
Today you will be writing why **toys** are the best. Use the space below to write your persuasive text.

**Success Criteria:**

- ☐ Title
- ☐ Two sentences
- ☐ Adjectives

## Capacity

Choose a cup. Find other containers that hold more and less water than your cup. Draw them in the boxes.

Containers that Hold Less	My Cup	Containers that Hold More
		

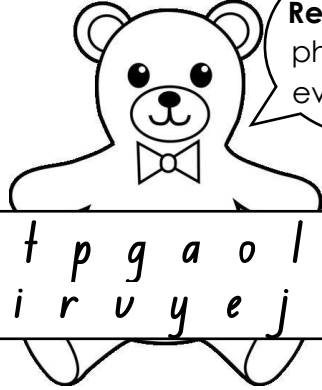
containers held less than my cup.

containers held more than my cup.

# Kindergarten English Specialist Home Learning Week 9

Colour the ♥ in each box as you complete it.

## Phonemes



Read your phonemes every day.

s m t p g a o l h d f  
b u i r v y e j w n k

Monday



Tuesday



Wednesday



Thursday



Friday



**Sentence Reading-** Read each sentence.

**Clap** the words in each sentence. **Draw** a picture to match.

Dad said no.

The sun is hot today.

A red kit for me.

The jet is wet.

**Extension:** Write each sentence on a paper. Can you **circle** the camera words?

## End Sounds

Say each picture slowly. Match the picture to the end sound.



•

g



•

p



•

d



•

t

**Answer Key:**

p (tap), g (pig), d (sad), t (pot)

**Extension:** Write the words to match the pictures above.

## Rhyme Time

Look at the pictures and say the words. Draw two pictures in each row that rhyme.



top



vet



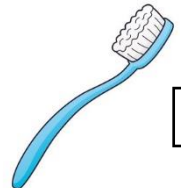
kit

## Syllables

Say each word. Clap out the word to find out the number of syllables. Write the answer in each box.




















**Answer Key:** elephant (3), pineapple (3), toothbrush (2), balloon (2), eggs (1), table (2), rocket (2), pear (1), pizza (2)

# Mathematics Specialist Home Learning Week 9

Colour the ☺ in each box as you complete it.

## COUNTING

Count **forwards** to 30

Count **backwards** from 20 to 0

Follow the link below to count along

<https://youtu.be/fS60rraBhz4>



Can you count a collection of objects?  
How many pots and pans do you have in your home? **Count** then **draw** a picture of your items. **Write** the number that shows how many you have counted.



### CHALLENGE



Count all the fruit 🍌🍎🍇 in your home.

Look outside your window.

How many houses 🏠 can you spot?




### THINK ALOUD



Does the last number we say tell us **how many** there are? **Write** down the number that represents the total amount counted.

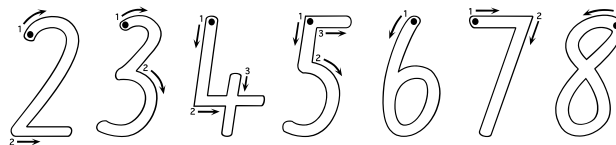
## NUMBER SEQUENCE

Fill in the missing numbers.



## Formation

Watch this [video](#). Press pause after each number and have a go at writing your numbers with correct formation. Remember to start at the top dot and follow the arrows.



**Challenge:** Write numbers to 20.



**SAY** the number aloud. **COLOUR** the correct number of feathers on each bird.

